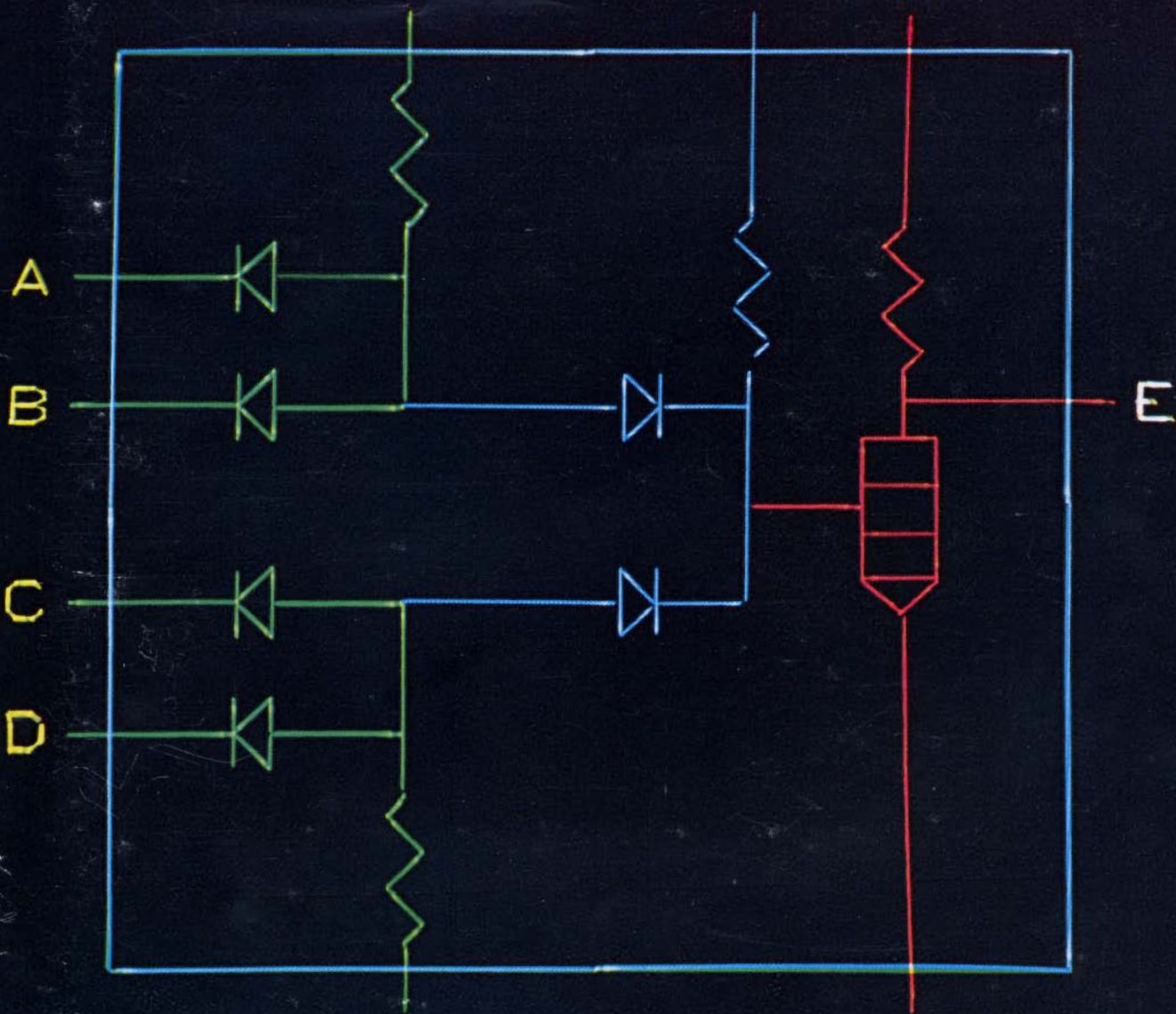


# SCIENTIFIC AMERICAN



INFORMATION

*SLATY CENTS*

*September 1966*

# How a pharmaceutical company uses First National City Bank in the U. S. and across the world.

## IN 31 COUNTRIES...

**Structured worldwide pension plan**—The company wanted a pension plan to cover 35 key employees—nationals of 31 countries. Through its branches, Citibank a) researched central bank regulations in each country on export of money for pension purposes; b) recommended alternatives where plan was unacceptable; c) recommended short-term investments for pension funds; d) analyzed foreign exchange, tax, dollar availability problems of fund setup, and suggested solutions. This project involved hundreds of Citibank people across the world.

## IN THE U.K....

**Trustee for foreign pension fund**—Citibank's New York-London Trustee Co., Ltd., was appointed trustee and manager of company's pension fund for its 400 employees in the U.K.

## FRANCE, ITALY...

**Help in foreign acquisitions**—Citibank investigated the facilities, managements and prospects of companies the pharmaceutical company wanted to buy, reported on problems of purchasing their stock, assessed capital investment markets in the countries. Bank's branches arranged introductions to managements of potential acquisitions and, in one purchase, helped up to the last minute clearing technical and legal snags.

## IN THE U.S....

**Recruited foreign financial management**—Citibank has an executive "clearing house" for financial experts—supplied candidates for a key job in company's international operation.

## AFRICA, ASIA, EUROPE, THE AMERICAS...

**Financed expansion of subsidiaries**—Citibank funds from short and long term loans, clean credits, trade bill discounts, foreign exchange transactions helped company subsidiaries finance new plants, warehouses, offices, receivables, inventories... in 17 different countries.

## WESTERN EUROPE...

**Counsel on overseas stock market listing**—The company considered listing its stock on one of three European exchanges, asked bank for counsel. Citibank investigated volume and location of foreign stock ownership, anticipated trading volume, cost of listing. The bank analyzed the information, gave the company specific recommendations.

## AT COMPANY H.Q....

**Worldwide financial know-how**—Top Citibank people from New York and senior overseas branch personnel visited company headquarters, counseled company officers on plans and problems, gave them insight into foreign money markets and business conditions.

## SOUTH AMERICA

**Provided area salesmen with safe, convertible travel funds**—FNCB Travelers Checks were made available to the company's South American headquarters at local Citibank branch and automatically charged to company's U.S. account. Salesmen received funds convertible into any currency; company's bookkeeping was simplified.

## INDIA...

**Located sites for new plant**—Citibank's local branch canvassed industrial land within 300 miles of a major city, noting supply of potable water, electricity, labor. The bank later arranged a trip for representative of a local land appraisal firm to company's U.S. headquarters.

**NOTE:** The company used a wide range of Citibank's important routine services at home and abroad: credit checks; international remittances; personalized letters of introduction; Citibank's Monthly Economic Letter; in-depth analyses of business conditions, etc.

**We welcome inquiries about the many services specific to your business, available at First National City Bank.**

**FIRST NATIONAL CITY BANK**

399 PARK AVENUE, NEW YORK, N. Y. 10022 • MEMBER FEDERAL DEPOSIT INSURANCE CORP.







**Soon even a business as far out as this one can use ITT's new data processing services.**

Once you had to live in a major city to be near a data processing center.

Now ITT Data Services Division is changing all that with strategically located data processing stations linked to computer centers. The computer is, in effect, being brought to all business, wherever it may be.

This will eliminate the transport of

data to distant computer centers. And it will take only minutes instead of days to process the data.

The ITT Data Services Computer Center in New Jersey (the largest of its kind), linked to satellite stations throughout Greater New York, has set the pace. Now there's one like it in Los Angeles, to be linked with satellites in

southern California and nearby states.

Soon there'll be similar centers and satellites throughout the country and abroad. One is now underway in London. Thus, ITT will make data processing economically available to a whole new group of businesses.

International Telephone and Telegraph Corporation, New York, N.Y.

**ITT**

**HIGH-SPEED  
COMPUTERS AND  
DATA PROCESSING**

**AT SYNTEX** are increasingly used to strengthen the company's research in steroid chemistry, hormone biology and molecular biology. Computers also make possible many valuable cross correlations of the thousands of detailed medical reports Syntex receives from physicians and clinical investigators. An expansion of the electronic data-processing program at the Syntex Research Center in Palo Alto, California, will tie computers directly to laboratory instruments for virtually instantaneous translation, recording, interpretation and retrieval of data. This is another important factor in the continuing growth of Syntex as an international pharmaceutical company with a unique emphasis on basic research.



## ARTICLES

- 64 INFORMATION, by John McCarthy**  
An introduction to an issue on information and its processing by computers.
- 74 COMPUTER LOGIC AND MEMORY, by David C. Evans**  
The "hardware" of the modern computer works with the binary logic of 0 and 1.
- 86 COMPUTER INPUTS AND OUTPUTS, by Ivan E. Sutherland**  
Once they were only cards and print; now they are often graphical displays.
- 112 SYSTEM ANALYSIS AND PROGRAMMING, by Christopher Strachey**  
Computer "software" is programs and ways to write them in machine language.
- 128 TIME-SHARING ON COMPUTERS, by R. M. Fano and F. J. Corbató**  
At Project MAC 30 people are able to use one large computer simultaneously.
- 144 THE TRANSMISSION OF COMPUTER DATA, by John R. Pierce**  
Telephone and telegraph networks handle a growing volume of computer data.
- 160 THE USES OF COMPUTERS IN SCIENCE, by Anthony G. Oettinger**  
Computers have been servants of scientific work; now they shape the work itself.
- 176 THE USES OF COMPUTERS IN TECHNOLOGY, by Steven Anson Coons**  
Computers can both control processes and greatly facilitate engineering design.
- 192 THE USES OF COMPUTERS IN ORGANIZATIONS, by Martin Greenberger**  
They can not only do clerical work but also play a key role in decision-making.
- 206 THE USES OF COMPUTERS IN EDUCATION, by Patrick Suppes**  
They enable teaching to adapt sensitively to the needs of the individual student.
- 224 INFORMATION STORAGE AND RETRIEVAL, by Ben-Ami Lipetz**  
The technology advances, but the goal of an automatic general library is distant.
- 246 ARTIFICIAL INTELLIGENCE, by Marvin L. Minsky**  
Can a machine be made to exhibit intelligence? Some programs indicate it can.

## DEPARTMENTS

- |            |                                |            |                              |
|------------|--------------------------------|------------|------------------------------|
| <b>12</b>  | <b>LETTERS</b>                 | <b>264</b> | <b>MATHEMATICAL GAMES</b>    |
| <b>30</b>  | <b>50 AND 100 YEARS AGO</b>    | <b>277</b> | <b>THE AMATEUR SCIENTIST</b> |
| <b>45</b>  | <b>THE AUTHORS</b>             | <b>295</b> | <b>BOOKS</b>                 |
| <b>100</b> | <b>SCIENCE AND THE CITIZEN</b> | <b>312</b> | <b>BIBLIOGRAPHY</b>          |

<b>BOARD OF EDITORS</b>	Gerard Piel (Publisher), Dennis Flanagan (Editor), Francis Bello (Associate Editor), John Purcell, James T. Rogers, Armand Schwab, Jr., C. L. Stong, Joseph Wisnovsky
<b>ART DEPARTMENT</b>	Jerome Snyder (Art Director), Samuel L. Howard (Assistant Art Director)
<b>PRODUCTION DEPARTMENT</b>	Gerald Meyerson (Production Manager), Richard Sasso (Assistant Production Manager)
<b>COPY DEPARTMENT</b>	Sally Porter Jenks (Copy Chief), Dorothy Bates, Julio E. Xavier
<b>GENERAL MANAGER</b>	Donald H. Miller, Jr.
<b>ADVERTISING MANAGER</b>	Martin M. Davidson
<b>ASSISTANT TO THE PUBLISHER</b>	Stephen M. Fischer

The cueing control built into the Garrard LAB 80

is the safe precise way to bring the stylus

to the record groove.

Today's light tracking forces and delicate stylus assemblies have increased the danger of record damage from manual handling. The Lab 80's ingenious tone arm cueing control eliminates this hazard... works three ways:

**1 To play a single record:** Press "Manual". The arm stays suspended a half inch over the record. Position the tone arm over the starting groove. Now, simply press the cueing control and the stylus gently lowers.

**2 To pause** during manual or automatic play.

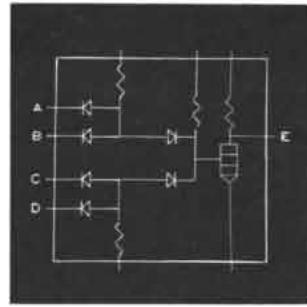
**3 To locate any groove** accurately and safely.

The Lab 80's cueing control works beautifully whether you're playing a single record or a stack of eight.

For complimentary copy of a 32-page Comparator Guide describing all the advanced features of the Lab 80, write Garrard, Dept. GM-426, Westbury, New York 11590.



**Garrard**  
WORLD'S FINEST



THE COVER

The photograph on the cover symbolizes the theme of this issue of SCIENTIFIC AMERICAN: information, with special reference to how it is processed by computers. The photograph shows a computer-generated display on the screen of an experimental color graphics system developed by the International Business Machines Corporation. The display itself is a diagram of a basic computer circuit; in a sense it can be said that the display represents a computer reflecting on its own nature. The circuit serves the logic function *and/or/invert*. The *and* function is shown in green, the *or* in blue and the *invert* in red. The arrow-like symbols are diodes, the zigzag lines are resistors and the complex structure in red is a transistor. The letters A, B, C and D represent logical inputs; the letter E, the output.

THE ILLUSTRATIONS


Cover photograph by Sol Mednick

Page	Source	Page	Source
64	Fairchild Semiconductor	113-117	Joan Starwood
66	Paul Weller	128-131	Sol Mednick
68	William Vandivert ( <i>top</i> ), Smithsonian Institution	132-138	Joan Starwood
		144	Paul Weller
		146	Dan Todd
69	Sol Mednick	147	Roy DeCarava
74	Sol Mednick	148-149	Dan Todd
76-79	James Egleson	150	William Vandivert
80	Texas Instruments Incorporated ( <i>top</i> ), James Egleson	152	Hughes Aircraft Company
		160	Bela Julesz
81	Lee Boltin ( <i>top</i> ), Roy DeCarava ( <i>bottom</i> )	162	Roy DeCarava ( <i>top</i> ), Paul Weller ( <i>bottom</i> )
82	James Egleson ( <i>top</i> ), William Vandivert ( <i>bottom left</i> ), Sol Mednick ( <i>bottom right</i> )	164	Lawrence Radiation Laboratory
		165	National Biomedical Research Foundation
83-84	James Egleson	166	John P. Shannon
85	Paul Weller ( <i>top left</i> ), C. N. Dean Paris ( <i>center left</i> ), Motorola Semiconductor Products ( <i>bottom left</i> ), Clark Bibbler ( <i>top right</i> ), Roy DeCarava ( <i>center right</i> ), William Vandivert ( <i>bottom right</i> )	168	Anthony G. Oettinger
		170	Roy DeCarava
		176	Sol Mednick
		178	William Vandivert ( <i>top</i> ), Allen Beechel ( <i>bottom</i> )
		179	Roy DeCarava
		180	Louis Berger & Associates
87	William Vandivert	181	IIT Research Institute
88	Sol Mednick ( <i>top</i> ), Lawrence Radiation Laboratory ( <i>bottom</i> )	182	Allen Beechel
		183	Ford Motor Company
		184	Boeing Company
90	C. N. Dean Paris ( <i>top</i> ), Sol Mednick ( <i>middle and bottom</i> )	196	Bunker-Ramo Corporation
		206-218	Fred Kaplan, Black Star
91	Bunji Tagawa	226	Eric Mose
92	Roy DeCarava	228	William Vandivert
93	Ivan E. Sutherland ( <i>top</i> ), Bunji Tagawa ( <i>bottom</i> )	232	Yale Medical Library
		234	Dennis Brack, Black Star
94	Hatti Sauer	238	Fred Schnell, Black Star
96	Lawrence G. Roberts	270-272	Joe Kaufman



**Miles or** The design and production of High Acuity panoramic camera systems with resolution capabilities in excess of 100 lines per millimeter and the use of coherent light to record  $10^6$  information bits per square inch on photographic mass memories are but two of Itek's programs in photo-optical Information Technology. Additional information on Itek's total capabilities in this area is available on request.

**Microns**



The enlargement shows Coit Tower in San Francisco. On the original negative the diameter of the tower is 0.0491".



Itek Corporation  
Lexington, Massachusetts 02173

**ITEK'S PRODUCTS AND FIELDS OF INTEREST INCLUDE:**

High Acuity Lenses • Optical Systems • Photographic Printers • Photographic Viewers • Micrographics • Image Enhancement Devices • Image Stabilization Devices • Optical Filters • Tracking Systems • Night Vision Devices • Electronic Stereoscopes • Photographic Processors • Film Digitizers • Reconnaissance Systems □ Platemaster® Offset Platemakers • Microfilm Cameras • Microfilm Reader - Printers • Offset Duplicators • Microfilm Processors • Microfilm Duplicators • Project A-Lith® Platemaking Material • Photosensitive Materials □ Safety Glasses • Reading Glasses • Sun Glasses • Optical Components □ Photo-optical Digital Memories □ Micro Measuring and Positioning Devices

Like any new era, the Age of Information abruptly confronts mankind with new and urgent demands. At General Telephone & Electronics—where our business is communications and our involvement with the complex challenges of information handling is total—we work on frontiers where every resource of science and technology concentrates to meet and solve these new problems.

You find the GT&E approach typified in the example on the facing page.

And you find the same spirit of innovation and accomplishment in every member of the GT&E family of companies—which includes General Telephone Operating Companies in portions of 33 states, Automatic Electric, Lenkurt Electric, Sylvania Electric Products, GT&E Laboratories and GT&E International.



**GTE**  
GENERAL TELEPHONE & ELECTRONICS 

A family of companies working together to bring you the finest in total communications





## Target of the Knowledge Explosion

He has three times as much to learn as you did. Can he learn it three times faster?  
Electronic Systems for Education from Sylvania will help.

On top of all his parents had to learn, today's 5-year-old will be bombarded with the staggering amounts of new knowledge continually accumulating.

The Knowledge Explosion is a very real problem for our new generation of students. And to help them cope with it, we must speed the learning process.

Already, Sylvania is working with educators to project completely integrated systems of educational communications. Developing more sophisticated applications. Information "banks" that incorporate libraries on tape, capable of being comprehended at many times the speed of normal speech. Video-taped lecture retrieval. Testing machines that can gauge instantly how a class responds to new information.

Such developments are clearly presaged by



our systems at work today. Classroom TV. Mobile TV broadcast and recording studios. And the new all-electronic "Blackboard-by-Wire" remote teaching device that makes possible low-cost, voice-with-graphics transmission to as many as six separate class locations simultaneously.

And every system is custom-designed by Sylvania to meet the demands of a particular problem.

Can schools keep students ahead of the Knowledge Explosion? Yes. And Electronic Systems for Education from Sylvania will help. Sylvania Commercial Electronics, Bedford, Massachusetts.

**SYLVANIA**  
SUBSIDIARY OF  
GENERAL TELEPHONE & ELECTRONICS **GTE**

COMMERCIAL ELECTRONICS DIVISION

# lumber sorting—the modern way

Allen-Bradley control panel—  
incorporating A-B dry reed switching units—  
substantially increased “output”!



■ Here's a lumber sorting operation where Allen-Bradley dry reed switching solved a serious problem. It provides not only the required high speed switching for rapid sorting but also the required reliability to insure continuous operation. The unavoidable operating conditions—extreme dust with wide temperature variations—can be ignored in reed switching.

The reason for the success of this installation is self-evident. To begin with, each individual dry reed contact in the Allen-Bradley system is hermetically sealed within an inert gas filled glass tube—contact contamination cannot occur. Consequently, the A-B reed devices will provide hundreds of millions of faultless operations.

Allen-Bradley dry reed switching is in the millisecond range. Unlike solid state devices, it is insensitive to “transients” or wide temperature variations. Also, A-B dry

reed switching consists of simple relay circuits, with which electricians are well acquainted.

All Allen-Bradley units are of rugged modular construction, uniform in height and depth and arranged for panel mounting. Terminals—all accessible from the front and individually identified—simplify wiring and circuit tracing.

Allen-Bradley dry reed switching units are available in a variety of types, as described at the right, to make possible complete design flexibility. Allen-Bradley engineers will be pleased to work with you on the application of these dry reed switching units. Please let us hear from you. Allen-Bradley Co., 1204 South Third Street, Milwaukee, Wisconsin 53204. In Canada: Allen-Bradley Canada Ltd. Export Office: 630 Third Ave., N.Y., N.Y., U.S.A. 10017.



# Allen-Bradley has available a complete line of dry reed switching units

## BULLETIN 1610L Magnetically Latched Dry Reed Relays

Latching contacts have permanent magnet bias not strong enough to operate the contacts, but strong enough to hold them in position once they have been operated even if coil power is removed. Relays have coils with separate "latch" and "unlatch" windings. Available with 2, 4, 6, and 8 poles.

## BULLETIN 1614L Flip-Flop Units

Consist of prewired magnetically latched input and output relays. Output relays have four contacts. Units can be assembled to perform counting functions: binary, binary coded decimal, and decimal counters. No power is required to maintain steady state condition.



## BULLETIN 1610 Dry Reed Relays

All A-B dry reed switching units are similar in appearance and construction. Enclosures are identical in height and depth—only the width varies. The dry reed relays consist of individual hermetically sealed contacts, either N.O., N.C., or various combinations of both. A single coil surrounds all the switches in the relay. The steel enclosure completes the magnetic circuit and shields the switches from external fields. Available in four basic enclosure sizes. Standard coil voltages 24 v and 125 v dc.

## BULLETIN 1612L Shift Register Units

These are self-contained shift register stages consisting of magnetically latched storage and transfer relays. A dual coil surrounds the magnetically biased dry reed switches. Two isolated contacts are available for signal outputs. Can be furnished with various contact arrangements.


## BULLETIN 1616 Logic Units

Contain double-wound coils with the windings in opposition. Each winding will cause contact operation when energized alone. Various logic functions can be performed: nor, and exclusive-or, inclusive-or, and comparator. A variety of output contact combinations can be furnished.

## BULLETIN 1618 Diode Units

Are assemblies of hermetically sealed high quality silicon diodes conveniently enclosed. The units are internally wired in three ways: separate terminals for each diode, pairs of diodes with a common anode terminal or with a common cathode terminal. Number of diodes: 7 or 13; pairs of diodes: 5 or 9.

Allen-Bradley has many other components and accessories to round out the complete dry reed switching line, such as:




## BULLETIN 1690 Power Supply

It furnishes filtered direct current for proper operation of the high speed dry reed devices.



## BULLETIN 1691 Resistor-Capacity Network

Provides arc suppression for contact protection when switching inductive loads.



Compact clip-on pilot light units are also available. Readily visible, lights are easy to mount by slipping bracket into a recess at the top of the terminal block.



# ALLEN-BRADLEY

Member of NEMA

## QUALITY MOTOR CONTROL

**SDS announces  
Sigma 2,  
a fat-free computer  
designed  
for systems.**





Sigma 2 is a small, very fast, extremely reliable real-time computer with highly sophisticated software.

It costs \$26,000 with Model 35 Teletypewriter, paper tape reader and punch, 4 fully buffered automatic I/O channels, and 4,096 words of core memory.

Memory is expandable to 65,536 words, all of which can be directly addressed. Cycle time is 900 nanoseconds.

Sigma 2 does multiprogramming and multiprocessing. It can control a real-time situation in the foreground while simultaneously performing a general-purpose job in the background—all with full memory protection. Re-entrant software greatly multiplies speed and efficiency. Sigma 2 can change its environment from one program to another in 4 microseconds.

With 20 input/output channels available, Sigma 2 can carry on many I/O operations simultaneously and very rapidly—up to 6,000,000 bits per second. A full word can be read in or out directly without the use of an I/O channel.

Memory protection is extremely flexible. Under program control, Sigma 2 can dynamically alter areas of protection while the machine is running. It takes only 2 microseconds to change protection for 4,096 words. Yet it is impossible for a back-

ground program to gain access to areas of memory under foreground protection.

Sigma 2 contains about  $\frac{1}{3}$  as many components as comparable machines. Integrated circuits, modular design and a unique logical organization make this possible. As a result, Sigma 2's standard of reliability is far beyond anything previously known in the industry. Even its typewriter is the most rugged machine on the market.

Sigma 2 is designed to handle such critical real-time applications as aerospace and industrial control, nuclear experimentation, and communications switching and control, and at the same time do general-purpose computation.


Also, Sigma 2 can serve as a local or remote satellite to its big brother, Sigma 7. It can use Sigma 7's memory in addition to its own, and it can operate all the Sigma 7 peripherals.

Software for Sigma 2 includes Basic Control Monitor, Basic FORTRAN, SDS FORTRAN IV, Real-Time Batch Monitor, basic and extended assemblers, and a library of mathematical and utility programs.

The first Sigma 2's will be delivered (with software) in 1966.

**Scientific Data Systems, Santa Monica, California**

# BRS solid state logic modules



## Sure Cure for Electronic Frustration

Through solid state digital logic packages (called DigiBits) we have taken a great deal of the old frustration out of electronics in the research lab. Reliability is a prime example. Once a DigiBit system is properly programmed it just goes and goes and goes. No moving parts, no points to burn out and most important, no equipment failure midway through an experiment. What could be more frustrating than seeing a whole experiment washed out due to faulty equipment?

Consider versatility too. With DigiBit logic modules you decide what the equipment should do to fit your experiment. Using techniques borrowed from the computer field, an infinite variety of networks can be established quickly by interchanging or plugging in different modules. In fact by utilizing a certain amount of permanent pre-wiring, networks can be changed in seconds. How many new horizons does that open up? Used to be you'd have to settle for solutions governed by the capability of the equipment. With DigiBits you're restricted only by your own imagination.

Looking for a new way of life? Ask BRS to give you the complete story on DigiBit Systems. Ask too about the BRS free Design Assistance Service—valuable advice that's appreciated by the engineer and non-engineer alike.

**BRS electronics**

DEPT. 1010  
5451 HOLLAND DRIVE  
BELTSVILLE, MARYLAND 20705

# LETTERS

Sirs:

I should like to make several additions to the very lucid discussion by Sir Edward Bullard of the problem of detecting underground explosions [SCIENTIFIC AMERICAN, July]. Responsibility for research in this area within the Department of Defense rests with Project Vela in the Advanced Research Projects Agency. As part of our current program, a test of the theory of cavity decoupling for a nuclear detonation at a nominal yield of 350 tons is planned for the latter part of 1966. The experiment, referred to by the name "Sterling," will be conducted in the Tatum salt dome near Hattiesburg, Miss., site of the "Salmon" shot in October, 1964. The cavity created during the "Salmon" experiment, 110 feet in diameter at a depth of 2,700 feet, will be used for the "Sterling" event.

The large seismic array in Montana, whose installation is incorrectly attributed to the Atomic Energy Commission in the caption on page 23, is also a part of the program of the Advanced Research Projects Agency. Considerable information about this and similar arrays and on the general subject of the detection of nuclear detonations in all

environments can be found in the December 1965 *Proceedings of the Institute of Electrical and Electronics Engineers*.

S. J. LUKASIK

Director for Nuclear Test Detection  
Advanced Research Projects Agency  
Washington, D.C.

Sirs:

The otherwise excellent discussion of river meanders by Luna B. Leopold and W. B. Langbein [SCIENTIFIC AMERICAN, June] failed to consider important studies by an earlier student of rivers, Mark Twain. Twain of course had no formal background in hydrology, but he made extensive observations from a vantage point 20 to 30 feet above the surface of the river during his apprenticeship as a Mississippi River steamboat pilot after the Civil War. His data were reported in a monograph suitably entitled *Life on the Mississippi*, originally published by H. O. Houghton and Co. in 1874 and 1875. In Chapter 17 he described a riverman's mathematical approach to the calculation of the curves of the river:

"The water cuts the alluvial banks of the 'lower' river into deep horseshoe curves; so deep, indeed, that in some places if you were to get ashore at one extremity of the horseshoe and walk across the neck, half or three quarters of a mile, you could sit down and rest a couple of hours while your steamer was coming around the long elbow, at a speed of ten miles an hour, to take you aboard again."

Twain's attention was caught by one consequence of the meandering flow of rivers that has apparently been overlooked by Leopold and Langbein. He considered the process by which the river in flood from time to time cuts across one of these narrow necks, occasionally with human assistance, and shortens its course appreciably. Twain calculated the results of this process, which he saw in action and historical evidence of which was readily accessible to him:

"In the space of one hundred and seventy-six years the Lower Mississippi has shortened itself two hundred and forty-two miles. That is an average of a trifle over one mile and a third per year. Therefore, any calm person, who is not blind or idiotic, can see that in the Old Oölitic Silurian Period, just a million years ago next November, the Lower Mississippi River was upwards of one

*Scientific American*, September, 1966; Vol. 215, No. 3. Published monthly by Scientific American, Inc., 415 Madison Avenue, New York, N.Y. 10017; Gerard Piel, president; Dennis Flanagan, vice-president; Donald H. Miller, Jr., vice-president and treasurer.

**Editorial correspondence** should be addressed to The Editors, SCIENTIFIC AMERICAN, 415 Madison Avenue, New York, N.Y. 10017. Manuscripts are submitted at the author's risk and will not be returned unless accompanied by postage.

**Advertising correspondence** should be addressed to Martin M. Davidson, Advertising Manager, SCIENTIFIC AMERICAN, 415 Madison Avenue, New York, N.Y. 10017.

**Subscription correspondence** should be addressed to Jerome L. Feldman, Circulation Manager, SCIENTIFIC AMERICAN, 415 Madison Avenue, New York, N.Y. 10017.

**Offprint correspondence** and orders should be addressed to W. H. Freeman and Company, 660 Market Street, San Francisco, Calif. 94104. For each offprint ordered please enclose 20 cents.

**Microfilm correspondence** and orders should be addressed to Department SA, University Microfilms, Ann Arbor, Mich. 48107.

**Subscription rates:** one year, \$7; two years, \$13; three years, \$18. These rates apply throughout the world. Subscribers in the United Kingdom may remit to Midland Bank Limited, 69 Pall Mall, London SW 1, England, for the account of Scientific American, Inc.: one year, two pounds 11 shillings; two years, four pounds 14 shillings; three years, six pounds 10 shillings.

**Change of address:** please notify us four weeks in advance of change. If available, kindly furnish an address imprint from a recent issue. Be sure to give both old and new addresses, including ZIP-code numbers, if any.



## When men take us for granted, it's a compliment.

You men are all alike. You only come to a Hertz counter for one thing: a dependable car. Once you've got it, you take off.

Why shouldn't you? You come for a car, not conversation.

Ah, but let something go wrong. Then you notice us. Then we hear from you. And if we slip-up we deserve it.

Lately, we're happy to say, most of you haven't had much

to say to us. That makes our boss very happy. He chalks it up to our good hard work and our great new Fords.

So you can see why a Hertz girl considers it a compliment when a man like you takes us for granted.

No word from you puts in a good word for us—with the boss.




Let Hertz put you in the driver's seat. (Isn't that where you belong?)



© HERTZ SYSTEM, INC. 1966





## **Ex-Cell-O is just a memory to some people.**

Which is only natural. We're the largest independent manufacturer of computer memory systems. So some people think that's all we do. Just like some people think all we do is make packaging machinery. Or machine tools. Or what have you. That's what we get for being so diversified. But our customers get something, too. Smarts. We learn things making machine tools that help us make better memory systems that help us make better tape readers and spoolers that help us make better packaging machines. Et cetera. A hot new idea? Not now. But it was when we started doing it thirty years ago.



**EX-CELL-O CORPORATION**

Our Bryant Computer Products' PHD-340 memory system can send and receive information on four different channels. All at the same time. It's the best juggler in the business. For more information, write Ex-Cell-O Corporation, Detroit, Michigan 48232.

> TELCOMP

...A TIME-SHARED  
COMPUTER SERVICE  
DESIGNED FOR SCIENTISTS  
AND ENGINEERS

> TELCOMP

GIVES YOU IMMEDIATE  
ACCESS TO  
OUR COMPUTER  
DIRECT FROM YOUR OFFICE  
--IN ANY LOCATION--  
BY MEANS OF  
A TELETYPE TERMINAL,  
THUS REDUCING  
COSTLY TURNAROUND TIME.  
BY INTRODUCING  
YOUR SENIOR STAFF  
TO THE USE OF COMPUTERS  
TELCOMP ALSO SERVES  
AS A TRAINING AID,  
STIMULATES FULLER,  
MORE EFFICIENT USE  
OF YOUR OWN  
COMPUTER FACILITIES.

> TELCOMP

ALLOWS YOU TO USE  
A POWERFUL  
INTERPRETIVE LANGUAGE,  
A COMBINATION OF  
ENGLISH, ALGEBRA,  
AND LOGICAL MODIFIERS  
WHICH CAN BE  
MASTERED WITHOUT  
PROGRAMMING EXPERIENCE.  
YOU WILL LEARN  
THE TELCOMP LANGUAGE  
EASILY AND START  
SOLVING PROBLEMS  
WITHIN AN HOUR.  
AS YOUR EXPERIENCE  
GROWS, THE LOGICAL  
POWER OF THIS NATURAL  
LANGUAGE PERMITS  
YOU TO SOLVE PROBLEMS  
OF INCREASED COMPLEXITY  
AND SOPHISTICATION.

> TELCOMP

FREES YOU FROM  
CAPITAL INVESTMENTS  
AS WELL AS LEASES AND  
FIXED MONTHLY CHARGES  
(OTHER THAN  
TELETYPE RENTAL).  
TELCOMP USERS PAY FROM  
\$12-\$15 PER HOUR OF  
ON-LINE CONNECTED TIME.

FOR FURTHER INFORMATION  
TELCOMP SERVICE  
MARKETING MANAGER  
BOLT BERANEK  
AND NEWMAN INC.  
50 MOULTON ST.  
CAMBRIDGE, MASS.  
(617) 491-1850



million three hundred thousand miles long, and stuck out over the Gulf of Mexico like a fishing-rod. And by the same token any person can see that seven hundred and forty-two years from now the Lower Mississippi will be only a mile and three quarters long, and Cairo and New Orleans will have joined their streets together, and be plodding comfortably along under a single mayor and a mutual board of aldermen. There is something fascinating about science. One gets such wholesale returns of conjecture out of such a trifling investment of fact."

I hope Leopold and Langbein will be pleased that in spite of Twain's skeptical attitude toward the science of his day, his descriptions of how to read the river, anticipate bars, find the slack water when steaming upriver and so on are quite in agreement with the data in their recent article.

AVRUM LABE KATCHER, M.D.

Director of Pediatrics  
Hunterdon Medical Center  
Flemington, N.J.

Sirs:

While agreeing with L. Pearce Williams' main point ["Letters," SCIENTIFIC AMERICAN, June] that "the history of science is a professional and rigorous discipline demanding the same level of skills and scholarship as any other scholarly field," we feel compelled to dissociate ourselves from his strongly implied position that only the professional historian of science can make useful contributions to that field. Such a position would seem to exclude the sympathetic involvement of the professional scientist essential to a meaningful practice of the history of science.

The history of science, it is true, must not deteriorate into a trivial surface examination of the growth of science in terms of its accomplishments. It must also attempt to understand in depth the process of change and the conceptual, methodological and institutional interaction with the larger social and intellectual environment. To assume that this can be accomplished without the help of scientists is unrealistic. Like anything else worth studying, the history of science can be properly viewed from many prospects, each yielding a partial but comprehensible portion of the ever growing totality. These must include the perspective of the practicing scientist. Indeed, many fundamental historical problems can hardly be for-

mulated without the kind of knowledge about science that comes from inside. Scientists can help historians, philosophers and sociologists of science not only to provide and preserve the major documents but also to understand their meaning within the framework of problems worthy of study and analysis.

Professor Williams is entitled to his view that only the professional can write history of science worth reading, but he does not speak for all.

ERWIN N. HIEBERT  
ROBERT SIEGFRIED  
AARON J. IHDE  
W. D. STAHLMAN  
VICTOR L. HILTS

Department of the History of Science  
University of Wisconsin  
Madison, Wis.

Sirs:

I read with interest the letters in your July issue from Frederic E. Holmes and Jack Schubert on the implantation of pennies in the necks of horses. It reminded me of the practice of driving galvanized nails into the trunks of citrus trees growing in zinc-deficient soil. This is said to have arisen from the empirical observation that trees growing close to galvanized-wire fences were more productive than those in the more central parts of the grove. The technique has now been replaced by foliar spraying.

COLIN A. MAWSON, PH.D.

Deep River, Ontario

Sirs:

By way of comment on the letters of Frederic E. Holmes and Jack Schubert, the metal in the coin had very little to do with the reason the coins were placed under the horse's skin; the size was the important thing. The coins were inserted for the treatment of an ailment common to draft horses known as a "sweeny," which was the growing together of the muscle and the skin at a point between the neck and shoulder. In later years, when the large pennies were no longer available, silver quarters, which were about the same size, were used. The movement of the coin kept the skin and muscle separated.

F. LOUIS PATTERSON

Patterson-Shepard, Inc.  
Santa Susana, Calif.



# **SCIENCE/SCOPE**

Hughes' new high speed digital computer, the microelectronic HM-4118, was demonstrated recently to the military in Boston, Washington, D.C., and Langley AFB. Built for command and control data processing applications, it will operate in any military environment. The HM-4118 is an 18-bit binary, parallel synchronous system with a 2-microsecond add time, 3.5-microsecond multiply. Average system weighs 230 pounds, occupies 6 cubic feet.

New interwiring techniques developed by Hughes have increased the production rate on the high-density packaging required for large computer systems and reduced the cost per connection. Present semi-automatic interconnection machines can make more than 3,000 terminations per hour. New fully-automatic models will be guided by pre-programmed tape.

A new family of military computers is now in the planning stage at Hughes. Based on a modular concept, family will feature commonality of both hardware and software. It will be developed with existing technology but designed to incorporate new technology as it becomes available. Modules of the very-high-speed, real-time central processor can be grouped to meet the requirements of all types of military systems, from very small to very large.

Complex array microcircuits and high density packaging techniques are features of the HCM-205, new microminiature airborne computer designed by Hughes. It has a 4,096 18-bit word memory expandable to 32,768 words, can perform about 125,000 operations per second, weighs 13.3 lbs. including power supply, and occupies 1/5 of a cubic foot. It will be integrated into a multimode radar data processing system for flight test early next year.

Our expanding advanced computer research programs have created a number of unusual opportunities for design engineers, system architects, senior systems engineers, programming language analysts, and specialists in memory technology. Requirements: accredited degree, 3 to 5 years experience, U. S. citizenship. Please write: Mr. D. A. Bowdoin, Hughes Aircraft Company, Culver City, California. Hughes is an equal opportunity employer.


Trend toward larger and larger mass memories is increasing the need for more reliable, less costly, microminiaturized core-drive diode arrays. Hughes' new ultrasonic "Flip-Chip" bonding assembly method allows hundreds of diodes to be connected into mass memory arrays without intraconnection wires. Reliability, yields, production rates, and costs are significantly improved.

An airborne integrated-circuit computer for the F-106/MA-1 weapon system has been successfully demonstrated. It is substantially smaller and lighter than the vacuum-tube computer it will replace -- and 20 times more reliable. It will be the first airborne integrated-circuit computer to be built in production quantities.

*Creating a new world with electronics*

**HUGHES**


HUGHES AIRCRAFT COMPANY





# **Bendix is the kind of company that helps turn a promising idea into an exciting reality.**

Getting a great idea is one thing. Converting it into a useful, practical reality is something else again. Bendix excels at both. This is why Bendix people at work in our 30 divisions and 9 subsidiary companies have a hand in so many significant scientific/technical projects and products that serve such a wide range of

markets—automation, space, missiles, aviation, automotive and oceanics. The heart of our business is creating new ideas and developing them to maximum usefulness—whether we're serving as creative engineers . . . manufacturers . . . or professional problem-solvers for industry and government.




**In electronics.** You're looking at an exciting new cost breakthrough. It's the Bendix B-5000—a silicon power transistor that sells for less than half the price of previous units. One result: you'll be using more products with solid state reliability.



**In automobiles.** A dual braking system developed by Bendix and auto manufacturers is standard on some '66 cars—still more, including U.S. government vehicles, in '67. The split cylinder (above) provides two independent hydraulic circuits. The system retains front-wheel braking pressure if there's a failure in the circuit to rear wheels—and vice versa.

**In aviation.** Bendix is a key member of the international team developing an automatic flight control system for the British-French Concorde. Expected to be the first supersonic airliner in commercial service, the Concorde will jet across the Atlantic at twice the speed of sound.



**In oceanics.** Nerve center of the Mark 46 Mod 1 sub-chasing torpedo is its guidance and control system, developed by Bendix in association with Naval Ordnance Test Station, Pasadena. The Mod 1 can seek out an enemy submarine and then out-run it, out-maneuver it, and destroy it.



**In space.** The highly successful performance of Bendix-built inertial guidance platforms on Saturn 1 flights has brought a U.S. manned moon voyage one important step closer to reality. Our platforms are in use on Saturn 1B and scheduled for Apollo lunar flights.



FISHER BUILDING. DETROIT 2. MICHIGAN

**WHERE IDEAS  
UNLOCK  
THE FUTURE**

CREATIVE ENGINEERING FOR: □ AUTOMATION □ SPACE □ MISSILES □ AVIATION □ AUTOMOTIVE □ OCEANICS



To meet your expanding information processing needs

# The Burroughs B 6500

## A new electronic data processing system with software that is ready right now


The B 6500 will have the kind of multiprocessing ability, dynamic modularity and high through-put per dollar proved in use by the B 5500.

In the B 6500, all these advantages are greatly enhanced by new hardware technology. The result: A system which is ideally suited to engineering/scientific jobs or business applications or a combination of both. A highly advanced time-sharing system which completely obsoletes the rigid time allocations for on-site vs. remote-site work. With the B 6500, numerous jobs—all completely different—can be multiprocessed at the same time, regardless of origin. And all, of course, under full software control.



### High speed monolithic integrated circuits


The clock rate of the B 6500 is 5 megacycles—an extremely fast speed made possible by the system's monolithic integrated circuitry.



### Fast memory speed with thin film

The memory cycle time of the B 6500 is 600 billionths of a second—so fast that it cannot be approached by any computer in its class.

**Consider our accelerating success with the unique B 5500 – or better still, see it demonstrated. Now, for requirements that extend beyond this already powerful computer, the new B 6500 implements that same proven software and internal organization by 5 times the processor speed, 7 times the memory speed, up to 3 times the memory capacity, and twice the I/O capability.**



### **Large memory capacity**

The B 6500 provides up to 106,496 words of thin film memory. This extensive capacity is available in functionally independent banks.



### **Input/Output Multiplexor**

This is a device which provides up to eight high speed input/output operations simultaneous with each other and one or both processors.

We can't show you the hardware today. But we *can* demonstrate the internal organization and proven software: A comprehensive operating system that schedules and controls many jobs at once. Simultaneous COBOL, ALGOL and Fortran compilations. Even a mixture of batch and random access processing plus time-sharing.

Your local Burroughs representative will be glad to arrange such a demonstration or to discuss other Burroughs 500 Systems, ranging from the smaller B 2500 and B 3500 to the giant B 8500. Or write us at Detroit, Michigan 48232.

**Burroughs Corporation** 

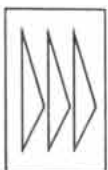


*From the original painting by Neil Boyle*

## APOLLO

Apollo's return from the moon is a planned splash in the Pacific Ocean. The total computer system problems involved in steering radars, acquisition, and tracking of Apollo aboard a sea-tossed vessel, and the continuous prediction of a splash point, were assigned by LTV Aerospace Corporation – Range Systems Division – to Planning Research Corporation.

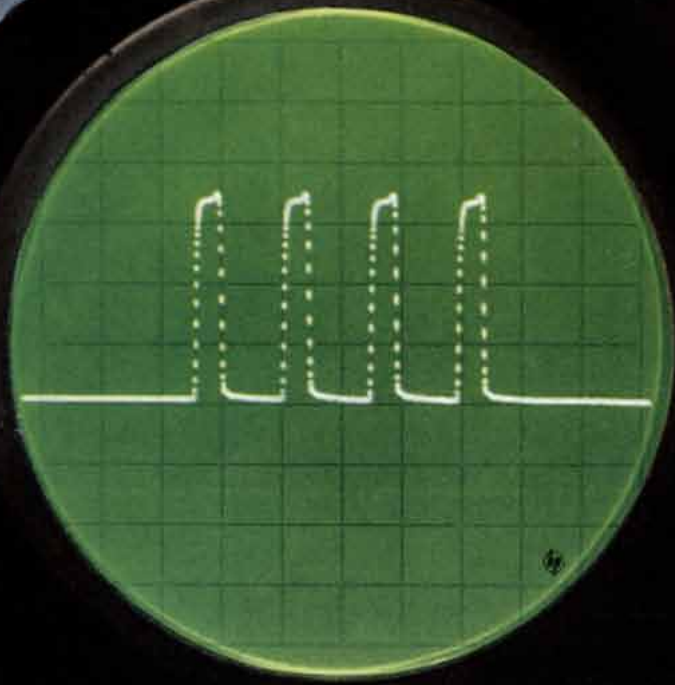
Planning Research systems synthesis is complete. It begins with analysis of the total system, and design engineering. It ends with final checkout of *any* computer system. Applied, it saves time or money or both. For further particulars write to Dr. Alexander Wylly, Vice President for Computer Sciences.



PLANNING RESEARCH CORPORATION


Home office: 1100 Glendon Avenue, Los Angeles, California 90024





**For new standards in measurement...**

**think HP**



# When Repetitive High-Speed Phenomena Can't Be Observed Directly...

they often can be revealed with gratifying precision by *sampling* them, and observing the sample. At Hewlett-Packard, sampling technology as a measuring finesse is honed to its finest edge. Seven years ago, the HP 185A Sampling Oscilloscope gave information technologists a new wedge into the unknown. With ingenious sampling techniques, practically implemented, this instrument enabled scientists and engineers to convert suspected phenomena (occurring three-quarters of a *billion* times a second) into observable, measurable, useful events. Subsequently, this pioneer instrument was speeded up to observe a billion, then four billion cyclic events per second. With "micro-time" being compressed further in nanosecond ( $10^{-9}$  second) and picosecond ( $10^{-12}$  second) computer and other circuits, the HP 185 family of oscilloscopes, now superseded, has sired a new generation of faster, smaller, more precise oscilloscopes, and several wholly new instruments which perform measurement feats never before achievable.


## What's new in sampling oscilloscopes?

With the development and introduction of new sampling plug-in modules, the 140A and 141A Scopes can now measure to 12.4 GHz (12.4 billion cycles per second), far beyond technology that was new only yesterday. The 140A is a standard plug-in scope. The new 141A is variable-persistence storage scope. The first practical, commercial instrument of this kind, it presents flicker-free views of short transient signals, common to circuitry in information processing systems. Both of these scopes accept the new sampling plug-ins, forming a wide variety of compact, high-performance sampling instruments. Choice may be made of 1, 4 or 12.4 GHz bandwidth. And, for the first time in sampling scopes, delayed sweep (for rapid pinpointing and enlargement of waveform details) is built in. A special-purpose plug-in also gives the versatile 140A and 141A Scopes Time Domain Reflectometer capability. TDR, pioneered by HP, is now an essential to the design and production of micro-miniature circuits, giving fast answers to circuit problems, easily translated into engineering units.



## How about sampling voltage and phase?

Sampling techniques developed out of oscilloscope design have made possible new instruments to measure voltage and phase in high-speed circuits with unprecedented accuracy and ease. The 8405A Vector Voltmeter simultaneously measures amplitude (voltage) *and* phase relationships between signals, instantly giving the design engineer circuit information previously unavailable, all the way to 1 GHz, for \$2500. Another sampling instrument, the HP 3406A RF Voltmeter, provides good sensitivity to 1.5 GHz. It is priced at \$650.





## What's the newest, most practical high-performance oscilloscope available?



Possibly the most broadly significant new HP measuring instrument is the 180A Oscilloscope. It's the *only* truly portable scope with the high resolution of "big picture" display (8 x 10 cm). Its bandwidth, in real time, is 50 MHz (50 million cycles per second), and it achieves a new high in sensitivity (5 millivolts/cm) in this broad band. As a plug-in scope, it is versatile, and a hedge against obsolescence.

The 180A offers this unmatched performance in a compact package that weighs only 30 pounds.



It can be used on the bench in any position or mounted on a mobile tripod. As a rack-mounted instrument it is only 5¼ inches high.

## 1500 standards of measurement...

Hewlett-Packard makes more than 1500 directly compatible measuring instruments: scopes; voltmeters; current, resistance and impedance meters; signal sources, signal and pulse generators; electronic counters; frequency and time standards; microwave instrumentation; amplifiers; power supplies; spectrum analyzers; electronic thermometers; nuclear instruments; diagnostic, patient monitoring and research instruments for medicine; instrumentation for chemical analysis; and instrumentation recorders—strip-chart, oscillographic, X-Y plotters, digital printers, and analog and digital magnetic tape recorders. These instruments interface easily and effectively into unlimited measuring and data acquisition system configurations, without complicated external circuitry or instrument modification.

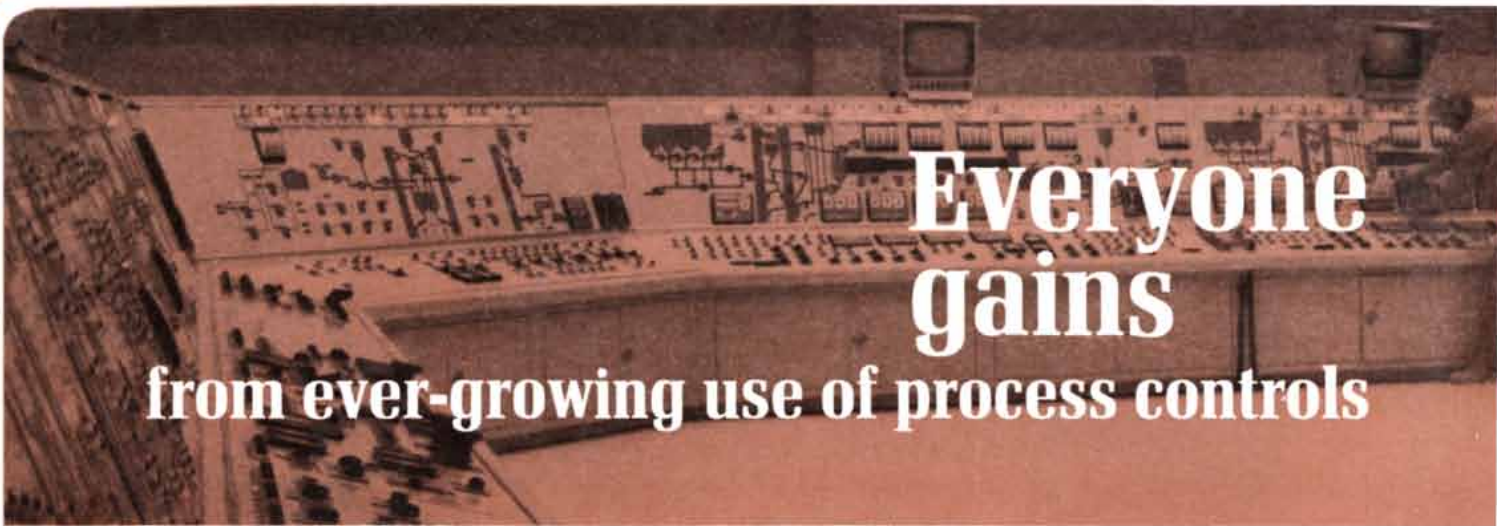
## Consider instrument soft-ware...

From instrument design through packaging for shipment, excellence is built in. Nothing is marginal. This is also true of HP's customer support organization. *No customer is marginal.* Throughout the technical world, factory-trained engineers speak all the dialects of measurement: electronic, chemical, medical and nuclear. They provide application assistance, measurement demonstrations, quick delivery, calibration and maintenance service, and a continuing flow of helpful technical information... all on a local basis. Each marketing engineer focuses total HP capability on your measurement needs. This extra measure of quality is built into each of the more than 1500 value-priced HP instruments. HP growth comes through working for you.

**For new standards in measurement...think HP**








# Everyone gains from ever-growing use of process controls

## Preventing pollution

Effluent from a huge West Coast paper mill pours into the local river. Yet the water is so pure that salmon spawn downstream undisturbed. Foxboro instrumentation is used in this modern waste treatment system and also in the mill's paper-making operations.

In air pollution control, too, Foxboro equipment plays a vital role. At a major steel mill, for example, one of the biggest waste gas cleaners in industry stops tons of dust and smoke particles before they can reach the atmosphere. Foxboro electronic instruments help control it and others like it.

Even more effective pollution-prevention systems are in the offing. Foxboro specialists have developed new analytical instruments, for example, which detect pollutants at levels as low as a few parts per million. These extremely sensitive turbidity, pH, and gas analyzers are already helping to improve the performance of filtration systems, settling tanks, precipitators and other waste treatment devices.



## Whipping oil out of sand

Indians once caulked their canoes with tar that oozed from the sandy banks of Canada's Athabasca River. But that seemed to be all that these famous tar sands were good for, until recently. Now, a huge open-pit mining and refining complex is starting to tap a reserve estimated at over 300-billion barrels . . . enough to supply foreseeable Canadian and U.S. needs for nearly a century. The refinery will be controlled by more than two thousand Foxboro electronic instruments.

Foxboro controls are used in petroleum and chemical plants all over the world. One of the biggest refineries in Europe, for example, will soon go on-stream under the control of a Foxboro system that provides computers for supervision and optimization as well as Direct Digital Control.



***Specialists in Process and Energy Control***

**FOXBORO**  
REGISTERED TRADEMARK

OFFICES IN PRINCIPAL CITIES. PLANTS IN U.S.A. • CANADA • MEXICO • FRANCE • NETHERLANDS • ENGLAND • JAPAN • AUSTRALIA



## Speeding up steelmaking

The Basic Oxygen Furnace makes steel more than five times as fast as open hearths. Foxboro analog instrumentation and digital computers help increase BOF efficiency in many modern mills. In vacuum degassing and continuous casting, too, Foxboro equipment provides accurate, reliable control of critical variables.

Meanwhile, new control techniques improve the effectiveness of traditional processes. The first blast furnace ever operated under computer control, for example, is regulated by a Foxboro computer system.



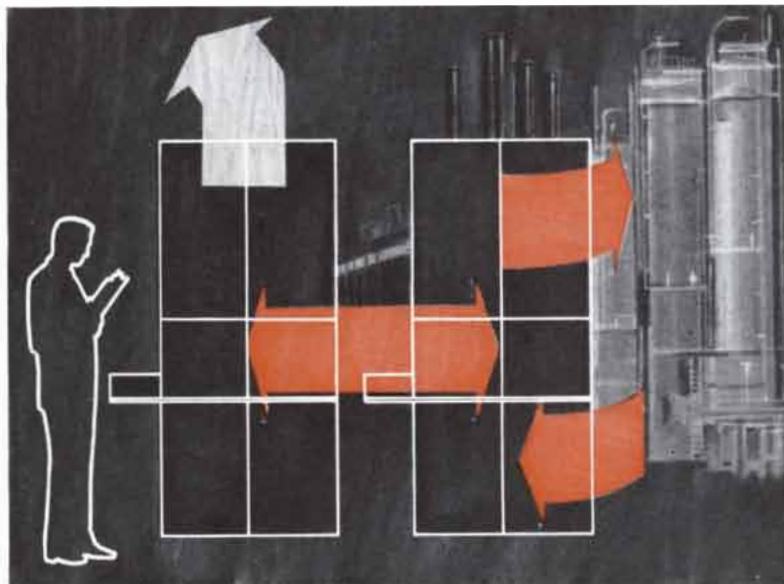
Labor, management, the public at large . . . just about everyone benefits from the advances made by modern control technology. Product quality improves while increased plant

## Making direct digital control practical

One of the world's most effective computer process control systems is the Foxboro PCP-88. Its compact, multiple computers offer advantages that can't be matched by single-computer systems.

While one computer controls the process, the other can be used for optimization and supervision. If the control computer fails, its twin takes over. System mean-time-between-failures is measured in years, not hours. Do-it-yourself programming enables process engineers to work directly with the supervisory system so that proprietary information stays proprietary.

PCP-88 systems are now being engineered and built for several major chemical and petroleum plants. One of the world's biggest cement plants will be under Direct Digital Control of a PCP-88.



efficiency helps keep prices down yet allows fair profits, too. To the furtherance of all these goals, Foxboro brings long experience and the broadest range of control equipment

available to the process industries. A descriptive brochure, "Dimensions of Capability", is yours on request. The Foxboro Company, 659 Norfolk St., Foxboro, Mass., U.S.A.







# We build systems that beat the data explosion

---

**You can view an entire strategic situation**

---

**Or watch a lunar explorer in action in real-time**

---

**Or instantly retrieve one record out of a million**

---

**Or find the one part that's acting up in a computer**

---

**Or check any customer's credit in an instant**

---

If ever a company was in a position to organize vast quantities of data into meaningful presentations—that company is General Precision.

We take spacecraft television data and produce accurate image material from millions of bits of information. The digital signals relayed to earth from Mars by Mariner IV were converted into pictures by one of our data handling systems. Another system processed the pictures sent by Surveyor I from the moon's surface.

We also build mass memory systems. One huge memory is composed of six 38-inch aluminum discs that can store 200 million bits. We are a leading producer of such digital computer disc files for use with large-scale data processing systems. And smaller memories help supermarkets keep tabs on customer credit...banks on customer balances.

Or, if space is a major problem, we've built some exceptional memory planes—plated-wire memory elements that can be woven like cloth on a machine. Woven thin-film memory planes can be mass-produced at low cost, permit readout in billionths of a second and consume very little power.

As the foremost organization in flight simulation, General Precision makes simulators for training jet pilots and astronauts. Thousands of situations which might face the trainees are realistically simulated on

these complex machines. Behind their success is the most sophisticated capability in digital computers. For simulation, we've developed special high-capacity, real-time computers based on integrated circuits.

We've pioneered in automatic diagnostics. Using special programs, computers can diagnose and locate their own faults. Trouble in the most complex system can be localized by the computer operator in a matter of minutes.

Our navigation computers are playing an important part in aircraft and missiles. We've recently developed a highly accurate, low-cost inertial navigation system based on a compact digital computer with core memory and microcircuit logic.

General Precision information handling techniques are making sense out of unwieldy masses of data. They keep track of hurricanes and help control aircraft in flight. They take bulk information from large military zones and reduce it to a form useful for centralized command and control. General Precision has developed high-density film storage and retrieval systems for use with computers. Other systems display information in color to simplify further the viewing of complex data.

Even now, we're looking forward toward the future of organized data systems—of automata, of thinking machines.

**General Precision is a primary source of experience for programs involving technological teamwork at highest levels. Our work in aerospace and military fields is well-known. We will be pleased to show how our capabilities fit in with your needs in high-precision electronic areas—data processing, digital information systems including command and control and communications equipment; weapons control; navigation, guidance and control; simulation and radar. General Precision, Inc., a subsidiary of General Precision Equipment Corporation, Tarrytown, New York.**

---



---

# 50 AND 100 YEARS AGO

## SCIENTIFIC AMERICAN

SEPTEMBER, 1916: "The catchword 'preparedness,' which originally meant a state of readiness for a problematical war, has of late come to be applied to an ideal state of national efficiency, not in reference to any particular future event but to the whole future history of our country. The expression was obviously used in this broader sense by the National Academy of Sciences when last April it voted unanimously to offer its services to the President 'in the interest of national preparedness.' The offer met with a hearty response in official quarters and set on foot a train of events that are pregnant with possibilities. After a conference with President Wilson the National Academy appointed an organizing committee, headed by Professor George E. Hale, which has now formulated plans for a National Research Council. These proposals were accepted by the Academy, which authorized its committee to proceed with the organization of the projected council. On July 24th the President also expressed his approval of the plan and announced that the departments of the government had been instructed to cooperate. Lastly, scientific societies, universities and industrial concerns have universally welcomed the scheme and indicated their eagerness to participate. Thus for the first time in the history of this country science, education, industry and the federal government have joined hands in a plan for the promotion of research, as such, without stipulations or preoccupations as to immediate 'practical' returns."

"On the occasion of the sixth annual May Lecture of the Institute of Metals, at a meeting of the Institute in London, Prof. W. H. Bragg, D.Sc., F.R.S., gave an interesting account of the new method of applying the properties of X rays to the study of crystal structure, including the structure of certain metals. The method, it was shown by the professor, results in the determination of the exact relative positions of the atoms of which the crystal is composed. The instrument

used is called the X-ray spectrometer. It has no lenses because X rays cannot be refracted, and the rays are invisible, so that in place of the telescope appears a chamber containing gas, which is ionized by the X rays. The resulting electrical effect is observed in an electroscope. If we always use the same X ray, we can compare the spacings between the layers parallel to one after another of the natural faces parallel to the crystal; and in this way we arrive finally at the crystal structure. The instrument is not at all difficult to use, and the observed effects are large and precise, so that it is quite easy to get numerical results. The interpretation is not always quite so easy. One part of it comes readily, viz., the number of molecules to each unit of the pattern of the crystal. The far greater difficulty lies in the determination of the way in which the atoms are arranged in the unit. These data are sufficient, but the interpretation is hard. To understand how it is attempted, and in some cases achieved, is best explained by models."

"The epidemic of infantile paralysis, or poliomyelitis, now ravaging the state and city of New York and extending over a great part of the United States is the most serious in medical history. On September 1st the number of victims in New York State alone had reached 10,000. This cruel disease, which attacks the cerebro-spinal axis, causing death usually by paralysis of the respiratory muscles and crippling the great majority of those who recover, has only lately attracted the attention of medical science. It must, of course, have existed from the earliest times, but it was not described until 1841, when 11 cases occurred in Louisiana. During the past 30 years it has rapidly gained ground, claiming ever larger and larger numbers of helpless children and not a few adults as well, until now it is one of the most dreaded of all diseases. Since it emerged from that obscurity in which for ages its operations have been hidden, poliomyelitis has been the subject of a vast amount of study, but as yet we know neither the manner of its transmission nor any reliable or generally available method of treating it when it is in the acute stage."



SEPTEMBER, 1866: "M. De Waldeck, an old gentleman more than 100

years of age who served under the first Napoleon, has recently returned to London from Mexico and Peru, where for a long time he employed a staff of Indians in excavating some of the remains of the ruined cities of Central America. He has brought back and exhibited at the Ethnological Society many exquisitely executed drawings and paintings of the grotesque pieces of sculpture dug up under his supervision. Some of the scroll work of the sculptures is very Grecian in its style, and the head of the elephant is frequently reproduced. Mr. Mackie, one of the members of the Ethnological Society, is strongly of the opinion that some of the characters cut upon these remains are of Assyrian origin but is little supported in his views by his colleagues."

"A Mr. Hawkshaw has been engaged for several months in making surveys and calculations with reference to a submarine tunnel under the English Channel to connect France and England. He proposes to sink a shaft on each shore and run adits toward the middle, where he will construct an island as a half-way station and erect a lighthouse upon it. The road will be on an ascending grade from each shore to this central station. It is intended that the tunnel shall be used for steam-locomotive trains exclusively."

"A correspondent, A. J. H., writes on the navigation of the air, insisting that all that is required to make it a permanent success is a proper motor, which will combine the necessary power with the requisite lightness, and says that steam is that motor. He claims to have made a rivetless boiler, which will bear a pressure of from 1,000 to 3,000 pounds per square inch. By thus condensing an enormous power he believes aerostation is an accomplished fact or at least is possible. We cannot agree with him that steam, however much super-heated, is adapted to the purpose. The weight of water, fuel and machinery, to say nothing of the boiler, will be found to be too great, when compared with the mass to be moved in a fluid such as air, to have much margin for available power. What is needed, not only for aerostation but for other purposes, is an entirely new motor which shall dispense with the weight of a boiler with its necessary appurtenances. That a new motor will in time be contrived, without these drawbacks, we have no doubt; but until it is done we have but little faith in economic and successful navigation of the air."

***To turn knowledge  
into useful business  
information, turn to***



Information alone — even in the midst of an “information explosion” — is of little use to the businessman until that information can be controlled and acted upon.



# *Information: Facts ready for communication and use...by SCM.*

The typewriters, calculators, data-processing systems, photocopiers and telecommunications equipment SCM Corporation makes enables business to control and act on the information it has.



**The SCM® 7816/330™ data-processing system** was developed to give small and medium-sized business automated accounting operations and other essential management controls. Before the 7816/330 arrived, data-processing systems were being engineered on too large a scale to be practical for the small businessman. Now the advantages of a modern unlimited tape-storage computer can be put to work in a small office.



**The Smith-Corona® 410™ office electric.** The office typewriter is the basic, the most widely used, "information machine." Our Smith-Corona Division makes the finest manual and electric typewriters, both office and portable. There are more Smith-Corona typewriters in offices, schools and homes than any other make.



**Kleinschmidt® dataprinters** speed information from point to point four times faster than any other. They operate with 80% fewer parts. Kleinschmidt reliability is unmatched and makes this unit a first choice for any communications network.

**Coronastat™ copiers** make it possible to copy all types of information.

**Coronastat copiers** make permanent copies of just about anything. And they do it at the lowest possible cost per copy. SCM Corporation makes a full line of Coronastat desk-top and console copiers.




**Marchant® calculators** include rotary, print-out and electronic units. And each, in its class, is unmatched for speed, capacity and versatility. There's a Marchant calculator to handle every problem!



**SCM CORPORATION**

410 PARK AVENUE, NEW YORK, N. Y. 10022.  
OFFICES IN CANADA AND MAJOR CITIES THROUGHOUT THE WORLD.





# Data Pioneer

Collins data equipment in NASA's Apollo space-tracking network will:

- Steer tracking antennas.
- Process tracking and other range data for transmission to Goddard Space Flight Center.
- Provide timing for tracking and other range functions.

The system is another product of Collins' 20-year history in data pioneering. Other milestones:

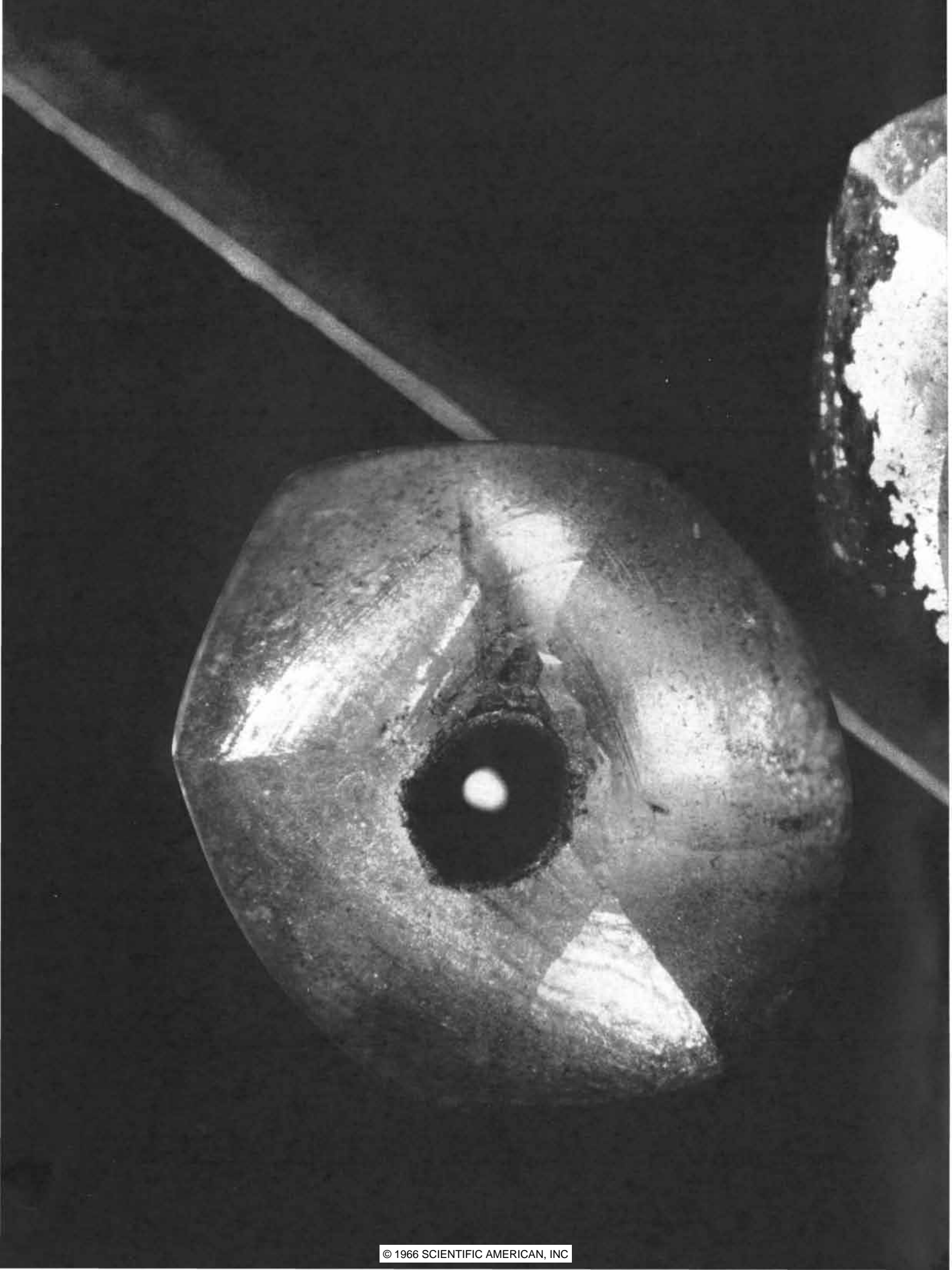
- Kineplex<sup>®</sup>, a faster, more accurate data transmission technique developed by Collins when critically needed for national defense and space programs.
- Computerized communication/navigation systems constituting 75% of all such equipment used now by major airlines.
- Data Central, the message-processing system used by airlines and railroads. It's controlled by Collins' C-8401 Data Processor, which made possible the practical application of the programmed logic concept.
- A new data system concept integrating communication, computation and control in a single network for automatic control of complex or wide-spread operations.

Broad data experience contributed to Collins' role as prime contractor for the entire network that will track American astronauts to the moon and back — and provide a communication link every mile of the way.

COMMUNICATION / COMPUTATION / CONTROL



COLLINS RADIO COMPANY / DALLAS, TEXAS • CEDAR RAPIDS, IOWA • NEWPORT BEACH, CALIFORNIA • TORONTO, ONTARIO  
Bangkok • Beirut • Frankfurt • Hong Kong • Kuala Lumpur • Los Angeles • London • Melbourne • Mexico City • New York • Paris • Rome • Washington • Wellington



# Diamond powder cleans up after laser

Western Electric has harnessed the laser for mass-producing diamond wire-drawing dies. In their Buffalo, N. Y., plant, concentrated light beams are applied to create the initial hole in the die stone—without fracturing or damaging the diamond. These holes, ranging from 12 down to 5 mils, are produced in about two minutes.

However, the holes produced by the laser (left) have a matte finish and require additional sizing. They must be lapped with natural-diamond powder, which is applied with steel shaping pins. These create bell-shaped entrances, and a backward relief in the holes (right).

Final sizing and finishing are accomplished on a polishing machine. Annealed stainless steel wire is charged with natural-diamond compound. The dies reciprocate and revolve, while the tensioned wire remains stationary. This laser-diamond method has increased production efficiency, thus reducing the cost of piercing and reworking diamond dies.

But don't think you have to lap and polish laser apertures to save time and costs with diamonds. Natural and synthetic diamonds are used in grinding wheels, dressing tools and lapping compounds for all sorts of abrasive jobs in metalworking, optics and plastics industries.


Are you frightened by the cost of diamond tools? Don't be. Because if you cut, sharpen, grind or smooth *anything* in your business, you can probably use diamond tools profitably.

Your tool and wheel manufacturer can show you how. Or write to this magazine for more information.

**De Beers**



**World's leading source  
of natural and synthetic diamonds  
for industry . . . backed by  
the Diamond Research Laboratory**

Shannon, Ireland 



# THE FULL SPECTRUM OF COMPUTERS FOR SIMULATION—DIGITAL, ANALOG & HYBRID..

## ONLY EAI OFFERS ALL THREE.

Simulation, a computer-aided creative design process, places stringent demands on the engineer/scientist and his computer. Our intimate knowledge of this discipline means we can offer assistance in solving the most complex problems of simulation.

For example, we are the only manufacturer of all three basic computer types: analog, hybrid and digital. Our computers are designed to span the entire spectrum of scientific simulation.

We've tailored them with a "hands-on" capability that puts the scientist in the computer loop. The designer, engineer, researcher can handle these powerful computers directly,

use intuition in experimenting with the model, apply the lessons of experience at strategic moments in the simulation.

### WHICH COMPUTER IS BEST FOR YOU?

Today, EAI manufactures the most powerful—and the most useful—analog computer ever built—the EAI 8800.

We also offer the most advanced medium-scale, real-time digital computer specifically designed for simulation work—the EAI 8400.

Moreover, these two new problem-solving computers were designed to work together in a fully integrated hybrid configuration. We call it the EAI 8900—the most advanced hybrid computing system ever produced.



1 EAI 8800 Analog/Hybrid Computer

We also make small computers. The 20-amplifier analog computer sits on the corner of your desk and gives you significant results. It's the TR-20.

We make a larger desktop computer with up to 58 amplifiers and provide high-speed digital logic for advanced hybrid simulations. This is the TR-48/DES-30.

In the medium-sized field, we offer a powerful 10 volt system any research organization would be proud to own. It is the EAI 680 Analog/Hybrid Computer.

EAI is at the forefront of the field of scientific simulation, both in hardware design and software development. We have the equipment to meet your needs and the experience to help you apply it.

You can depend on us for instruction in the methodology of simulation, as well as assistance with any specific task, whether it is a simulation of a model of the cardio-vascular system, or a tumbling space platform, or an investigation of the dynamic behavior of an interactive social and economic complex.

The user of an EAI computer derives consistent benefit from an ever-growing core of applications experience—a benefit built into the computer from the outset and continued throughout its lifetime.

Let us send you detailed descriptions of any of these computers. You'll see why they are among the very best.



2 EAI 8900 Hybrid Computer



3 TR-20 Desktop Analog Computer



4 EAI 8400 Digital Computer



5 EAI 680 medium-scale Analog/Hybrid Computer

**ELECTRONIC ASSOCIATES, INC.**  
West Long Branch, New Jersey 00764

SA-96

Please send me more information on the:

1       2       3       4       5

Name \_\_\_\_\_ Title \_\_\_\_\_

Organization \_\_\_\_\_

Address \_\_\_\_\_

City \_\_\_\_\_ State \_\_\_\_\_ Zip Code \_\_\_\_\_

# THIS MAN IS NOT SMILING

The headline you've just read is informationless. It tells you nothing you haven't already learned from looking at the picture.

If someone tells you your own name, he again transmits no information: you already know it. He doesn't resolve any uncertainty for you.

This idea—that whatever resolves uncertainty is information—was used by Dr. Claude E. Shannon during his years at Bell Telephone Laboratories to define and measure information for the first time in a way that was usable to scientists. Starting from such basic concepts, Shannon built a theory which has many applications to problems in communication and in other fields. In 1948, he published his classic paper, "A Mathematical Theory of Communication."

Before this there was no universal way of measuring the complexities of messages or the capabilities of circuits to transmit them. Shannon gave us a mathematical way of making such measurements in terms of simple yes-or-no choices—conveniently represented by binary digits, which Dr. John W. Tukey of Bell Labs and Princeton University named "bits."

As a result, we now have a benchmark. We know how much information a business machine, for example, can theoretically produce. We have a means for comparing this with the information of a telephone call or a television program. We have tools to help us design for high quality and high efficiency at the lowest possible cost.

Shannon's quantitative measurement of information is not only invaluable to the Bell System but to scientists and engineers the world over. It is exciting much interest among psychologists and workers in other fields in which information handling is so vital.










**SCIENCE & SOCIETY**

...a briefing on the role played by Bell Telephone Laboratories.  
One of a series.



# Putting superconductivity to work?

## RCA knows how



Operating deep down in liquid helium, a few degrees above absolute zero, the RCA experimental memory plane in the dewar is storing and discharging information in the form of persistent circulating supercurrents. In this state of zero resistance, thousands of memory bits are executing "read-write" cycles at pre-selected time intervals—ranging from less than 0.5 microsecond to infinity, or just as long as the plane is held in a superconductive state. At the right, a typical experimental RCA cryoelectric memory plane with 64 binary bits is shown in actual size.



About 25 elements and hundreds of alloys become superconductive—that is, their electrical resistance abruptly vanishes—at temperatures within a few degrees of absolute zero. Below a critical transition temperature ( $T_c$ ), each of these superconducting elements or alloys develops three fundamental properties: (1) zero resistance to dc current, (2) near-perfect diamagnetism to exclude or confine moderate magnetic fields to mere surface penetration and (3) ability to revert to normal electrical resistance in the presence of a sufficiently-strong or critical magnetic field ( $H_c$ ). Capitalizing on the phenomenon of superconductivity, RCA has put each of these three important properties to work in creating compact, extremely high-speed switching circuits for computers and other applications . . . small-size electromagnets of incredible power . . . parametric microwave amplifiers . . . infrared detectors of exceptional sensitivity.

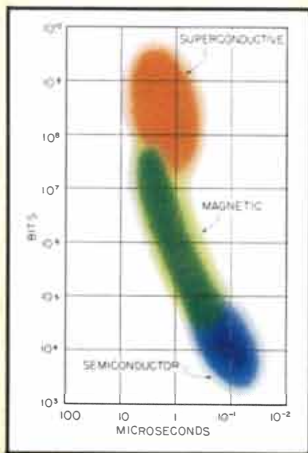


Fig. 1

**RCA Superconductive Memories.** Superconductors offer far greater potential bit-packing density in computer memory elements than does any current state-of-the-art system . . . and at far lower cost per bit. As shown in Fig. 1 (blue-green areas), present types of magnetic memories have capacity of several million bits per cubic foot at a typical speed of a microsecond.

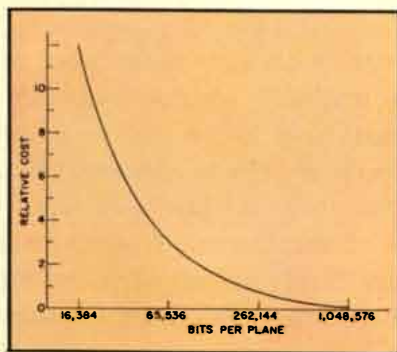


Fig. 2

Superconductive materials—when used in random-access computer memories—give promise of achieving densities in the range of a billion bits per cubic foot and typical speeds from 1 to 10  $\mu$ s. These superconductive memory elements readily have excellent potential for mass-production techniques that will substantially reduce the initial cost of a computer in terms of a given memory size. Fig. 2 shows the estimated cost of an RCA stack as a function of the number of bits per plane. For the largest memory indicated, the cost of the completed system, including the refriger-

ator, may be less than a cent per bit—substantially below the cost of current memories of comparable size and capabilities.

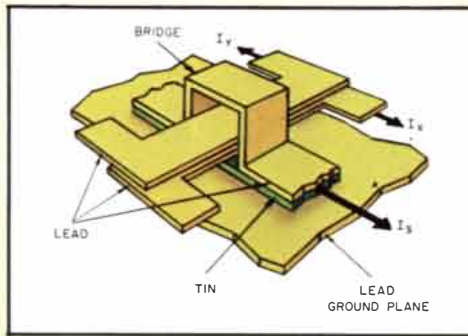


Fig. 3

**How Cryoelectric Computer Memories Function.** Memories under development at RCA store information in films of superconductive material in the form of a persistent current that continues until disturbed by a magnetic field or a rise in the ambient temperature above the critical point.

Fig. 3 shows a single X-Y junction in a bit-organized RCA cryoelectric memory. Around the junction is a storage loop formed by the lead bridge and the tin strip. The current to be stored,  $I_s$ , is applied to the composite lead-tin line.

Coincidence of  $I_x$  and  $I_y$  drive currents produces a magnetic field strong enough to switch the tin film beneath the junction, forcing  $I_s$  over the lead bridge. When the drive pulses are removed, that area of the storage loop again becomes superconductive, and a persistent current remains indefinitely within the loop until it is read out by subsequent drive pulses. Fig. 4 shows the arrangement of address lines, decoders, and storage loops in a bit-organ-

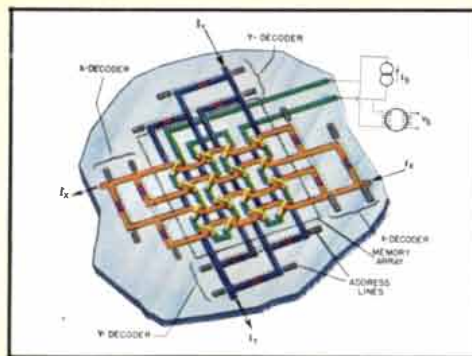


Fig. 4

ized memory array. These elements are deposited by techniques developed and proved by RCA in the making of integrated circuit modules. Practical cryoelectric memory planes—similar to that shown in the lower right main illustration—might well contain as many as a million bits!

RCA is experimenting with a 512 x 512 bit plane employing 2-mil drive lines, containing 262,144 bits and requiring a substrate of only 4 square inches including lead-outs . . . a bit-packaging density at least 10 times greater than the best ferrite-core memory planes now available.

Thus, for truly high-capacity, high-speed memories (indicated for use in such applications as an effective strategic missile command system of the future), cryoelec-

tric memories seem to offer the best present potential.

**Other Superconductive Materials** offer equal potential in terms of economy of space and power, as well as of probable utility. These are the superconductive materials which require a high applied field to bring about transition to normal conductivity, such as a niobium-tin ( $Nb_3Sn$ ) with a transition temperature ( $T_c$ ) of 18°K and an upper critical field ( $H_{c2}$ ) that exceeds 220 kilogauss at 4.2°K. These high-energy, high-field materials are well suited for use in large working volume superconductive magnets, combining small overall size and very high magnetic fields.

RCA has developed a process for producing a practical ribbon of superconductive  $Nb_3Sn$  material (shown in cross-section in Fig. 5), as well as techniques for winding this ribbon into compact coils which are currently being used to build magnets that will generate fields up to 150 kG. The superconductive material is vapor-deposited on a thin metal support. Below

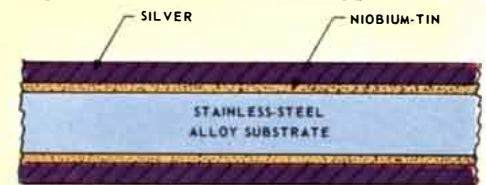


Fig. 5

the critical transition temperature, all current flows through the  $Nb_3Sn$  layer; above this  $T_c$ , the alloy becomes normally resistive, and current flow switches to the layer of silver overlay. RCA superconductive magnets are already in existence that produce fields which in contrast require enormous-size conventional magnets. These RCA-made magnets can operate from small power supplies or storage batteries and do not need the millions of watts consumed by conventional magnets. In addition, they are only fractions of the weight of conventional magnets of equal magnetic field and working volume.

RCA has the production capacity and engineering knowledge to produce both superconductive materials and magnetic devices to be used for such applications as plasma containment research; bending magnets; beam-focusing devices; bubble chambers; MHD devices, and rotating cryogenic devices (generators and motors).

RCA developments in superconductivity of materials, devices and techniques provide new tools for fields of activity ranging from high-energy physics research to the storage of energy, from work in magnetic space applications to magnetohydrodynamics. Available superconductive products and applications—as well as many others now under study at RCA—take full advantage of the remarkable phenomena unique to superconductivity.


Perhaps the solution to your problem lies in RCA superconductive products—or in the knowledge RCA has gained from its cryoelectric research and development program. Write or telephone us about your specific problems. Address RCA Commercial Engineering, Section I95EC, 415 South Fifth Street, Harrison, New Jersey 07029—(201) 485-3900.

RCA ELECTRONIC COMPONENTS AND DEVICES




The Most Trusted Name in Electronics





the Caribbean  
is no  
vacation spot  
for



UOP processes are hard at work—24 hours a day, every day of the year. At a refinery just outside San Juan, Puerto Rico, for example, three UOP-licensed processes are used to produce up to 172 million gallons of petrochemicals annually.

But UOP doesn't limit its activities to vacation spots, or indeed, to any corner of the globe. Its processes are at work in 73 different countries of the world, processing over 8 million barrels of petroleum every day. As new refineries are contemplated and plant additions discussed, UOP is frequently called upon.

Then, too, its research scientists and engineers constantly improve existing processes as well as develop new ones. An expansion underway at a Houston, Texas refinery will use UOP's Isomax™ process to convert normally inferior "bottom-of-the barrel" materials into valuable products, such as gasoline and fuel oil. This is another example of UOP technological progress ranging from the control of air pollution to creating exciting fragrances for use in consumer products. For an illustrated brochure, write UOP, 30 Algonquin Road, Des Plaines, Illinois 60016.

**keep your eye on the growing UOP**

# THE AUTHORS

JOHN MCCARTHY ("Information") is professor of computer science at Stanford University. A graduate of the California Institute of Technology in 1948, he received a Ph.D. in mathematics at Princeton University in 1951. Thereafter he taught at Princeton, Stanford, Dartmouth College and the Massachusetts Institute of Technology before taking up his present work. McCarthy's particular interests are computer programming languages, the theory of computation and artificial intelligence.

DAVID C. EVANS ("Computer Logic and Memory") is professor of electrical engineering and director of computer science at the University of Utah. He was graduated from that university in 1949 and obtained a Ph.D. in physics there four years later. From 1953 to 1962 he was director of engineering of the Bendix Corporation's computer division. He then spent three years as professor and associate director of the computing system at the University of California at Berkeley before going to the University of Utah. Evans describes his principal interest as "man-machine systems: the development of interactive computing systems for computer-aided problem-solving."

IVAN E. SUTHERLAND ("Computer Inputs and Outputs") has just left the Department of Defense, where for two years he was director of information-processing techniques at the Advanced Research Projects Agency, to become associate professor of electrical engineering at Harvard University. He received a bachelor's degree in electrical engineering from the Carnegie Institute of Technology in 1959, a master's degree from the California Institute of Technology in 1960 and a Ph.D. at the Massachusetts Institute of Technology in 1963. In his doctoral thesis, entitled "Sketchpad," he set forth a program by which a computer could accept drawings directly from a user and help him to make and manipulate them. The concept has attracted wide attention. Sutherland writes: "Computers can store and calculate results from models of the physical world. I am excited by the prospect of being able to manipulate such models easily and observe them with great realism. Hence my work centers on human control of computers

through keyboards, buttons, knobs, light pens, sound and so forth and on display of computer information through writing, pictures, sound and whatever else we are able to do."

CHRISTOPHER STRACHEY ("System Analysis and Programming") is leader of the Programming Research Group at the Computing Laboratory of the University of Oxford. He was graduated from the University of Cambridge in 1939 and spent the war years as a physicist working on the design of radar tubes. From 1944 to 1951 he taught in preparatory schools; since then he has been working with computers. "My chief interest," he writes, "is to develop the mathematical foundations of programming and, if possible, to simplify programming (particularly that of large "software" systems) and to make the design of machines more rational."

R. M. FANO and F. J. CORBATÓ ("Time-sharing on Computers") are both at the Massachusetts Institute of Technology. Fano is professor of engineering and of electrical communications; he is also director of Project MAC, an M.I.T. undertaking concerned with research on advanced computer systems. Corbató is professor of electrical engineering and deputy director of the M.I.T. Computation Center. Fano, who was born in Italy and came to the U.S. in 1939, has been at M.I.T. since 1941; he obtained a doctorate in electrical engineering there in 1947. He is the author of a book, *Transmission of Information*, and coauthor of two textbooks. Corbató received a bachelor's degree from the California Institute of Technology in 1950 and a doctorate in physics at M.I.T. in 1956. He has had much to do with the design and development of multiple-access computer systems. In his spare time he enjoys skiing and hiking. The work reported in the article by Fano and Corbató was supported by Project MAC, which is sponsored by the Advanced Research Projects Agency of the Department of Defense under a contract from the Office of Naval Research. The work reported in the articles by Martin Greenberger and Marvin L. Minsky had the same sponsorship.

JOHN R. PIERCE ("The Transmission of Computer Data") is executive director of research in the communications sciences division of the Bell Telephone Laboratories. He joined Bell Laboratories in 1936, the year he received a Ph.D. in electrical engineering at



## QUARTZ THERMOMETER MEASURES TEMPERATURE -80 TO +250° C

### Lab research or automatic monitoring

For high-accuracy, high-resolution laboratory-type temperature measurements or for monitoring a series of industrially oriented temperatures, the Dymec Quartz Thermometer introduces capabilities never before available:

Direct digital readout with up to 0.0001° resolution; high-accuracy absolute or difference measurements; automatic or manual scanning of multiple temperature points, accurate measurements at distances from the thermometer; outputs for recording on printed strip, punched tape, cards, digital magnetic tape or strip-chart recorder.

With the DY-2801A, you can measure degrees C or F without bridge balancing, conversion charts, temperature references or computer processing. The actual technique involves measurement of the frequency of a temperature-sensitive quartz oscillator, rather than voltages or resistances as associated with thermocouples or platinum resistance devices.

A Thermometer Scanner permits fast, automatic scanning of temperature points in a variety of operating modes, with up to a 60-channel potential. A manual sensor selector makes possible "slave" monitoring of up to 100 points.

As a lab instrument, standard probes permit measurement immediately adjacent or up to 1000 feet from the thermometer, while amplifiers or special probes are available for measurement as far away as a mile from the basic instrument. A variety of probes are available for various measuring requirements, including operation in ocean depths in excess of 36,000 feet; an assortment of lengths, configurations and special materials for unusual requirements. All possess extremely rigid environmental characteristics.

The DY-2801A has two probes and variable resolution to 0.0001°, and is priced at \$3250. The less expensive 2800A is available for \$2250 if your requirement demands a single probe and 0.1° resolution (optionally 0.01°).

A nearby Hewlett-Packard field engineer will demonstrate the thermometer for you, or you can get complete information and data relative to lab or monitoring applications by filling out the coupon and mailing it to Hewlett-Packard Dymec Division, 395 Page Mill Road, Palo Alto, California 94306. Phone (415) 326-1755. TWX 910-373-1296.

Data subject to change without notice.  
Prices f.o.b. factory.

**HEWLETT  
PACKARD**  **DYMEC  
DIVISION**

Name \_\_\_\_\_  
(please print)  
Title \_\_\_\_\_  
Company \_\_\_\_\_  
Address \_\_\_\_\_  
City \_\_\_\_\_ State \_\_\_\_\_ Zip \_\_\_\_\_

1001



# How did we get mixed up in all that monkey business at UCLA?


Ground stations controlling future space flights may be able to measure the decision-making capability of an astronaut by reading his mind.

They'll monitor and record brain waves, if the brainstorm currently being investigated at UCLA's Brain Research Institute proves practical.

Using a tiny electronic probe and a giant computer, the institute's space biologists have discovered chemical and electrical occurrences deep in the skulls of monkeys.

These pulsating currents, recorded on reels of Audio Devices computer tape, seem to suggest the mind's capacity is so infinite that brain-wave communication may actually provide more data than present methods.

Why did UCLA pick Audio Devices? Maybe they like our references (21 of the top 25 U.S. companies buy computer tape from us). Maybe it's because we're tape specialists. One thing sure. It wasn't mental telepathy.



 **Audev** COMPUTER TAPE  
BY AUDIO DEVICES, INC.  
235 E. 42 ST., NEW YORK 10017.

the California Institute of Technology, where he had previously obtained bachelor's and master's degrees. Pierce's chief work has concerned microwave tubes and communication, including communication by means of satellites. He has published books on electron beams, traveling-wave tubes, speech and hearing, information theory and quantum electronics.

ANTHONY G. OETTINGER ("The Uses of Computers in Science") is professor of linguistics and of applied mathematics at Harvard University. Except for the academic year 1951-1952, when he was a Henry fellow at the University of Cambridge, he has been at Harvard since 1947; he obtained a bachelor's degree there in 1951 and a doctorate in 1954. He writes: "I have been at work in the linguistics area for a decade, but for the past two years I have shifted to the problems of the educational use of computers."

STEVEN ANSON COONS ("The Uses of Computers in Technology") is associate professor of mechanical engineering at the Massachusetts Institute of Technology. He has been at M.I.T. since 1948; for eight years before that he was a design engineer with the Chance-Vought Aircraft Division of the United Aircraft Corporation, where he devised mathematical methods for describing the shape of airplane fuselages by computer. During the past six years Coons has been in charge of the computer-aided design group of the design division of the mechanical engineering department at M.I.T. He has written a number of papers on design and the geometry and description of shapes. He is also coauthor of a textbook on graphics.

MARTIN GREENBERGER ("The Uses of Computers in Organizations") is associate professor at the Sloan School of Management at the Massachusetts Institute of Technology. He describes himself as "an applied mathematician by training with growing interests in economics and psychology" and says that his work with computers "sometimes enables me to bring these different affinities together." Greenberger received his bachelor's, master's and doctor's degrees in applied mathematics at Harvard University. Before joining the M.I.T. faculty in 1958 he formed and managed Applied Science Cambridge, a part of the International Business Machines Corporation that cooperated with M.I.T. in

# It's a computer world

It seems wherever you go these days you run into a computer.

On campuses, like the University of Omaha, an NCR RMC (Rod Memory Computer) is being installed to maintain a student history data bank, instantaneously storing and making available on CRAM (Card Random Access Memory) cards everything from parking tickets to I. Q. to campus membership to grades. Scheduling classrooms and



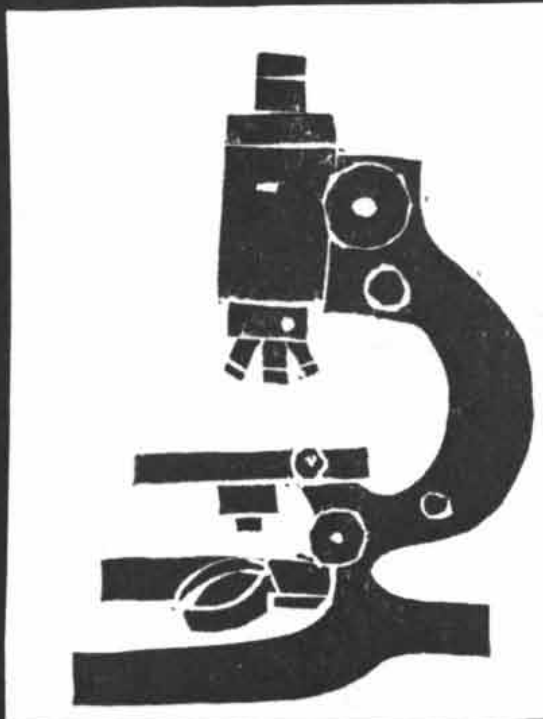
instructors to make optimum use of facilities. Providing engineering students with on-line Fortran IV inquiry points for quick solutions to mathematical problems far too complex for traditional assignment. It all happens at once. True multi-programming in an on-line and off-line mode.

Secondary schools are using NCR 315 computers to actually teach and subsequently quiz and grade students.

State income tax records are being processed by an NCR 315, which checks accuracy and provides a method for immediate study if this should be indicated.

The U. S. Air Force is using 169 NCR 390 computers to compute payrolls and print out paychecks.

Hospitals, like the Central Medico in Puerto Rico, are building their entire administrative programs around an NCR computer.



On-line admission requests received by teletype immediately schedule an examination cubicle and a physician for the patient up to nine months in advance. From this input, the 315 is planning day-to-day requirements, from test tubes to staff to linen, for 65,000 patients. It is also controlling medical records so each patient's history can be instantly located in a single random access file.

Industry is daily finding new needs for computers. A world-famous British food producer is installing a 315 system to analyze sales and to control inventory for an extensive line of products. A

major corrugated container manufacturer uses linear programming to scientifically match unrelated orders and schedule material cutting...saving thousands of dollars in trim waste. A leading metal fabricator depends on the 315 for order processing, customer invoicing and production control. Banks and savings and loan associations are using NCR 315 computers to fully automate checking, savings and mortgage loan accounts. Organizations which do not have their own computer are enjoying the speed, accuracy and economy of electronic accounting by going "on-line" to an NCR data center.

Data centers in New York, Pittsburgh, Boston, Chicago, San Francisco and Los Angeles are processing accounts for financial institutions as far as 200 miles away. On-line window-posting machines are connected to the computers by telephone lines and accounts are posted instantaneously. NCR computers are handling over 4,800,000 passbook accounts on-line for 127 financial institutions.

NCR computers have virtually revolutionized retailing with "Total Systems" totally automated from initial entry to final reports. From selling floor, credit offices, warehouse receiving and personnel of-



fices, to decision makers' desks. Totally inclusive, too...producing reports that cover all aspects of the retailer's business. And finally, equipment, programming, data center services totally available from a single source.

It's what's happening all over. Computers are taking on the tough jobs — the time consuming jobs — to help managements worldwide solve their operating problems. Advanced management science applications are helping solve today's problems and anticipating those of tomorrow.

Linear programming, for example, can consider all variables of

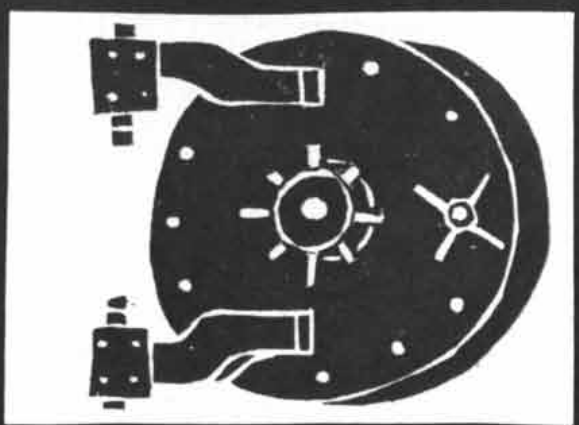

all possible investments and determine how funds can best be allocated to provide the greatest return.

Or Multiple Regression Analysis, to take another example, can predict a particular factor — such as the probable risk on a potential borrower in the credit field — on the basis of a measured set of variables — in this instance, sex, age, family background, income, etc.

PERT (Program Evaluation and Review Technique) is being used on every NCR computer from the largest RMC to the smallest 315. It can forecast potential time lags on such projects as building construc-

tion. If PERT isolates the electrical phase as a potential holdup, for example, the electrical staff can be increased and the project will proceed on schedule...before the bottleneck occurs.

This is just a minute sample from the NCR "off-the-shelf" package program library. The buyer or user of a 315 or an RMC benefits from one of the most extensive libraries of scientific, business, engineering and advanced management science software — working software — available for any computer system. He's also assured of reliable service: our world-wide team of trained technicians numbers over





16,000. No NCR customer, no matter how remote, is isolated from qualified NCR service and support when he needs it.

This, then, is NCR in a computer world. A company of vocational specialists applying their expertise to the solution of day-to-day operating problems. Men and women whose business it is to know the language and requirements of the field of their specialty, whether financial, retail, industrial, institutional, education or the public utility. A world-wide organization of 73,000 helping industry after indus-

try in 120 countries on 6 continents.

A research and development leader that is consistently broadening its capabilities in an industry characterized by rapid technological advance.

This is the team that developed the first commercial solid-state computer, the first on-line data center, the first all-thin film memory computer, first magnetic ledger card accounting system, and the first magnetic card random access computer memory file.


It's a computer world, all right. And NCR is very much a part of

that world. Very much involved in the latest techniques for maintaining an operation, a business, an industry at optimum efficiency and productivity. Perhaps it can help do the same for you. After all, wherever you are, NCR is just around the corner.

For additional information, write:



The National Cash Register Company®  
Dayton, Ohio 45409



the establishment and operation of the M.I.T. Computation Center.

PATRICK SUPPES ("The Uses of Computers in Education") is professor of philosophy and of statistics at Stanford University and also chairman of the department of philosophy and director of the Institute for Mathematical Studies in the Social Sciences at the university. Suppes went to Stanford as an instructor in 1950, the year he obtained a Ph.D. at Columbia University. He did his undergraduate work at the University of Chicago, from which he was graduated in 1943. His extensive writings include two books, *Introduction to Logic* and *Axiomatic Set Theory*; three other books of which he is a coauthor, and several mathematics books for use in elementary schools. His particular interests are mathematical methods in the social sciences and the philosophy of science.

BEN-AMI LIPETZ ("Information Storage and Retrieval") is head of the research department of the Yale University Library. He received a degree in mechanical engineering from Cornell University in 1948 and worked for two years as a technical editor at the Brookhaven National Laboratory. Becoming interested in the problems of managing research, he returned to Cornell for a Ph.D. in administration. Before going to Yale he worked on the development and management of specialized technical-information centers at the Battelle Memorial Institute and did research on machine-aided information systems at the Itek Corporation.

MARVIN L. MINSKY ("Artificial Intelligence") is professor of electrical engineering at the Massachusetts Institute of Technology. He is also director of the artificial-intelligence group there. Minsky was graduated from Harvard College in 1950 and received a doctorate in mathematics at Princeton University in 1954. For the next three years he was a member of the Society of Fellows at Harvard, working on neural theories of learning and on optical microscopy. He joined the mathematics department at M.I.T. in 1958 and transferred to the electrical engineering department in 1962.

MARK DEWOLFE HOWE, who in this issue reviews *The American Jury*, by Harry Kalven, Jr., and Hans Zeisel, with the collaboration of Thomas Callahan and Philip Ennis, is professor of law at the Harvard Law School.



## Dress up your product

It's handsome, now, sure. But wouldn't your product have even more sales appeal if you fit it out in some new finery? Like, maybe, General Electric glow lamps?

Whether you're in coffee makers or computers, G-E glow lamps add utility and value. Used as indicators, their lifetime design gives trouble-free performance. Designed into your circuitry, G-E glow lamps are unsurpassed as a triggering device to control power for resistance or low induction loads.

Chances are you'll reduce cost for mounting fixtures, too, because glow lamps are compact, simpler, easier to fit in.

Economy? They operate off line voltage for an average rated life of 25,000 hours.

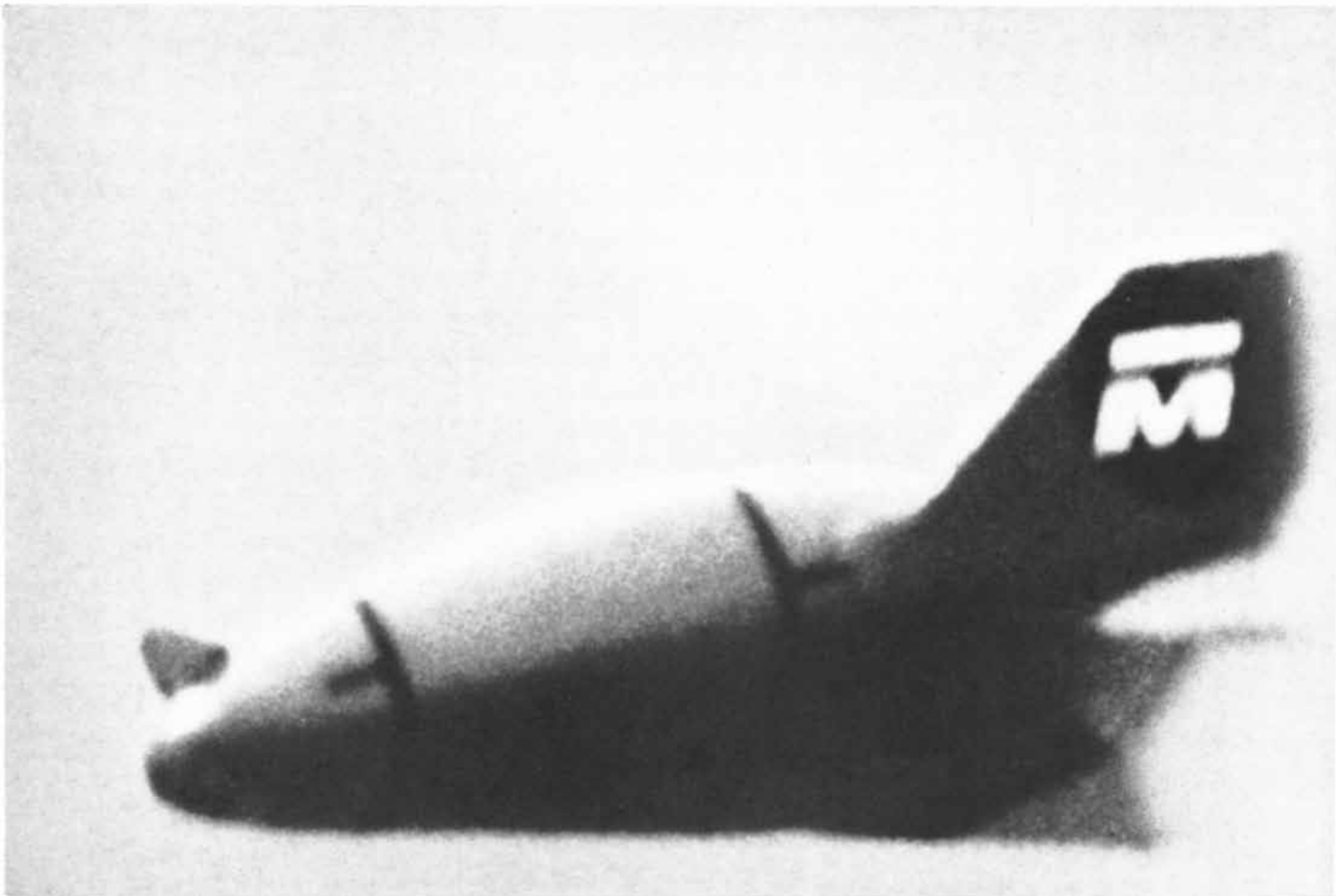
For complete information on glow lamp theory, circuits and ratings, write for the 117-page, revised Second Edition of G-E's Glow Lamp Manual. Our most recent Glow Bulletin #3-5337 describes how 5AH lamp types serve as economical triggers for SCR AC phase control. Both are yours, free. Write the General Electric Co., Miniature Lamp Department, M6-3, Nela Park, Cleveland, Ohio 44112.



*Progress Is Our Most Important Product*

**GENERAL  ELECTRIC**

**Revolutionary spacecraft  
will fly back to earth,  
land at a jet airport.**



Here, coming in for a landing, is a test model of the SV-5, an advanced spacecraft being designed by our Martin division for the Air Force. Although it has no wings, the spacecraft will be able to fly back from space, gaining aerodynamic lift from the shape of its fuselage. It will be capable of maneuvering to a landing at a jet airport.

The unusual shape of the SV-5 spacecraft represents one of the great advances in space technology. It is the result of eight years of research and development work by Martin scientists and engineers.

In 1958, the Air Force asked Martin to begin research on a spacecraft that could maneuver both in space and in the atmosphere, then return to earth and land under full control.

Martin's answer is the SV-5 lifting body, a wingless craft which obtains lift from the shape of its body alone.

The SV-5 is designed for launching by a standard launch rocket. Once in space, the craft will be able to maneuver under its own rocket power.

At the end of its mission, the SV-5 will be directed back into the atmosphere. From a blazing reentry speed of 17,500 mph, it will gradually slow

to aircraft speeds, at all times under control. The craft will then be guided to a designated landing runway. After maintenance, it will be ready for another launch.

A lifting body spacecraft could undertake many types of missions, manned or unmanned. It could shuttle crews and supplies between the earth and manned satellites. Or go up to inspect other spacecraft. Or fly rescue and repair missions.

Four unmanned SV-5 models will be launched in sub-orbital flights over the Pacific, the first late this year.

Next year, manned rocket-powered models will be dropped from an Air Force B-52 to test stability and landing characteristics. Further data will be gained from a jet-powered model of the spacecraft, which will be flown by Martin test pilots.

Research data from these manned and unmanned vehicles will furnish the knowledge needed for manned space tests.

*The several divisions of Martin Marietta produce a broadly diversified range of products, including missile systems, space launchers, nuclear power systems, spacecraft, electronic systems, chemicals and construction materials. Martin Marietta Corporation, 277 Park Avenue, New York, N.Y.*

# **MARTIN MARIETTA**





**Take boards, wire, solder, diodes, transistors, capacitors and resistors. Put them together with cordwooding, twisted-pair wiring and a pile of connectors. What have you got? A low speed, high cost, alternative to Micrologic\* integrated circuitry.**

\*Fairchild's Trademark for Integrated Circuits

# FAIRCHILD



## **PDP-8/S, the \$10,000 computer...**

**PDP-8/S: A full, general purpose, digital computer for real time analysis. 4K core memory (expandable). usec speeds. 66 plus instructions. Complete, proven software, including FORTRAN. Flexible input/output bus. Teletype included.**

Available now, the new PDP-8/S — a direct lineal descendant of the PDP-8, the most flexible, versatile, approachable, on-line, real time, high speed digital computer ever made.

Both use the same basic design concept. Both have the same size memories. Both are expandable. Both use the same instructions, use the same software libraries.

They do not, however, work at the same speeds. And

they do not cost the same amount of money.

The PDP-8/S adds in 32 microseconds (compared with 3.0 microseconds for its parent). If you need the speed, the PDP-8 is for you.

The PDP-8/S costs \$10,000. Think of it. Full computer. Proven hardware. Proven software.

Any DIGITAL field office can give you the details. Or write.



## ...and the new, big, PDP-9

**PDP-9, compact, powerful data processor for on-line, real time applications. 18 bit word. 2 usec add time. 18,000,000 bits/sec I/O transfer rate. One word direct addressing of full 8K memory. Hardware ready now. Software ready now.**

The PDP-9 is a complete, ready-to-use data processor. Basic hardware includes the 8K core memory (expandable to 32K), a 300 cps paper tape reader, a 50 cps paper tape punch, a teletype keyboard, Direct Memory Access channel plus 4 built-in data channels, and a real-time clock. It is constructed with — and interfaces with — standard FLIP CHIP™ modules.

Software includes real-time FORTRAN IV, a versatile macro assembler, a 6 and 9 digit floating point arithmetic

package, an on-line editor, an on-line debugging system, a control monitor, and a modular I/O programming system. Basic software is fully compatible with the PDP-7. Extended software package expands to fully utilize all configurations.

What the PDP-9 gives you is simply this: more inputs and more outputs — faster, more simply, more effectively — than any other machine in its class.

\$35,000. First deliveries in time for Christmas, 1966.

**digital**  
COMPUTERS · MODULES

DIGITAL EQUIPMENT CORPORATION, Maynard, Massachusetts 01754. Telephone: (617) 897-8821 • Cambridge, Mass. • Washington, D. C. • Parsippany, N. J. • Rochester, N. Y. • Philadelphia • Huntsville • Orlando • Pittsburgh • Chicago • Denver • Ann Arbor • Los Angeles • Palo Alto • Seattle • Carleton Place and Toronto, Ont. • Reading, England • Paris, France • Munich and Cologne, Germany • Sydney and West Perth, Australia • Modules distributed also through Allied Radio



# Variable Sweep Wings: A report from General Dynamics

## A major step forward in aircraft design:

This week, several pilots redesigned their airplanes in flight. Shortly after takeoff, each pilot moved a trombone-shaped slide in his cockpit and folded back the wings of his plane.

The ability to do this made the F-111's they were flying the first aircraft that can (1) operate from short landing fields, *and* (2) fly economically for long subsonic cruise ranges or ferry itself across an ocean, *and* (3) strike supersonically at treetop height *or* dash at two-and-a-half times the speed of sound at an altitude of 12 miles.

The key is its variable sweep wing. Today the first 17 developmental F-111's, built by General Dynamics, are daily demonstrating the feasibility of a movable wing—a development that finally makes a truly multipurpose airplane practical.

## The matter of flight envelope:

Every aircraft has a specific "envelope"—a set of limitations, or boundaries, of speed and altitude, within which it can operate effectively. The final design of a plane depends upon which of several

possible purposes is most important.

A long wing extended straight out is best for short takeoff and landing, long range and endurance, or high load-carrying characteristics. For the high lift demanded, a large amount of wing surface is needed.

But as speed increases, less lift is needed from the wings. In fact, at high speeds, large wings increase resistance from the air. Such an airplane can be pushed to supersonic speed by brute power, but not efficiently.

This resistance is commonly called drag, and one way to reduce it has been to sweep the wing back. For instance, the modern passenger jet, whose wings are partially swept back, can fly efficiently for long distances just below the speed of sound. But the swept wing provides less lift, and such aircraft need long runways, sometimes up to two miles long, and special braking devices.

Very high speeds—faster than sound—can best be reached with a very small wing, sometimes in a triangle or delta shape. But the still lower lift can require even longer runways, and additional braking devices such as drogue parachutes. The very small wing offers considerably less fuel efficiency for long-range, subsonic flight.

## Three aircraft in one:

A wing whose position can be changed by a pilot *in flight* gives a single airplane the special talents of all three types. With the wing fully extended, the aircraft has high lift for short takeoff or landing or high-load capacity. With the wings partially swept, efficient long-range subsonic flight becomes practical. Pulling the wings all the way back to their smallest exposed area provides supersonic dash, without having sacrificed either high lift or cruise economy.

Previous—and impractical—attempts to achieve variable wing geometry go all the way back to 1911. The chief problem: an undesirable relationship between center of gravity and center of lift as the wings moved would cause an airplane to nose up and down sharply—become longitudinally unstable.

## How it operates:

Not until 1960 did the National Aeronautics and Space Administration conceive the answer to this instability—simultaneously sweeping both wings around separate pivot points which were moved out on the wing root rather



**Top:** The F-111 with its wings extended straight out for high lift at takeoff.  
**Bottom:** Wings being swept back to allow F-111 to reach supersonic speeds.

than having a single pivot in the center of the fuselage. The concept has been refined and developed by General Dynamics through more than 22,000 hours of wind tunnel testing, and more than 25 million man-hours of design and development.

The F-111's variable wing can be moved in flight from its fully extended position (technically with 16° of sweep measured at the leading edge) to a full sweep of 72.5°, with the wings tucked back against (and much of them actually inside) the fuselage for a narrow delta shape. The position of the wings can be set and held at any position between these two extremes, with the pilot himself deciding what wing setting is best for maximum performance in a given set of circumstances. He can normally lever the wings from one extreme to the other in about twenty seconds.

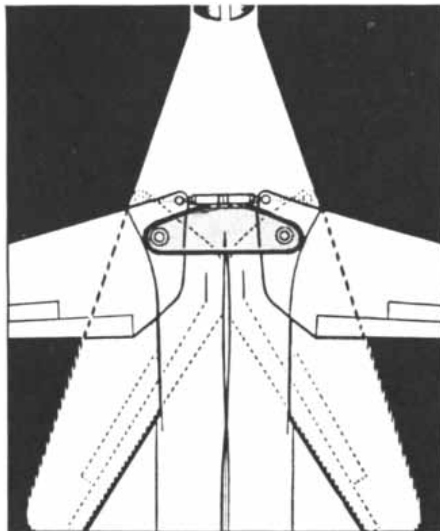
The precision of design is so exact and the wing so balanced that negligible elevator trim is needed to compensate for full sweep of the wing.

### Heart of the system:

The heart of the F-111's variable sweep system is a 14-foot steel yoke across the fuselage (see drawing below).

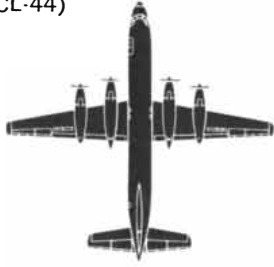





The movable portions of each wing are fastened to the yoke by 8½-inch diameter high-strength steel pivot pins. Forward of the yoke hydraulically powered actuators, responding to the pilot's control selection, move the wings from one position to another.

For additional high lift at takeoff and landing, full span slats and flaps are incorporated into the wing. The wing itself is ingeniously tapered so that much of its area when fully extended is highly cambered—that is, with a relatively



**How the wing works.** A 14-foot steel yoke, with its 8½-inch diameter pins, on which the wings pivot, is the heart of the variable sweep winged F-111. The yoke and pins support the whole plane in flight. A jackscrew just forward of the yoke actuates the wings during sweep.

**How wing configuration determines flight envelope**

<p>Extended wing (CL-44)</p> 	<p>Fully extended (F-111)</p> 
<p>Swept wing (Convair 990)</p> 	<p>Partially swept (F-111)</p> 
<p>Delta wing (F-106)</p> 	<p>Fully swept (F-111)</p> 

**Left, top to bottom:** Drawings of planes flying today. Extended wing of transport provides relatively short takeoff and landing with heavy loads. Swept wing of passenger liner provides less lift, but allows the plane to fly efficiently just below the speed of sound. Small delta wing of military fighter reduces air resistance (drag) and allows the plane to fly at supersonic speeds.

**Right, top to bottom:** Photos of the F-111 show how the variable sweep wing gives it the advantages of the extended wing, swept wing and delta wing—all in one plane.

thick curve for greater lift—and thin at the area remaining exposed when wings are swept back for high-speed flight.

### The future for the sweep wing:

Since the Wright Brothers' first breakthrough in the art of manned flight, there have been relatively few major advances in the basic art of airplane building. One was the introduction of light aluminum structures, another the introduction of the turbine—better known as the jet—engine for propulsion.

The variable sweep wing represents a similar major step forward. For any category of aircraft—military, commercial or private—where the combination of very high-speed flight, long economic

cruise and high lift for easy takeoff and landing is desired, the variable sweep wing sets the new standard. Even space ships may ultimately incorporate some form of variable geometric wing to make them more maneuverable within different atmospheres.

*General Dynamics* is a company of scientists, engineers and skilled workers whose interests cover every major field of technology, and who produce: aircraft; marine, space and missile systems; tactical support equipment; nuclear, electronic, and communication systems; machinery; building supplies; coal, gases.

Reprints of this series are available.

### **GENERAL DYNAMICS**

One Rocketteller Plaza, New York, New York 10020

## Pictures spoken here

If ancient man had invented the digital computer, we'd have no problem. His language was pictures.

But the alphabet came along, and we're saddled with computers whose native tongue is one of letters, numbers, and punched cards. Some modern men speak this language, too. But not all.

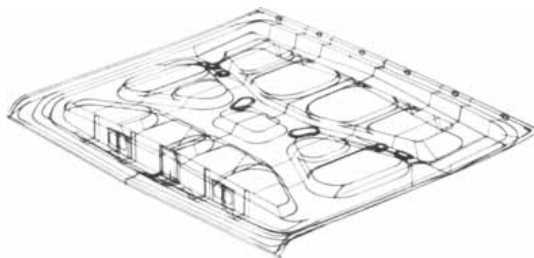
The designer, for instance, represents ideas in drawings. With proper schooling, so can the computer. Two years ago we announced the first such development: the DAC system, design augmented by computers. It used an educated computer speaking some of the designer's language. That was the first big step . . . a move to free the man from routine tasks, to let him spend more time creatively.

What's followed has been step-by-step improvement, bringing us closer to man-machine communication directly in graphics.

Without writing program statements, the designer now can use the computer to generate, manipulate, and evaluate free-form lines and surfaces. Every item in a designer's picture is a variable under his control. As he reviews and selects items on our laboratory console screen he can, for example, gradually develop a complex three-dimensional surface for an automobile.

The goal: Let the designer put a rough sketch on the computer console and make instantaneous changes as he develops his idea into a final exact design—all without translating into computer language.

A way-out fantasy? Not any more.



Typical automobile surface.

 **General Motors**  
**Research Laboratories**  
Warren, Michigan 48090





## The Gulf storm worse than "Betsy"

**We made it ourselves. A mathematical storm unleashed at an offshore drilling platform.**

McDonnell's analysts at Mactex-Houston "looked at" the underwater support structure as banks of computers hurled a paperwork hurricane against the rig. Structural design integrity and safety were proved out before a construction tool was ever lifted.


This three-dimensional, 35-minute computer solution saved our client many man-years of analysis and the possibility of a multi-million-dollar drilling rig loss.

Out of the technology that enables McDonnell to sustain and return men safely from space . . . out of the research that allows men and equipment to function in ovenlike heat and absolute cold . . . McDonnell Automation Centers have learned to apply a spectrum of concepts to down-to-earth problems, from simulating a college to creating mathematical microcosms.

Can aerospace experience help your business? We say "Yes," every day. Ask us how.


**MCDONNELL**  
BOX 516. ST. LOUIS





**Sh-h-h.  
Don't wake the asparagus.**





If you want to keep asparagus fresh, make sure that it gets plenty of beauty sleep on its way to market. Just ship it under Polarstream liquid nitrogen refrigeration.

Ordinary refrigeration systems blow cold, dry air around produce, which is a great way to shrivel it up. And produce "breathes" oxygen, so it keeps on ripening, and overripens. Asparagus goes even further. It actually grows in transit, turning juicy green stems into tough white stalks.

But with Polarstream refrigeration, the atmosphere is almost all nitrogen. Cold and motionless. Asparagus can't

breathe it, so it just goes to sleep. No overripening. No dehydration. No growth. It gets to market as fresh as if you'd just picked it. All produce does, with Polarstream.


The Polarstream process was developed by the Linde Division of Union Carbide. It could revolutionize international shipping. Open up new markets for the crops of underdeveloped countries. It could change the diet of the world.

Union Carbide is working to see that it does. Changing things is our business. And it's hard to find anything we don't get into.



THE DISCOVERY COMPANY





# Information

*Presenting an issue about its processing by computers. The moral of this introductory article: computers, far from robbing man of his individuality, enable technology to adapt to human diversity*

by John McCarthy

The computer gives signs of becoming the contemporary counterpart of the steam engine that brought on the industrial revolution. The computer is an information machine. Information is a commodity no less intangible than energy; if anything, it is more pervasive in human affairs. The command of information made possible by the computer should also make it possible to reverse the trends toward mass-produced uniformity started by the industrial revolution. Taking advantage of this opportunity may present the most urgent engineering, social and political questions of the next generation.

A computer, as hardware, consists of input and output devices, arithmetic and control circuits and a memory. Equally essential to the complete portrait is the program of instructions—the “software”—that puts the system to work. The computer accepts information from its environment through its input devices; it combines this information, according to the rules of the program stored in its memory, with information that is also stored in its memory, and it

sends information back to its environment through its output devices.

The human brain also accepts inputs of information, combines it with information stored somehow within and returns outputs of information to its environment. Social institutions—such as the legislature, the law, science, education, business organizations and the communication system—receive, process and put out information in much the same way. Accordingly, in common with the computer, the human brain and social institutions may be regarded as information-processing systems, at least with respect to some crucial functions. The study of these entities as such has led to new understanding of their structures.



The installation of computers in certain organizations has already greatly increased the efficiency of some of the organizations. In the 15 or 20 years that computers have been in use, however, it has become clear that they do not merely bring an increase in efficiency. They induce basic transformation of the institutions and enterprises in which they are installed.

In the first place, computers are a million to a billion times faster than humans in performing computing operations. This follows from the fact that their working parts now change state in a few millionths or billionths of a second. Why should this quantitative change in speed produce a qualitative change in human activities that are facilitated by a computer? It might seem that there is no way to use such speeds outside of the missile business and other exotic undertakings. The answer is that the increase in speed has meant the building of computers with the capacity to handle information on a correspondingly larger scale. The interaction of high-speed, high-capacity computers with their environment is often continuous, with many input and output devices operating simultaneously with the ongoing internal computation.

The computer is, furthermore, a universal information-processing machine. Any calculation that can be done by any machine can be done by a computer, provided that the computer has a program describing the calculation. This was proved as a general proposition by the British mathematician A. M. Turing as early as 1936. It applies to the most rudimentary theoretical system as well as to the big general-purpose machines of today that make it possible, in practice, to write new programs instead of having to build new machines.

MICROELECTRONIC CIRCUITS of the kind shown on the opposite page can be regarded as the nerve tissue of the next generation of computers. The circuits, which are enlarged about 200 diameters, are part of a “complex bipolar array chip” made by Fairchild Semiconductor. Each of the eight complete circuits shown (*dark gray*) is a functional unit consisting of 18 transistors and 18 resistors. These units are connected by a larger microelectronic network (*white*); there are 28 units in the entire chip. Some recent computers incorporate microelectronic circuits, but the circuits are not connected microelectronically. Possibly microelectronic circuits will be used not only as logic elements but also as memory elements.





**TYPICAL COMPUTER INSTALLATION** includes components of the kind shown here in front and top views; the components are identified in the diagram at right. The heart of the system, which is

a computer in the Spectra 70 series of the Radio Corporation of America, is the central processor and memory unit; the other units serve for input, output and storage of data. The input devices are

The speed, capacity and universality of computers make them machines that can be used to foster diversity and individuality in our industrial civilization, as opposed to the uniformity and conformity that have hitherto been the order of the day. Decisions that now have to be made in the mass can in the future be made separately, case by case. To take a practical example, it can be decided whether or not it is safe for an automobile to go through an intersection each time the matter comes up, instead of subjecting the flow of automobiles to regulation by traffic lights. A piece of furniture, a household appliance or an automobile can be designed to the specifications of each user. The decision whether to go on to the next topic or review the last one can be made in accordance with the interests of the child rather than for the class as a whole. In other words, computers can make it possible for people to be treated as individuals in many situations where they are now lumped in the aggregate.

The quality of such individual response and attention is another matter. It will depend on the quality of the programs. The special attention of a stupid program may not be worth much. But then the individual can write his own program.

The future that is contemplated here

has come into view quite abruptly during the past few years. According to a report published by the American Federation of Information Processing Societies (AFIPS), there were only 10 or 15 computers at work in the U.S. in 1950. Today there are 35,200, and by 1975 there will be 85,000. Investment in computers will rise from \$8 billion to more than \$30 billion by 1975. Present installations include 2,100 large systems costing about \$1 million each; in 1975 there will be 4,000 of these. Even the medium and small systems that are in use today have a capacity equal to or exceeding that of the 1950 generation.

A scientific problem that took an hour on a big 1950 machine at 1,000 operations per second can be run on the fastest contemporary computers in less than half a second. Allowing another 3.5 seconds to transfer the yield to an external storage memory for later printing, it can be said that program running time has been reduced from an hour to three or four seconds. This reflects the impressive recent progress in the design and manufacture of computer hardware.

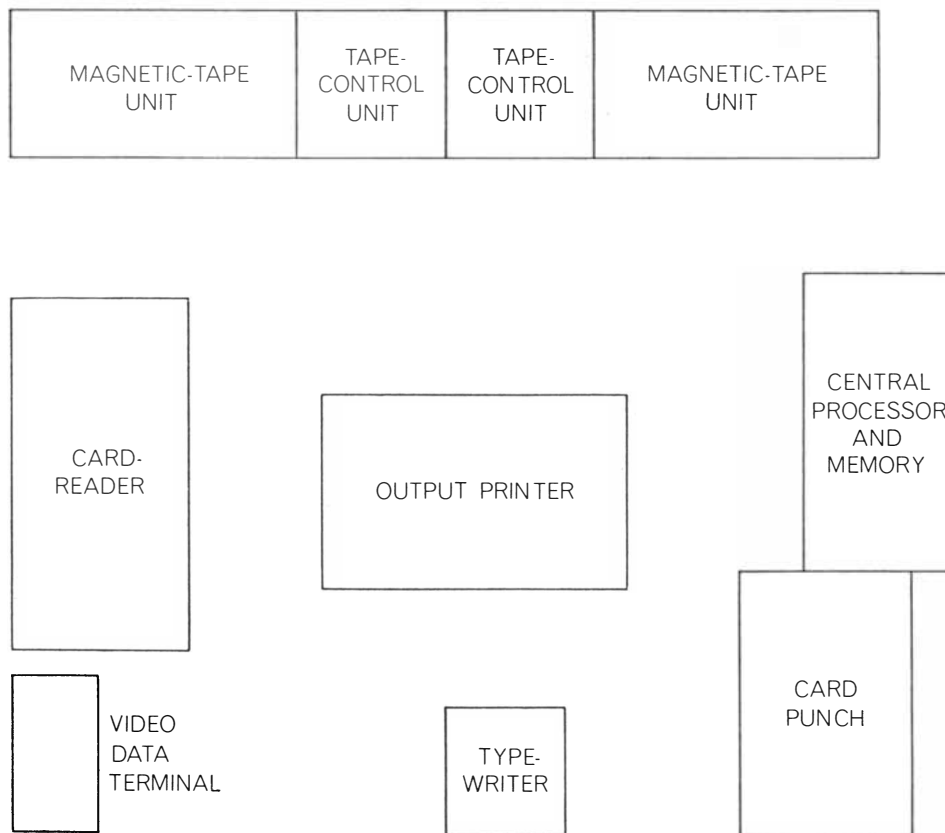
**B**ig computers are currently equipped with internal memories—the memory actively engaged in the computation under way—that usually contain 10 or

12 million minute ring-shaped ferrite “cores” in three-dimensional crystalline arrays. Each core is capable of storing one “bit,” or unit, of information. Along with the replacement of the vacuum tube by the transistor and now the replacement of the transistor by the microelectronic circuit [see illustration on page 64] there has come a steep increase in the speed of arithmetic and control circuits over the past 10 years. The miniaturization of these circuits (from hundreds of circuits per cubic foot with vacuum-tube technology to hundreds of thousands and prospectively millions of circuits per cubic foot with solid-state technology) has speeded up operations by reducing the distance an impulse has to travel from point to point inside the computer.

As increases in speed and capacity have realized the inherent universality of the computer, expenditures for programming have been absorbing an increasing percentage of total installation costs. The U.S. Government, with a dozen or so big systems serving its military and space establishments, is spending more than half of its 1966 outlay of \$844 million on software. Without doubt the professions in this field—those of system analyst and programmer—are the fastest-growing occupations in the U.S. labor force. From about 200,000 in 1966 it is estimated that their numbers will increase to 500,000 or 750,000 by 1970. Courses in programming are now offered in many universities and even in some high schools. In a liberal education an exposure to programming is held to be as bracing as an elementary course in mathematics or logic.

**C**alculating devices have a history that goes back to the ancient Greeks. The first mechanical digital calculators were made by Blaise Pascal in the 17th century. In the mid-19th century Charles Babbage proposed and partially constructed an automatic machine that would carry out long sequences of calculations without human intervention. Babbage did not succeed in making his machine actually work—although he might have, had he used binary instead of decimal notation and enjoyed better financial and technical support.

In the late 1930's Howard H. Aiken of Harvard University and George R. Stibitz of the Bell Telephone Laboratories developed automatic calculators using relays; during World War II, J. Presper Eckert and John W. Mauchly of the University of Pennsylvania developed ENIAC, an electronic calculator. As early as 1943 a British group had an

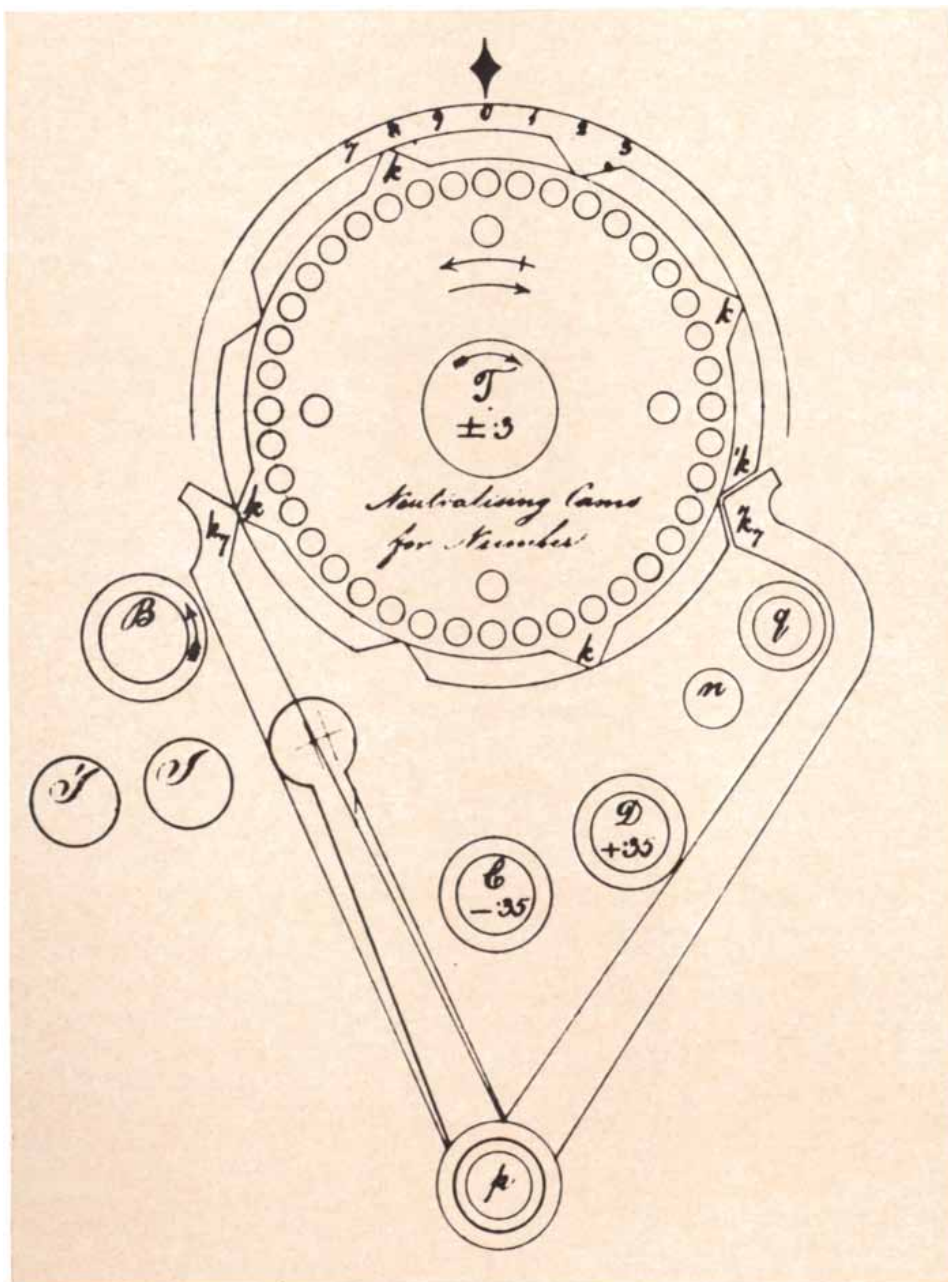


the typewriter, with which the operator communicates with the machine, and the card-reader, for which the card-punch is an adjunct. The main output devices are the printer and the video data terminal, which employs a cathode ray tube. The tape units store data.

Let us now suppose that we have *two* expressions whose values have been computed by the engine independently of each other (each having its own group of columns for data and results). Let them be  $ax^n$ ,  $b \cdot p \cdot y$ . They would then stand as follows on the columns:—

$V_1$	$V_2$	$V_3$	$V_4$	$V_5$	$V_6$	$V_7$	$V_8$	$V_9$
+	+	+	+	+	+	+	+	+
0	0	0	0	0	0	0	0	0
0	0	0	0	0	0	0	0	0
0	0	0	0	0	0	0	0	0
$a$	$n$	$x$	$ax^n$	$b$	$p$	$y$	$bpy$	$\frac{ax^n}{bpy}$

EARLY PROGRAM was written for Charles Babbage's "analytical engine" by Lady Lovelace, who was the daughter of Lord Byron. She wrote the program, which was for computing the number series known as Bernoulli numbers, to show what the engine could do. The program, of which this is a fragment, was published in 1840 in *Taylor's Scientific Memoirs*.



PART OF ANALYTICAL ENGINE was drawn by Babbage. This drawing, one of many that he made for the engine, bears the inscription "Neutralising Cams for Number." Financial and technological difficulties prevented Babbage from completing the machine.

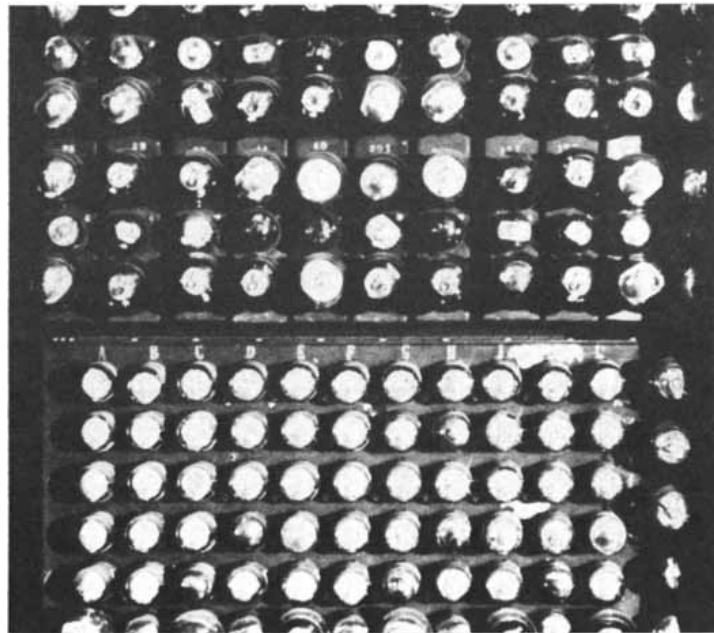

electronic computer working on a wartime assignment.

Strictly speaking, however, the term "computer" now designates a universal machine capable of carrying out any arbitrary calculation, as propounded by Turing in 1936. The possibility of such a machine was apparently guessed by Babbage; his collaborator Lady Lovelace, daughter of the poet Lord Byron, may have been the first to propose a changeable program to be stored in the machine. Curiously, it does not seem that the work of either Turing or Babbage played any direct role in the labors of the men who made the computer a reality. The first practical proposal for universal computers that stored their programs in their memory came from Eckert and Mauchly during the war. Their proposal was developed by John von Neumann and his collaborators in a series of influential reports in 1945 and 1946. The first working stored-program computers were demonstrated in 1949 almost simultaneously in several laboratories in Britain and the U.S. The first commercial computer was the Eckert-Mauchly UNIVAC, put on the market in 1950.

Since that time progress in the electronic technology of computer circuits, the art of programming and programming languages and the development of computer operating systems has been rapid. No small part in this development has been played by the U.S. Government, which is always in the market for the latest and biggest systems available. It is not too much to say that the systems designed for the industry's biggest customer have been the prototypes for each major advance in computer hardware. The creation of the high-speed computer has been as central to the contemporary revolution in the technology of war as the intercontinental missile and the thermonuclear warhead.

The basic unit of information with which these machines work is the bit. Any device that can be in either of two states, such as a ferrite core or a transistor, can store a single bit. Two such devices can store two bits, three can store three bits, and so on. Consider a five-bit register made of five one-bit devices. Since each device has two states, represented, say, by 0 and 1, the five together have  $2^5$ , or 32, states. The combinations from 00000 to 11111 can be taken to represent the binary numbers from 0 to 31. They can also be used to encode the 26 letters of the alphabet, with six combinations left over to represent word spaces and punctuation. This would permit representation





FIRST MODERN COMPUTERS were the Mark I and the ENIAC (Electronic Numerical Integrator and Calculator). The former had electromechanical relays (left) as its key parts, the latter vacuum tubes (right). A comparison of these parts with the microelectron-

ic circuits illustrated on page 64 will indicate how far miniaturization has progressed. Both the Mark I and the ENIAC have been disassembled. The portion of the Mark I shown here is now at Harvard University; panel from ENIAC is at U.S. Military Academy.

of words and sentences by strings of five-bit groups. (Actually, to accommodate uppercase and lowercase letters, the full assortment of punctuation marks, the decimal digits and so on it is now customary to use seven bits.)

For many purposes, however, it is better not to be specific about how the information is coded into bits. More important is the task of describing the kinds of information to be dealt with, the basic operations to be carried out on them and the basic tests to be performed on the information in order to decide what to do next. For bits the basic operations are the logical operations  $\cdot$ ,  $+$  and  $-$  (the last usually placed above a symbol, as in  $\bar{A}$ ), which are read "and," "or" and "not" respectively. Operations are defined by giving all the cases. Thus  $\cdot$  is defined by the equations  $0 \cdot 0 = 0$ ,  $1 \cdot 0 = 0$ ,  $0 \cdot 1 = 0$ , and  $1 \cdot 1 = 1$ . The basic decision concerning a bit is whether it is 0 or 1. Designers of computers do much of their work at the level of bits [see illustration on next page]. They have systematic procedures, as the following article by David C. Evans shows, for translating logical equations into transistor circuits that carry out the functions of these equations.

At the next level above bits come numbers. On numbers the basic operations are addition, subtraction, multiplication and division [see illustration on page 71]. The basic tests are whether two numbers are equal and whether a number is greater than zero. Programmers are generally able to work with

numbers because computer designers build the basic operations on numbers out of the logical operations on bits in the design of the circuits in the machine.

Another kind of information is a string of characters, such as A or ABA or ONION. It is well to include also the null string with no characters. A basic operation on characters may be taken to be concatenation, denoted by the symbol  $*$ . Thus  $ABC*ACA = ABCACA$ . The other basic operations are "first" and "rest." Thus  $\text{first}(ABC) = A$  and  $\text{rest}(ABC) = BC$ . The basic tests on strings are whether the string is null and whether two individual characters are equal.

Out of one kind of information, then, more elaborate kinds of information can be built; numbers and characters are built out of bits, and strings are built out of characters. Similarly, the operations and tests for the higher forms of information are built up out of the operations and tests for the lower forms. One can represent a chessboard, for example, as a table of numbers giving for each square the kind of piece, if any, that occupies it. For chess positions a basic operation gives the list of legal moves from that position. A picture may be similarly represented by an array of numbers expressing the gray-scale value of each point in the picture. The *Martiner IV* pictures of Mars were so represented during transmission to the earth, and this representation was used in the memory of the computer by the program that removed noise and enhanced contrast. Christopher Strachey shows in

this issue how programmers put together the basic operations and tests for a given class of information in designing a program to treat such information [see "System Analysis and Programming," by Christopher Strachey, page 112].

What computers can do depends on the state of the art and science of the programming as well as on speed and memory capacity. At present it is straightforward to keep track of the seats available on each plane of an airline, to compute the trajectory of a space vehicle under the gravitational attraction of the sun and planets or to generate a circuit diagram from the specifications of circuit elements. It is difficult to predict the weather or to play a fair game of chess. It is currently not clear how to make a computer play an expert game of chess or discover significant mathematical theorems, although investigators have ideas about how these things might be done [see "Artificial Intelligence," by Marvin L. Minsky, page 246].

Input and output devices also play a significant part in making the capacity of a computer effective. For the engineering computations and the book-keeping tasks first assigned to computers it seemed sufficient to provide them with punched-card-readers for input and line-printers for output, together with magnetic tapes for storing large quantities of data. To fly an airplane or a missile or to control a steel mill or a chemical plant, however, a computer must receive inputs from such sensory organs

LOGIC		YES	NO
		1	0

NUMERATION			
0	0	0	0
1	1	1	1
2	10	2	10
4	100	3	<sup>21</sup> 11
8	1000	4	100
16	10000	5	<sup>4 1</sup> 101
32	100000	6	<sup>42</sup> 110
64	1000000	7	<sup>421</sup> 111
128	10000000	8	1000
256	100000000	9	<sup>8 1</sup> 1001

as radars, flowmeters and thermometers and must deliver its outputs directly to such effector organs as motors and radio transmitters. Still other input and output devices are demanded by the increasing speed and capacity of the computers themselves. To keep them fully employed they must be allowed to interact simultaneously with large numbers of people, most of them necessarily at remote stations. This requires telephone lines, teletypewriters and cathode-ray-tube devices. For many purposes a picture on the cathode ray tube is more useful than the half-ton of print-out paper that would deliver the underlying numerical information. Simultaneous access to the computer for many users also calls for new sophistication in programming to establish the time-sharing arrangements described in the article by R. M. Fano and F. J. Corbató [see "Time-sharing on Computers," by R. M. Fano and F. J. Corbató, page 128].

It is possible to describe at greater length the perfection and promise of the new technology of information. This discussion must go on to certain pressing questions. To put the questions negatively: Will the computer condemn us to live in an increasingly depersonalized and bureaucratized society? Will the crucial decisions of life turn on a hole punched in Column 17 of a card? Will "automation" put most of us out of work?

Experience with the computerized systems most people have so far encountered in governmental, business and educational institutions has not tended to dispel the anxiety that underlies such questions. One can ascribe the bureaucratic ways of these systems to their computers or to the greed, stupidity and other vices of the people who run them. I would argue three more direct causes: one economic, one technical and one cultural.

In the first place, computers are expensive. When a computer is first installed in an organization, the impulse of the authorities is to use the new machine to cut corners, to do the old job in the old way but more cheaply, to achieve internal economies even at the expense of external relations with citizens, customers and students. Secondly, the external memories that store the data for most large organizations are inherently inflexible. Between runs through a magnetic-tape file, for example, there is no possibility of access to the account that generates today's complaint. Finally, most practitioners in the expanding

SEVEN-BIT CODE

COLUMNS

BITS					COLUMNS							
$b_7 b_6 b_5$					0 0 0	0 0 1	0 1 0	0 1 1	1 0 0	1 0 1	1 1 0	1 1 1
$b_4$	$b_3$	$b_2$	$b_1$	$b_0$	0	1	2	3	4	5	6	7
0	0	0	0	0	NUL	DLE	SP	0	,	P	@	p
0	0	0	1	1	SOH	DC1	!	1	A	Q	a	q
0	0	1	0	0	STX	DC2	"	2	B	R	b	r
0	0	1	1	1	ETX	DC3	#	3	C	S	c	s
0	1	0	0	0	EOT	DC4	\$	4	D	T	d	t
0	1	0	1	0	ENQ	NAK	%	5	E	U	e	u
0	1	1	0	0	ACK	SYN	&	6	F	V	f	v
0	1	1	1	1	BEL	ETB	'	7	G	W	g	w
1	0	0	0	0	BS	CAN	(	8	H	X	h	x
1	0	0	1	0	HT	EM	)	9	I	Y	i	y
1	0	1	0	0	LF	SS	*	:	J	Z	j	z
1	0	1	1	0	VT	ESC	+	:	K	[	k	{
1	1	0	0	0	FF	FS	,	<	L	~	l	~
1	1	0	1	0	CR	GS	-	=	M	]	m	}
1	1	1	0	0	SO	RS	.	>	N	^	n	
1	1	1	1	1	SI	US	/	?	O	-	o	DEL

BINARY NUMBERS serve computers in logic, arithmetic and coding functions. The array of binary numbers at left under "Numeration" shows that the system, which is based on 2, represents each new power of 2 by adding a 0. The same arrangement reappears at right in the binary version of the numbers 1 through 9; it shows, for example, that 111, representing 7, can be read from the left as "one 4, one 2 and one 1." The seven-bit code (bottom) is widely used to accomplish the printing done by computers in issuing results and communicating with operators. On receiving pulses representing 1011001, for example, the computer would print Y. Columns 0 and 1 contain control characters; BS, for example, means "back space."

software professions were beginners; it was all they could do to get the systems going at all.

In my opinion the opportunity to cure these faults is improving steadily. Computers are cheaper, and competition between systems should soon compel more attention to the customers. (The effect is not yet noticeable at my bank.) Secondly, high-speed memory devices such as magnetic-disk files, now used as internal memories, are taking up service in external data-storage. They make access to any record possible at any time. Finally, although there are a lot of young fogies who know how things are done now and expect to see them done that way until they retire in 1996, programmers are acquiring great confidence and virtuosity.

All of this should encourage the development of systems that serve the customer better without offending either his intelligence or his convenience. In particular, organizations such as schools should not have to ask people questions the answers to which are already on file.

The computer will not make its revolutionary impact, however, by doing the old bookkeeping tasks more efficiently. It is finding its way into new applications that will increase human freedom of action. No stretching of the demonstrated technology is required to envision computer consoles installed in every home and connected to public-utility computers through the telephone system. The console might consist of a typewriter keyboard and a television screen that can display text and pictures. Each subscriber will have his private file space in the computer that he can consult and alter at any time. Given the availability of such equipment, it is impossible to recite more than a small fraction of the uses to which enterprising consumers will put it. I undertake here only to sample the range of possibilities.

Everyone will have better access to the Library of Congress than the librarian himself now has. Any page will be immediately accessible, although Ben-Ami Lipetz holds that this may come later rather than sooner [see "Information Storage and Retrieval," by Ben-Ami Lipetz, page 224]. Because payment will depend on usage, all levels and kinds of taste can be provided for.

The system will serve as each person's external memory, with his messages in and out kept nicely filed and reminders displayed at designated times.

Full reports on current events, whether baseball scores, the smog index in Los Angeles or the minutes of the 178th

ADDITION		SUBTRACTION	
$\begin{array}{r} \overset{1}{1} \overset{11}{11} \\ 111 \\ + 11 \\ \hline 1010 \end{array}$	$\begin{array}{r} 7 \\ + 3 \\ \hline 10 \end{array}$	$\begin{array}{r} \overset{11}{1101} \\ \overset{111}{111} \\ \hline 110 \end{array}$	$\begin{array}{r} 13 \\ - 7 \\ \hline 6 \end{array}$
$\begin{array}{r} \overset{11}{110101} \\ \overset{11001}{11001} \\ \hline 1001110 \\ \text{64 8 4 2} \end{array}$	$\begin{array}{r} 53 \\ + 25 \\ \hline 78 \end{array}$	$\begin{array}{r} \overset{11}{110101} \\ \overset{11001}{11001} \\ \hline 11100 \\ \text{16 8 4} \end{array}$	$\begin{array}{r} 53 \\ - 25 \\ \hline 28 \end{array}$
MULTIPLICATION		DIVISION	
$\begin{array}{r} 1001 \\ 101 \\ \hline 1001 \\ 1001 \\ \hline 101101 \\ \text{32 8 4 1} \end{array}$	$\begin{array}{r} 9 \\ \times 5 \\ \hline 45 \end{array}$	$11000 \div 110$	$24 \div 6$
		$\begin{array}{r} 100 \\ 110 \overline{) 11000} \\ \hline 4 \end{array}$	

**BINARY ARITHMETIC** involves only the manipulation of 0 and 1 and hence is the basis of the extremely rapid calculating done by computers. The superscript colored numerals represent carries; subscript colored numerals show how binary numbers are read decimally.

meeting of the Korean Truce Commission, will be available for the asking.

Income tax returns will be automatically prepared on the basis of continuous, cumulative annual records of income, deductions, contributions and expenses.

With the requisite sensors and effectors installed in the household the public-utility information system will shut the windows when it rains.

The reader can write his own list of assignments. He can do so with the assurance that various entrepreneurs will try to think up new services and will advertise them. In this connection the Antitrust Division of the Department of Justice should see to it that companies set up to operate the computers are kept separate from companies that provide programs. Competition among the programmers will intensify and diversify demand on the public-utility systems. Anyone who has a new program he thinks he can sell should be free to put it in any computer in which he is willing to rent file space and to sell its services to anyone who wants to use it.

As for the conformities currently imposed by mass production, consider how the computer might facilitate the purchase of some piece of household equipment. In the first place, the computer could be asked to search the catalogues and list the alternatives available, together with appraisals from such

institutions as Consumers Union. If the consumer knows how to use an automatic design system such as that described by Steven Anson Coons [see "The Uses of Computers in Technology," by Steven Anson Coons, page 176], he might design the desired equipment himself. The system will deliver not only drawings but also the findings of a simulation study that will show how well the equipment works. The consumer could also consult a designer, who will be able to render his service through the computer at less cost, together with firm estimates from prospective suppliers. With more or less elaboration, the procedures sketched here could do the paper work for the building of an entire house.

Apart from the physical construction of the public-utility information system, the full realization of these possibilities will require new advances in programming. No application illustrates the virtues and limitations of present-day programming so well as do efforts to use computers to aid teaching in elementary and secondary schools. In principle, one computer can give simultaneous individual attention to hundreds of students, each at his own console, each at a different place in the course or each concentrating on a different topic. The treatment of the student can be quite individual because the computer can remember the student's performance



in every preceding session of instruction. The pace and the range of study can be entirely determined by the student's progress.

The teaching programs that have been written so far, however, put the student in a passive role. They are extremely pedantic. They have no understanding of the student's state of mind; they decide what to do next only in accordance with rather stereotyped sets of rules. As Patrick Suppes concludes, these programs do not compare too unfavorably with the performance of a teacher who has a large class [see "The Uses of Computers in Education," by Patrick Suppes, page 206]. Particularly where practice and repetition are the dominant ways of learning, the computer may even prove superior. The present programs fail in subjects that ought to cultivate the student's capacity for generating new ideas.

For the future it would be well, perhaps, to think of computers as study aids rather than teachers. The aim of the program should be to place the system under the control of the learner. He should be able to select from a list of topics the one he wants to work on; he should decide whether he prefers to read an exposition or to try to solve a problem. Best of all, he should be able to use the computer as a tool for testing his own ideas.

**R**eflection on the power of computer systems inevitably excites fear for the safety and integrity of the individual. In many minds the computer is the ultimate threat. It makes possible, for instance, a single national information file containing all tax, legal, security, credit, educational, medical and employment information about each and every citizen. Certainly such a file would be the source of great abuses. The files that exist today are abused. Security files, for example, have provided material for politically motivated persecutions. Credit files, to which access is wide open in the business community, have been used for purposes irrelevant to credit decisions. Accordingly it can be expected that more centralized files will facilitate even greater abuses.

On the other hand, citizens could seize the creation of centralized files as the occasion to cure existing abuses and to establish for each individual certain rights with respect to these files. Such a "bill of rights" might specify the following:

No organization, governmental or private, is allowed to maintain files that

cover large numbers of people outside of the general system.

The rules governing access to the files are definite and well publicized, and the programs that enforce these rules are open to any interested party, including, for example, the American Civil Liberties Union.

An individual has the right to read his own file, to challenge certain kinds of entries in his file and to impose certain restrictions on access to his file.

Every time someone consults an individual's file this event is recorded, together with the authorization for the access.

If an organization or an individual obtains access to certain information in a file by deceit, this is a crime and a civil wrong. The injured individual may sue for invasion of privacy and be awarded damages.

At present an organization that claims to be considering extending credit to a person can learn a lot about his financial condition. In the new system no such information will be available without authorization from the person concerned. The normal form of authorization will allow no more than a yes-or-no answer to the question of whether he meets a particular definite credit criterion—whether he meets credit condition C1, for example, and can be expected to manage the installment purchase of a television set.

To establish such rights people must revise their ideas about the source and nature of their freedom. Most individual rights now recognized are based on the claim that the individual always had them; the safeguards of the law are said to be designed to prevent their infringement. Technology is advancing too fast, however, to allow such benevolent frauds to work in the future. The right to keep people from keeping files on us must first be invented, then legislated and actively enforced.

**I**t may be supposed that, as happened with television and then color television, the enthusiasts and the well-to-do will be the first to install computer consoles in their homes. Eventually, however, everyone will consider them to be essential household equipment. People will soon become discontented with the "canned" programs available; they will want to write their own. The ability to write a computer program will become as widespread as the ability to drive a car.

Not knowing how to program will be like living in a house full of servants and not speaking their language. Each


of the canned programs will be separately useful. It will be up to the individual, however, to coordinate them for his own fullest benefit. People will find, in fact, that console control of a process leads directly to the writing of one's own programs.

At first the computer says in effect: I can do the following things for you, which do you want? You reply. Then it says: In order to do this I need the following information. You respond and the dialogue continues. After you get used to using a particular facility, the computer's questions become annoying. You know in advance what they will be and you want to give the answers without waiting for the questions. Next you want to be able to give the entire sequence of actions a name and bring forth the sequence by typing only the name. As you become bolder you will want to make a later action conditional on the results of earlier actions and to provide for the repetition of actions until a criterion is reached. You are then already programming in full generality, albeit awkwardly.

As a skill, computer programming is probably more difficult than driving a car but probably less difficult than flying an airplane. It is more difficult than arithmetic but less difficult than writing good English. It does not require long study. Many people can write simple programs after an hour or two of instruction. Some success ordinarily comes quickly, and this reward reinforces further effort. Programming is far easier to learn than a foreign language or algebra.


Success in writing a program to do a particular task depends more on understanding the task and less on mastery of programming technique. To program the trajectory of a rocket, for example, requires a few weeks' study of programming and a few years' study of physics.

Writing a program to carry out some activity requires that an individual make explicit what he wants. The public-utility computer will do exactly what it is told to do within limitations imposed to protect other people's interests. A person who has experienced the unexpected and sometimes unpleasant consequences of the faithful execution of his wishes is usually ready to reexamine his preferences and premises. Fortunately programs can be readily changed. As people acquire greater control over their environment by explicit programming they will discover greater self-understanding and self-reliance. Some people will enjoy this experience more than others.




COMPUTER-GENERATED ART includes two works devised by A. Michael Noll of Bell Telephone Laboratories. At top is "Gaussian-Quadratic." The end points of each line have a Gaussian random distribution vertically; the horizontal positions increase quad-

atically. The pattern begins at left and is "reflected" back from right. At bottom is a portion of "Ninety Parallel Sinusoids with Linearly Increasing Period." The top line was mathematically specified as such a curve; the computer then repeated the line 90 times.









# COMPUTER LOGIC AND MEMORY

A large modern computer can contain nearly half a million switching elements and 10 million high-speed memory elements. They operate with the simplest of all logics: the binary logic based on 0 and 1

by David C. Evans

Electronic digital computers are made of two basic kinds of components: logic elements (often called switching elements) and memory elements. In virtually all modern computers these elements are binary, that is, the logic elements have two alternative pathways and the memory elements have two states. Accordingly all the information handled by such computers is coded in binary form. In short, the information is represented by binary symbols, stored in sets of binary memory elements and processed by binary switching elements.

To make a digital computer it is necessary to have memory elements and a set of logic elements that is functionally complete. A set of logic elements is functionally complete if a logic circuit capable of performing any arbitrary logical function can be synthesized from elements of the set. Let us examine one such functionally complete set that contains three distinct types of circuit designated *and*, *or* and *not*. Such circuits can be depicted with input signals at the left and output signals at the right [see middle illustration on next page]. Since the logic elements are binary, each input and output is a binary variable that can have the value 0 or 1. In an electrical circuit the logical value 0 corresponds to a particular voltage or

current and the logical value 1 to another voltage or current. For each symbolic circuit one can construct a "truth table," in which are listed all possible input states and the corresponding output states. Each truth table, in turn, can be represented by a Boolean statement (named for the 19th-century logician George Boole) that expresses the output of the circuit as a function of the input. Truth tables and Boolean statements are shown in the illustrations on the next page. In the case of the *and* circuit the output variable  $C$  has the value 1 if, and only if, the input variables  $A$  and  $B$  both have the value 1. In the Boolean statement the operation *and* is designated by the dot; it reads " $C$  is equal to  $A$  and  $B$ ." In the *or* circuit  $C$  has the value 1 if at least one of the input variables has the value 1. The Boolean statement is read " $C$  is equal to  $A$  or  $B$ ." The *not* circuit has for its output the logical complement of the input. Its Boolean statement is read " $B$  is equal to not  $A$ ." The *and* and *or* circuits described have only two input variables. Circuits that have a larger number of input variables are normally used.

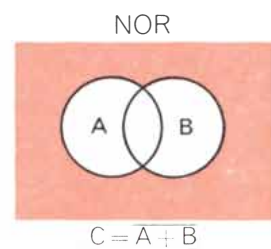
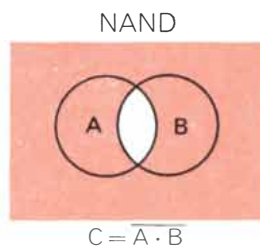
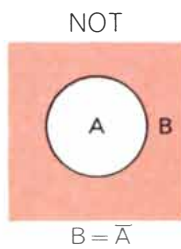
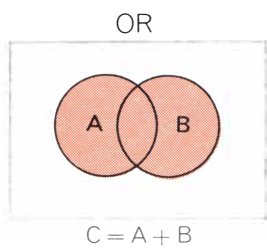
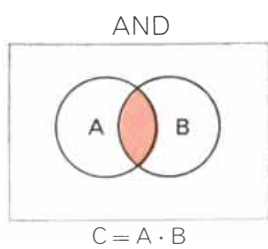
There are a number of other functionally complete sets of logic elements. Two sets are particularly interesting because each contains only one element, in one case called *nand* (meaning "not

and") and in the other case called *nor* (meaning "not or"). The bottom illustration at the left on the next page shows a symbolic representation of a two-input *nand* circuit with its truth table. Although a practical *nand* circuit is designed as an entity, it is evident that it can be realized by an *and* and a *not* circuit. The reader can easily devise *and*, *or* and *not* circuits from *nand* circuits to demonstrate to himself that the *nand* circuit is also functionally complete.

With *and* and *not* circuits it is not difficult to construct a decoding circuit that will translate binary digits into decimal digits. The top illustration on page 78 shows such a circuit and its truth table. The decimal digits are each represented by a four-digit binary code ( $A_0, A_1, A_2, A_3$ ). In the decoding circuit, which yields the first four decimal digits, the input signals  $A_0, A_1, A_2, A_3$  are applied. The signal at each of the numbered outputs is 0 unless the input code is the code for one of the numbered outputs, in which case the signal at that output is 1.

The circuits that store information in a computer can be divided into two classes: registers and memory circuits. Registers are combined with logic circuits to build up the arithmetic, control and other information-processing parts of the computer. The information stored in registers represents the instantaneous state of the processing part of the computing system. The term "memory" is commonly reserved for those parts of a computer that make possible the general storage of information, such as the instructions of a program, the information fed into the program and the results of computations. Memory devices for such storage purposes will be discussed later in this article.

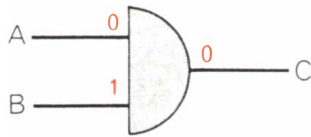
**THIN-FILM MEMORY** (opposite page) consists of an array of rectangular storage elements, only four millionths of an inch thick, deposited on a thin glass sheet. The rectangles are oriented in one of two magnetic states, corresponding to 0 or 1, when electric currents are passed through conductors (vertical stripes) printed on the back of the glass. The films can be switched in a few billionths of a second. The states can be made visible if the thin-film surface is illuminated with plane-polarized light and photographed through a suitably adjusted polarizing filter. The magnetic film causes a slight rotation in the plane of polarization of the reflected light. Here the predominantly dark rectangles are in the 1 state; the light rectangles are in the 0 state. The photograph is a 100-diameter enlargement of a thin-film memory developed by the Burroughs Corporation for use in its newest computers.



VENN DIAGRAMS use circles to symbolize various logic concepts and relations. Circles represent statements that can be either true or false; they are placed in a universe, or field, that represents all other statements. The logical relation *and* is represented by the shaded area where two circles overlap. This area, *C*, is "true" only if both circles, *A* and *B*, are true; it is "false" if either *A* or *B* or both are false. The logical relation *or* (the "inclusive or") is represented by shading the entire area within both circles. This area,

*C*, is true when either *A* or *B* or both are true. *Not* is represented by a circle, *A*, surrounded by a universe, *B*, which is not *A*. The equations below the Venn diagrams are Boolean statements. The dot in the *and* statement stands for "and." The plus sign in the *or* statement stands for "or." The  $\bar{A}$  in the *not* statement signifies "not *A*." *Nand* and *nor* stand respectively for "not and" and "not or," as is made clear in the shading of their Venn diagrams. Such diagrams are named for John Venn, a 19th-century English logician.

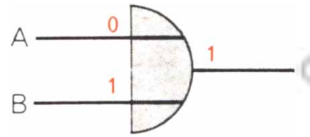
AND



$C = A \cdot B$

A	B	C
0	0	0
0	1	0
1	1	1
1	0	0

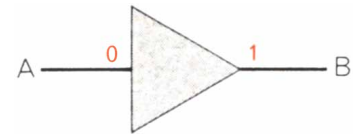
OR



$C = A + B$

A	B	C
0	0	0
0	1	1
1	1	1
1	0	1

NOT



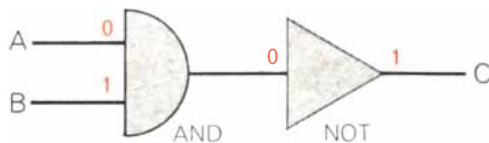
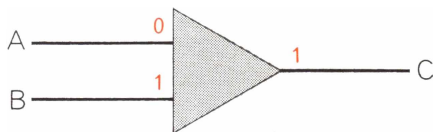
$B = \bar{A}$

A	B
0	1
1	0

AND, OR AND NOT constitute a set of binary logic elements that is functionally complete. The three symbols represent circuits that can carry out each of these logic functions. Input signals, either 0

or 1, enter the circuits at the left; outputs leave at the right (colored digits are examples). Below each circuit is a "truth table" that lists all possible input states and corresponding output states.

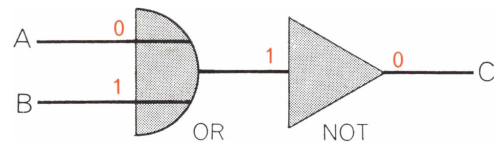
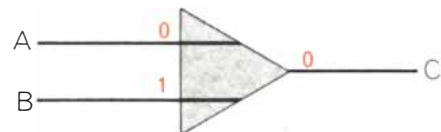
NAND



$C = \overline{A \cdot B}$

A	B	C
0	0	1
0	1	1
1	1	0
1	0	1

NOR



$C = \overline{A + B}$

A	B	C
0	0	1
0	1	0
1	1	0
1	0	0

NAND CIRCUIT, which contains only one logic element, is functionally complete; it can do everything that *and*, *or* and *not* circuits can perform collectively. The two-input *nand* circuit symbolized at top is equivalent to the combined *and* and *not* circuit. Outputs of the *nand* truth table are opposite to those of the *and* table.

NOR CIRCUIT is also functionally complete. The two-input *nor* circuit symbolized at top is equivalent to the combined *or* and *not* circuit shown immediately below. The *nor* truth table is the converse of the *or* table. Electronic embodiment of a circuit that can serve as either *nand* or *nor* appears on the opposite page.

Registers are usually made up of one-bit storage circuits called flip-flops. A typical flip-flop circuit, called a set-reset flip-flop, has four terminals [see bottom illustration on next page]. It is convenient to refer to such a flip-flop by giving it the name of the variable it happens to store; thus a flip-flop for storing the variable *A* will be named *A*. If the inputs to the terminals *S* and *R* are 0, the flip-flop will be in one of two states. If *A* has the value 1, it is in the set state; if it has the value 0, it is in the reset state. It can be switched to the set state by applying a 1 signal to the *S* terminal and switched to the reset state by applying a 1 to the *R* terminal. The application of 1's to the *S* and *R* terminals at the same time will not yield a predictable result. The flip-flop can therefore be regarded as remembering the most recent input state.

Memories for general storage could be made up of logic circuits and flip-flops, but for practical reasons this is not done. A memory so constructed would be large and expensive and would require much power; moreover, the stored information would be lost if the power were turned off.

We are now ready to consider how logic circuits and registers can be combined to perform elementary arithmetical operations. The upper illustration on page 79 includes a truth table describing one-digit binary addition. The inputs to the adder are the binary digits *X* and *Y*, together with the "input carry"  $C_{i-1}$ . The outputs are the sum digit *S* and the "carry out"  $C_i$ . Also illustrated is an implementation of the binary adder using *and*, *or* and *not* logic elements. A logic circuit such as this binary adder, which contains only switching elements and no storage circuits, is called a combinatorial circuit.

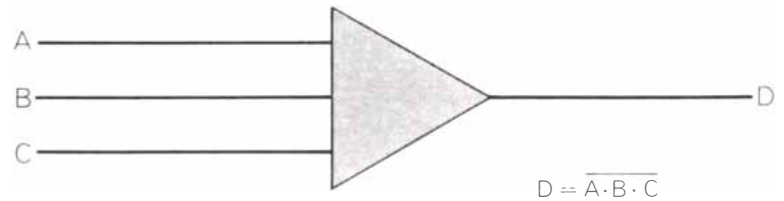
In a computer employing binary arithmetic the arithmetic unit may have to process numbers consisting of 60 or more digits in order to produce results with the desired precision. (A computer able to handle 60-digit numbers is said to have 60 bits of precision.) Numbers of such length can be added in two general ways. One way is to use an adder for each digit; the other is to use a single "serial" adder and process the digits sequentially. When an adder is used for each digit, the assembly is called a parallel adder. The lower illustration on page 79 shows a four-digit parallel adder. The inputs for this adder are two four-digit binary numbers:  $X_3 X_2 X_1 X_0$  and  $Y_3 Y_2 Y_1 Y_0$ . The adder

produces the five binary-digit sum  $S_4 S_3 S_2 S_1 S_0$ . This four-digit adder is also a combinatorial circuit. The *X* and *Y* inputs to the parallel adder can be provided by two four-bit registers of four flip-flops each. The inputs are all provided at the same time. The sum can be stored in a five-bit register that has previously had all its stages reset to 0.

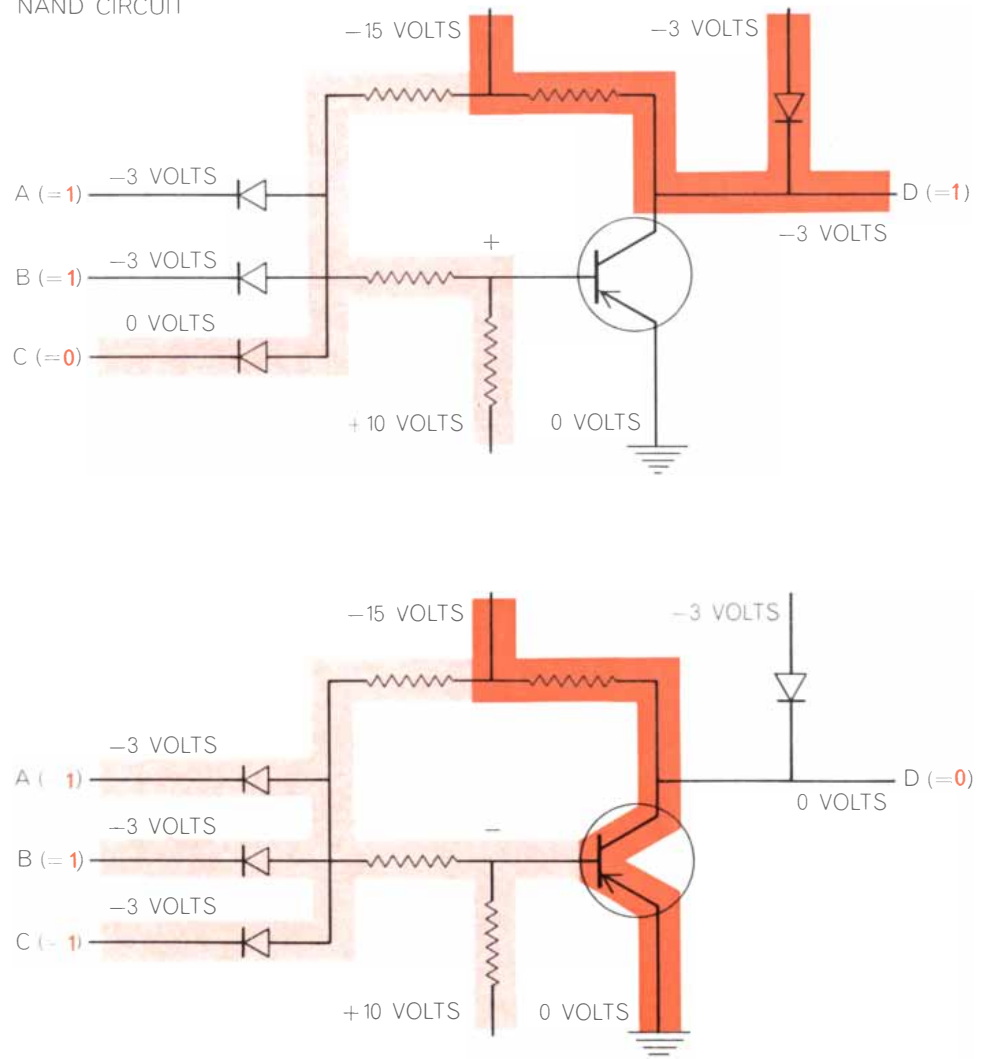
For the serial adder we need a means

of delivering the digits of the inputs to the adder in sequence and of storing the sum digits in sequence. To implement these requirements special registers that have the ability to shift information from one stage to the next are employed; such a register is called a shift register. Each of the three shift registers of a serial binary adder has an input from the terminal called SHIFT [see bottom illustration on page 80]. Normal-

#### NAND

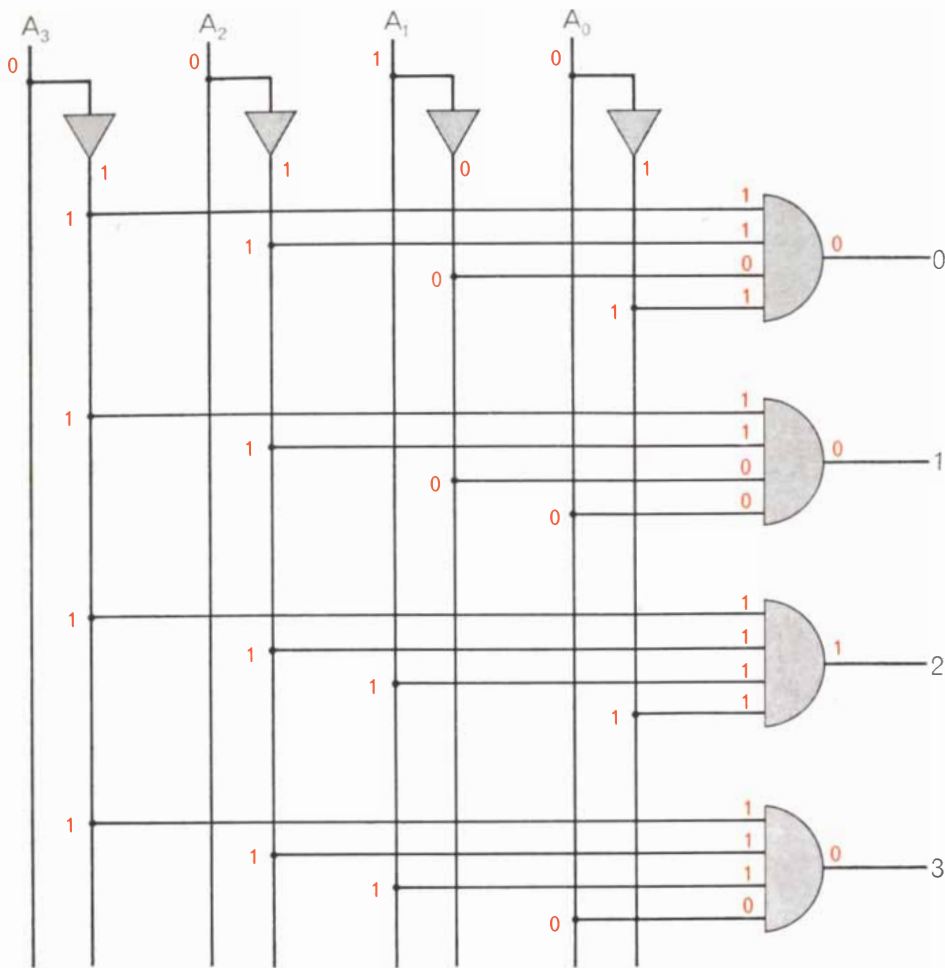


#### NAND CIRCUIT



**ELECTRONIC EMBODIMENT OF NAND CIRCUIT** contains four diodes (triangular shapes), four resistors (zigzags) and one transistor (inside circle). The symbol for this three-input *nand* circuit and its Boolean statement appear at the top. In the circuit the dark color represents the flow of large current that is switched to produce the output, 0 or 1, depending on the flow of small current (light color), which is controlled by the input voltages. Current flow is shown for two different inputs: 1, 1, 0 and 1, 1, 1. By reversing the choice of voltage the *nand* circuit shown here acts as a *nor* circuit. Such circuits can be designed in many ways.



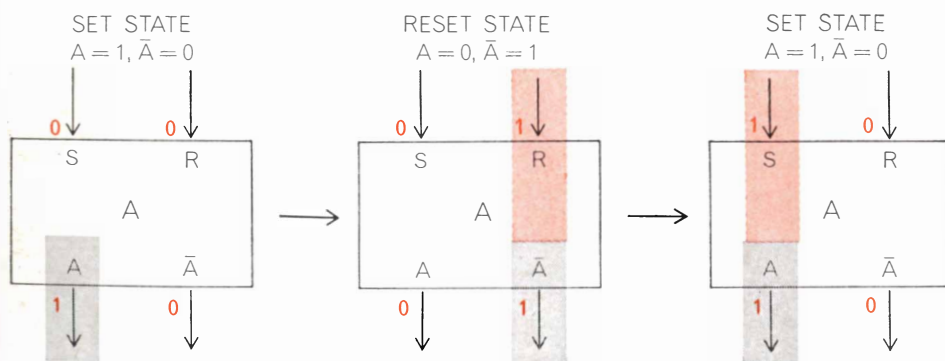


ly the SHIFT signal has the value 0, but when it is desired to shift the three registers, the SHIFT signal is given the value 1 for a brief period, causing the registers to shift their contents one bit to the right. As in the case of the parallel adder, the serial adder can add one group of binary digits (such as  $X_3 X_2 X_1 X_0$ ) to another group (such as  $Y_3 Y_2 Y_1 Y_0$ ). At the first command to shift, the serial adder stores the sum of the first pair of digits ( $X_0$  and  $Y_0$ ); at the second command to shift, it stores the sum of the second pair of digits ( $X_1$  and  $Y_1$ ), and so on. The carry-out ( $C_i$ ) of each addition is passed along at each command to shift.

Registers are needed for both serial and parallel adders. For the serial adder the registers must be shift registers and only a one-digit binary adder is required. For the parallel adder a binary adder is required for each bit of precision, that is, for each pair of  $X$  and  $Y$  inputs. The parallel adder is simply a large combinatorial circuit. The serial adder includes the binary adder, a flip-flop (known in this case as the  $C$  flip-flop) and associated circuitry. It is not a combinatorial circuit because its output ( $S$ ) is not merely a function of the immediate inputs ( $X$  and  $Y$ ); it is also a function of the internal state as represented by the value stored in the  $C$  flip-flop. Circuits in which the output is not only a function of the immediate inputs but also a function of the circuit's history are called sequential circuits. Such circuits are fundamental to the design of computers. Multiplication, for example, is usually implemented by a sequential circuit that repetitively uses an adder circuit.

DECIMAL	BINARY			
	$A_3$	$A_2$	$A_1$	$A_0$
0	0	0	0	0
1	0	0	0	1
2	0	0	1	0
3	0	0	1	1
4	0	1	0	0
5	0	1	0	1
6	0	1	1	0
7	0	1	1	1
8	1	0	0	0
9	1	0	0	1

CONVERSION OF BINARY to decimal digits is accomplished by this circuit, made up of four *not* circuits and four *and* circuits. The truth table at left shows the binary equivalent for the decimal digits from 0 to 9. To show the principle involved in decoding binary digits, the circuit carries the decoding only as far as decimal digit 3. The signal at each of the numbered outputs is 0 unless all the inputs are 1. In the example this is true for the third *and* circuit from the top, labeled 2. Thus the binary digits 0010 are decoded to yield the decimal digit 2.

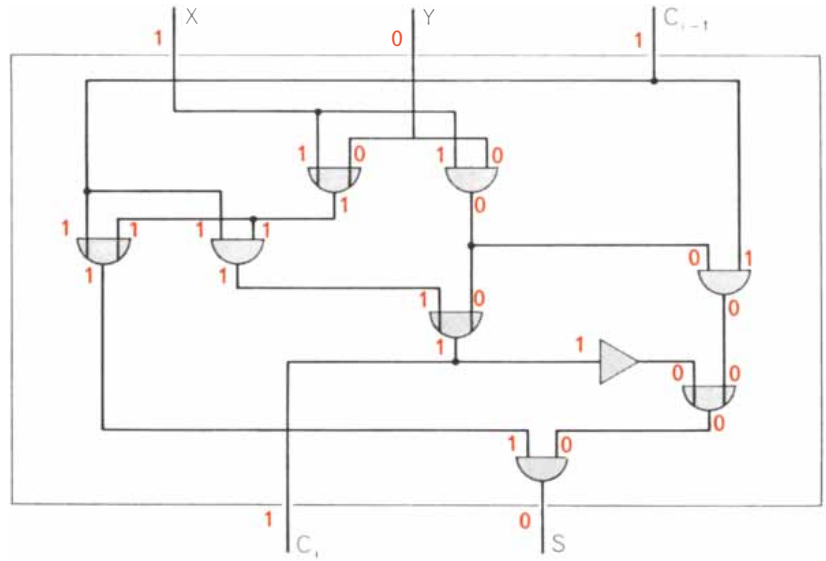


TYPICAL ONE-BIT STORAGE ELEMENT is represented by a "set-reset flip-flop." The one shown here is given the name  $A$  because it stores the variable  $A$ . A flip-flop "remembers" the most recent input state. If  $A$  has the value 1, it is in the set state; if  $A$  has the value 0, it is in the reset state. Applying a 1 to the  $S$  terminal yields the set state; applying a 1 to the  $R$  terminal yields the reset state. Flip-flops provide the transient memory in a computer.

For most of the period during which computers have evolved, the limiting factor in their design and cost has been memory. The speed of computers has been restricted by the time required to store and retrieve information. The cost of computers has been determined by the information-storage capacity of the memory. As a result much effort has been devoted to the development and improvement of memory devices.

A typical memory, which I have previously described as an array of registers of uniform size, is characterized by word length, storage capacity and access time. Each register in a memory is called a word; its size is expressed in bits and typically is in the range of 12 to 72 bits. The total storage capacity of a memory can be expressed in bits

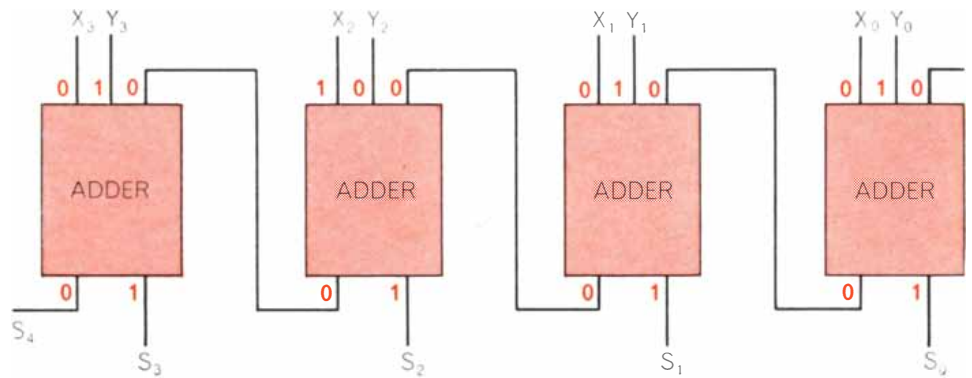
$C_{i-1}$	X	Y	$C_i$	S
0	0	0	0	0
0	0	1	0	1
0	1	0	0	1
0	1	1	1	0
1	0	0	0	1
1	0	1	1	0
1	1	0	1	0
1	1	1	1	1



**BINARY ADDER CIRCUIT** (right) can add two one-digit binary numbers. It is made up of *and*, *or* and *not* logic elements. Because the adder will usually be one of several linked in parallel (see illustration below) it must also be able to accept a digit known as the

input carry ( $C_{i-1}$ ) produced by an adder immediately to its right. The truth table (left) shows the “carry-out” ( $C_i$ ) and the sum digit (S) for all combinations of three inputs. In the example the inputs are 1, 0 and 1. This is known as a combinatorial circuit.

	$X_3$	$X_2$	$X_1$	$X_0$
DECIMAL 4	0	1	0	0
	$Y_3$	$Y_2$	$Y_1$	$Y_0$
DECIMAL 11	1	0	1	1
	$S_3$	$S_2$	$S_1$	$S_0$
DECIMAL 15	1	1	1	1



**FOUR-DIGIT PARALLEL ADDER** consists of four one-digit binary adders like the one shown at the top of the page. In a computer, registers (not shown) would be needed to supply the input

signals and to store the output signals. In the example illustrated here the binary number 0100 (decimal 4) is being added to 1011 (decimal 11). The sum is the binary number 1111 (decimal 15).

but is more often expressed in words; depending on various factors, which will be examined below, the storage capacity can vary from 100 words to billions of words. The time required to store (write) or retrieve (read) a specified word of information is called the access time; it can range from a fraction of a microsecond to several seconds or minutes.


Access to a particular word in a memory is achieved by means of an addressing scheme. There are two classes of addressing schemes: “structure-addressing” and “content-addressing.” In the first, which is the more common, each word is given a number by which it is identified; this number is called its address. Access to a particular word of a memory is achieved by specifying the address as a binary-coded number. In content-addressing, access is determined by the content of the word being sought. For example, each word of a

content-addressed memory might contain a person’s name and certain information about him (such as his bank balance or his airline reservation); access to that information would be achieved by presenting the person’s name to the memory. The internal logic of the memory would locate the word containing the specified name and deliver the name and the associated information as an output. Since most memories are structurally addressed, no further consideration will be given to content-addressing.

Among the various memory designs there is a wide range of compromises among cost, capacity and access time [see top illustration on page 82]. Most memories fall into one of three access categories: random, periodic or sequential. In random-access memories the access time is independent of the sequence in which words are entered or extracted. Memories with short random-access times are the most desirable but

also the most costly per bit of storage capacity. Magnetic-core devices are the most widely used random-access memories. An example of a memory device that provides periodic access is the magnetic drum, in which information is recorded on the circumference of a cylinder that rotates at a constant rate. Sequentially located words may be read at a high rate as they pass the sensing position. The maximum access time is one revolution of the drum, and the average access time to randomly selected words is half a drum revolution. The most common sequential memories—used when neither random nor periodic access is required—are provided by reels of magnetic tape. To run a typical 2,400-foot reel of tape containing 50 million bits of information past a reading head can take several minutes.

Since magnetic materials, in one form or another, supply the principal



**ACTUAL FOUR-DIGIT PARALLEL ADDER** can be produced by linking two monolithic integrated circuits; each chip measures only 60 mils (.06 inch) on a side. This adder made by Texas Instruments Incorporated contains the equivalent of 166 discrete components.

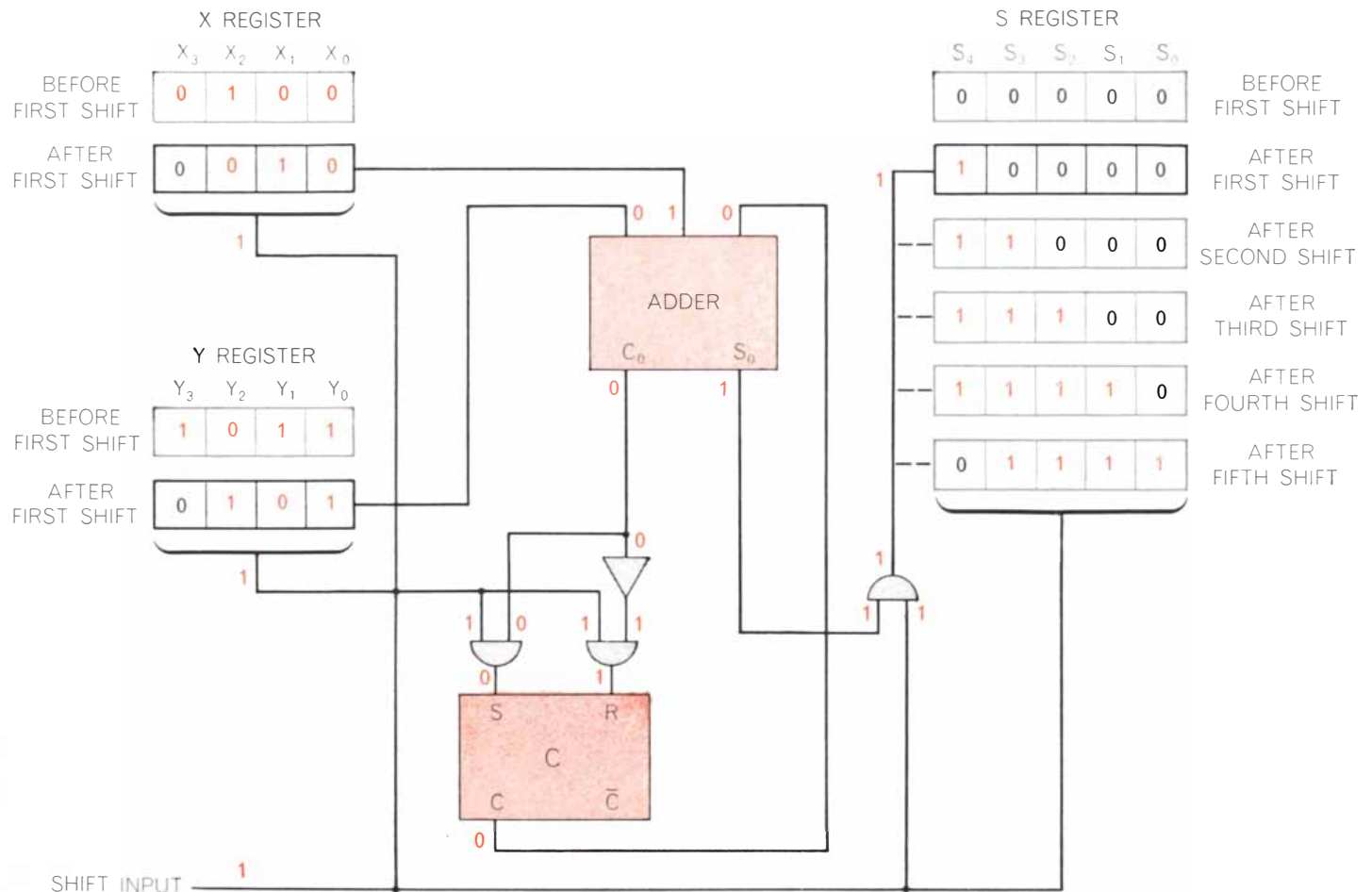
storage medium in computers, I shall describe magnetic memories somewhat more fully. The high-speed random-access memory in a typical computer is generally provided by a three-dimensional array of about a million tiny magnetic cores, or rings, each of which can

store one bit of information. The cores are threaded on a network of fine wires that provide the means for changing the magnetic polarity of the cores; the polarity determines whether a particular core stores a 1 or a 0. The cores are made of ferrite, a ferromagnetic ce-

ramic. Highly automatic methods have been devised for forming, firing, testing and assembling the cores into memory arrays. In early magnetic-core memories the cores had an outside diameter of about a twelfth of an inch and cost about \$1 per bit of storage capacity. The cycle time of these memories (the minimum time from the beginning of one access cycle to the beginning of the next) was in the range of 10 to 20 microseconds.

As the art has developed, the size of the cores has decreased, the cycle time has decreased and the maximum capacity has increased. The cores in most contemporary computers have a diameter of a twentieth of an inch; cycle times are between .75 microsecond and two microseconds. The fastest core memories have cores less than a fiftieth of an inch in diameter and cycle times of less than 500 nanoseconds (half a microsecond).

The essential requirement of a material for a random-access magnetic memory is a particular magnetic characteristic that allows a single element of



**FOUR-DIGIT SERIAL ADDER** uses only one adder like the one shown at the top of the preceding page but requires three shift registers and a flip-flop to pass along the carry-out of each addition. Each register has an input from the terminal called SHIFT. At the

shift signal each register shifts its contents one bit to the right. Simultaneously the digits shifted out of the X and Y registers enter the adder, together with the input-carry from the C flip-flop. Five shift signals are needed to add two four-digit binary numbers.







a large array of elements of the material to be stably magnetized in either of two directions. Early in the 1950's it was discovered that certain thin metallic films also have this characteristic [see illustration on page 74]. The constant dream of computer designers since this discovery was made has been the development of a practical large-capacity memory that can be constructed directly from bulk materials without fabrication, test or assembly of discrete components for individual bits. Many geometries for thin-film memories, including flat films and films deposited on wires or glass rods, have been devised. Some film memories are in service and many more will be used in the future. It is anticipated that there will be dramatic reductions in the cost of random-access memories over the next few years.

In another widely used memory technology a thin film of magnetic material is deposited on some surface such as a plastic tape or card, or a metallic drum or disk. This magnetic surface is moved with respect to a head that can produce or detect patterns of magnetization in the magnetic film; the patterns are of course coded to represent the binary digits 1 and 0. The film for magnetic recording usually consists of finely ground iron oxides bonded together and to the surface by a small amount of organic binder. For magnetic drums and disks the magnetic medium often consists of a metallic film of a nickel-cobalt alloy.

Magnetic tape about a thousandth of an inch thick, half an inch wide and up to 2,400 feet long per reel has provided the main bulk information store for many years. Tape systems have reached a high state of development: they are able to transport the tape past the head at a rate of more than 100 inches per second and to start or stop the tape in a few milliseconds. Six or eight bits are usually written across the width of the tape; it is common for 800 of these six-bit or eight-bit groups to be written per inch along the tape. A current trend in information-processing systems is toward using tape for dead storage or for transporting data from one location to another. Magnetic recording devices with shorter random-access times are taking over the function of active file storage.

Storage devices with a capacity of a few hundred million words and an access time of a few seconds or less are just beginning to be delivered. These devices employ a number of magnetic



EVOLUTION OF CIRCUITS is reflected in these close-ups showing the central processing units in four generations of computers. UNIVAC I (*top*), the first large commercial electronic computer, used vacuum-tube logic circuits. The first model was delivered to the Bureau of the Census in 1951. International Business Machines' Model 704 (*second from top*) was a widely used large-scale vacuum-tube computer with a magnetic-core memory. The first 704 was installed in late 1955. In 1963 IBM delivered the first 7040 (*third from top*), a typical transistorized computer using discrete components. The Spectra 70/45 (*bottom*), recently delivered by the Radio Corporation of America, represents the latest generation. It uses monolithic integrated circuits similar to the one shown at the top of the opposite page.

TYPE OF MEMORY	RANDOM ACCESS TIME (MICROSECONDS)	INFORMATION TRANSFER RATE (BITS PER SECOND)	CAPACITY (BITS)	COST (DOLLARS PER BIT)
INTEGRATED CIRCUIT	$10^{-2} - 10^{-1}$	$10^9 - 10^{10}$	$10^3 - 10^4$	10
TYPICAL CORE OR FILM	1	$10^8$	$10^6$	$10^{-1}$
LARGE SLOW CORE	10	$10^7$	$10^7$	$10^{-2}$
MAGNETIC DRUM	$10^4$	$10^7$	$10^7$	$10^{-3}$
TAPE LOOP OR CARD	$10^6$	$10^6$	$10^9$	$10^{-4}$
PHOTOGRAPHIC	$10^7$	$10^6$	$10^{12}$	$10^{-6}$

COMPARISON OF MEMORY SYSTEMS shows a range of roughly a billion to one in access time and capacity and about 10 million to one in cost per bit. The spread in the rate of information transfer

is smaller: about 10,000 to one from the fastest memories to the slowest. Integrated circuit memories (similar to logic circuits) and photographic memories (for digital storage) are just appearing.




cards or tape loops handled by various ingenious mechanisms [see illustration on page 85].

In memory systems that use magnetic drums and disks rotating at high speed, the heads for reading and writing information are spaced a fraction of a thousandth of an inch from the surface. The surface velocity is about 1,000 or 2,000 inches per second. In early drum systems severe mechanical and thermal problems were encountered in main-

taining the spacing between the heads and the recording surface. In recent years a spectacular improvement in performance and reliability has been achieved by the use of flying heads, which maintain their spacing from the magnetic surface by "flying" on the boundary layer of air that rotates with the surface of the drum or disk. One modern drum memory has a capacity of 262,000 words and rotates at 7,200 revolutions per minute; it has a random-

access time of about four milliseconds and an information-transfer rate of 11.2 million bits per second.

Magnetic information storage is meeting competition from other memory technologies in two areas: where fairly small stores of information must be accessible in the shortest possible time and where ultralarge stores must be accessible in a matter of seconds. For the first task, which today is usually performed by magnetic cores and thin



MAGNETIC-CORE MEMORY has been the standard high-speed memory in computers for many years. A typical core memory plane is shown two-thirds actual size at the left; a portion of the plane is enlarged about 10 diameters at the right. This example, made by Fabri-Tek Incorporated, contains 16,384 ferrite cores, each a fiftieth of an inch in diameter.

THIN-FILM MEMORY made by Burroughs, which operates even faster than magnetic-core memories, is shown here actual size. An enlargement in color appears on page 74.

films, one can now obtain memories fabricated by the same techniques used to produce monolithic integrated circuits [see "Microelectronics," by William C. Hittinger and Morgan Sparks; SCIENTIFIC AMERICAN, November, 1965]. Such circuits, resembling flip-flops, can be built up from tiny transistors and resistors; scores of such elements can be packed into an area no more than a tenth of an inch square [see bottom left of illustration on page 85]. A memory of this kind can store about 100 words and have a random-access time of 100 nanoseconds. Although the present cost of such memories is a few dollars per bit, the cost will probably decline to a few cents per bit by 1970. Integrated-circuit memories have the drawback that power is continuously dissipated by each element (unlike magnetic elements) whether it is actively being read (or altered) or not.

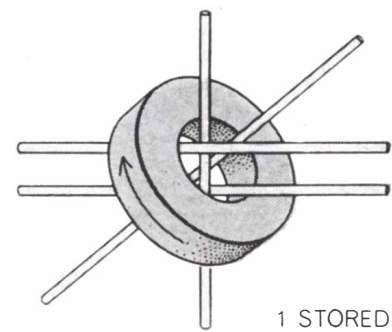
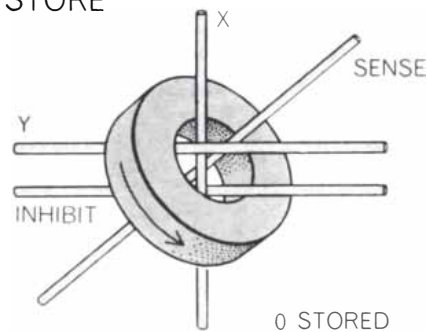
For very-high-volume storage and moderately fast access time, magnetic devices are being challenged by high-resolution photography. In these systems bits are recorded as densely packed dots on transparent cards or short strips of photographic film. During the next year or so several such systems will go into service; each will have a capacity of  $10^{11}$  or  $10^{12}$  bits and a maximum access time of a few seconds.

To combine rapid average access time and large storage capacity at a minimum cost to the user, computer designers have recently introduced the concept of the "virtual memory." Such a memory simulates a single large, fast random-access memory by providing a hierarchy of memories with a control mechanism that moves information up and down in the hierarchy, using a strategy designed to minimize average access time.

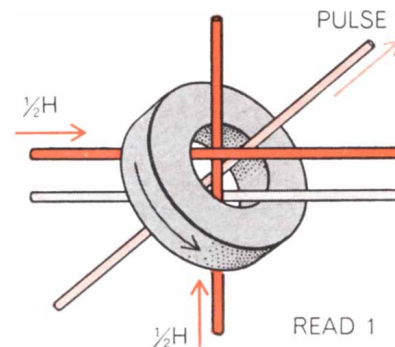
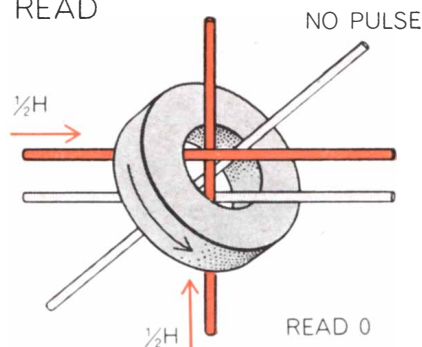
The logic and main memory of a very large modern computer contains nearly half a million transistors and a somewhat larger number of resistors and other electrical components, in addition to 10 million magnetic cores. In such a machine—or even in a smaller one with a tenth or a hundredth of this number of components—the matters of packaging, interconnection and reliability present very serious design problems.

The active circuit elements in early electronic computers were vacuum tubes. These computers encountered three major problems. First, the rate at which tubes failed was so high that in large computers the ratio of nonproduc-

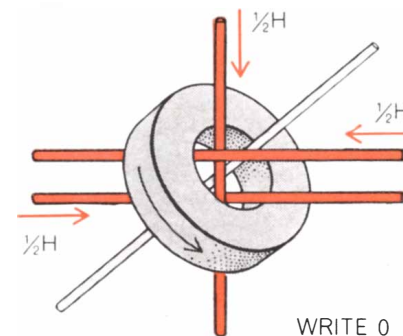
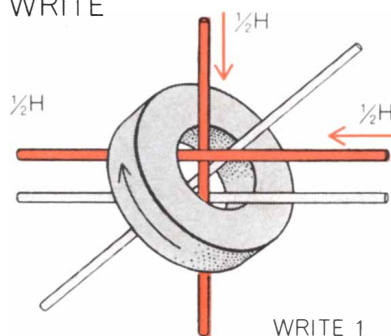
## 1 STORE



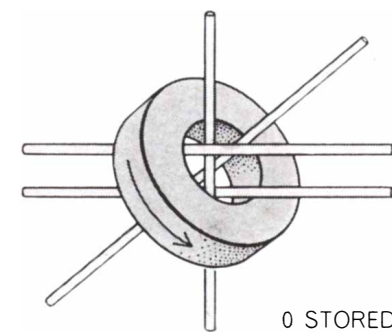
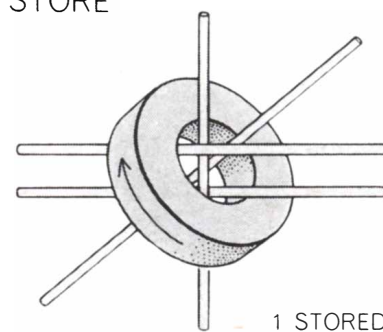
## 2 READ



## 3 WRITE



## 4 STORE



**OPERATION OF MAGNETIC-CORE MEMORY** involves switching the direction of magnetization, or polarity, of a ferrite core between two positions 180 degrees apart. One position is selected to represent 0, the other to represent 1. "Reading" and "writing" signals are carried on two wires (*X* and *Y*), each of which carries only half of the current ( $\frac{1}{2}H$ ) needed to change the core's direction of polarization. During the reading cycle the direction of current flow is selected so that the pulses reverse the polarity of a core that is storing a 1, with the result that a voltage pulse signifying 1 (light color) is created in the "sense" wire. No pulse emanates from a core that is storing a 0. During the writing cycle the flow in the *X* and *Y* wires is reversed. This reverses the polarity of the core and writes 1 unless an opposing current is coincidentally passed through an "inhibit" wire, in which case the core polarity remains in the 0 position. A typical memory will contain a million cores.



tive time was nearly prohibitive. Second, power consumed by vacuum tubes was so large that adequate cooling was extremely difficult to achieve. Third, the components were so large that the distances over which signals had to travel would have limited computer speeds to levels that today would be regarded as slow.

In 1948 the point-contact transistor was invented. It was small and used little power, but it was too unstable a device to replace the vacuum tube in large-scale computers. A few years later

the junction transistor was developed, but it was too slow. In 1957 the planar silicon transistor was invented. It provided high-speed transistors that were reliable and made possible the design of the present high-speed computers. Further development of the planar technology led to the monolithic integrated circuit, in which scores of components are created and linked together in a single tiny "chip" of silicon. A variation of this technique is used to create the integrated-circuit memories.

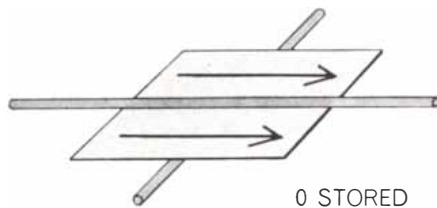
The integrated logic circuit, which is

just beginning to make its way into large-scale use for computers, contributes substantially to the solution of the three problems that beset the vacuum-tube computer and that were only partially solved by discrete transistors. An integrated circuit on one chip of silicon can have the logic capacity of several of the logic circuits described earlier. It occupies far less space and consumes less power than an equivalent transistor circuit. Its small size makes possible systems with higher speeds because the interconnections of the circuits are shorter. Reliability is increased because the interconnections are themselves reliable. Indeed, the reliability of an entire integrated circuit is expected to approach that of an individual transistor. The latest integrated circuits have a signal delay of only a few nanoseconds, and still faster circuits are being developed. However, the physical size of a computer's components, together with their interconnections, remains a fundamental limitation on the complexity of the computer: an electrical signal can travel along a wire at the rate of only about eight inches per nanosecond (two-thirds the speed of light).

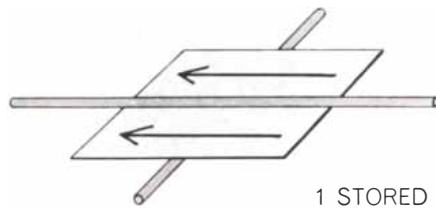
Computer technology has a way of confounding those who would predict its future. The thin-film memory, for example, has been "just around the corner" for more than 10 years, but the ferrite core is still the main element of random-access memories. Nevertheless, one can try to make certain predictions based on the situation at present. It now seems clear that integrated-circuit technology will soon produce circuits of great complexity at very low cost. These circuits will include high-speed memory circuits as well as logic circuits. Already one can get commercial delivery of a 100-bit register on a single chip of silicon that is a tenth of an inch in its largest dimension. It is my personal opinion that computer designers will be hard-pressed to develop concepts adequate to exploit the rapid advances in components.

Because computers built with integrated components promise to be much cheaper than present machines, one can expect significant changes in the comparative costs of information processing and information transmission. This in turn will influence the rate of growth of data-transmission facilities. Low-cost computers will also change the cost factors that help in deciding whether it is cheaper to do a job with human labor or to turn it over to a machine.

## 1 STORE

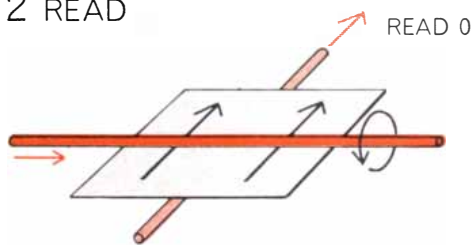


0 STORED

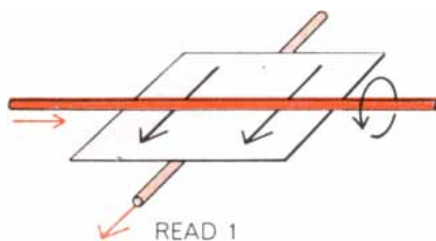


1 STORED

## 2 READ

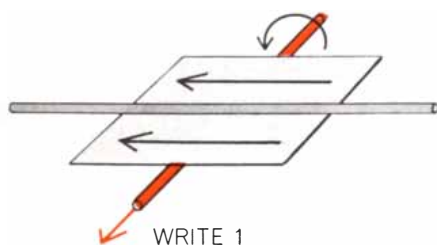


READ 0

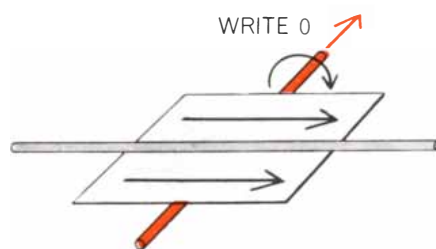


READ 1

## 3 WRITE

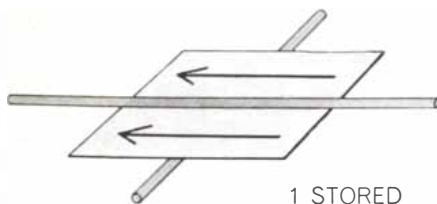


WRITE 1

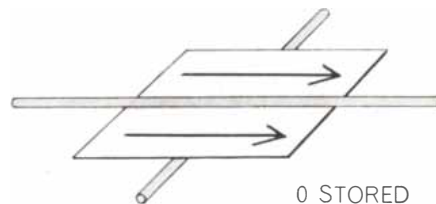


WRITE 0

## 4 STORE









1 STORED



0 STORED

**OPERATION OF THIN-FILM MEMORY** differs from that of a magnetic-core memory, illustrated on the preceding page. One difference is that the read-out for a 0 or 1 is determined by the polarity of the voltage pulse in the sense wire rather than by the presence or absence of a voltage. Also, in the thin-film memory reading and writing are performed by passing current through different wires. Finally, the change in direction of magnetization that induces a read-out pulse involves a rotation of only 90 degrees rather than 180 degrees.



VARIETY OF MEMORY SYSTEMS are based on magnetism, electronic circuitry and photography. Magnetic-drum memory (*top left*), built by Univac Division of Sperry Rand Corporation, provides access in 17 milliseconds to any one of 786,432 36-bit words or some 4.7 million alphanumeric characters. "Random Access Computer Equipment" (*top right*), built by RCA, stores information on 2,048 flexible plastic cards. The basic unit holds 340 million alphanumeric characters; the average access time is 385 milliseconds. Magnetic-disk memory (*middle left*), made by Control Data Corporation, provides access in 34 to 110 milliseconds to any one of

131.9 million six-bit characters. "Data cell" system (*middle right*), offered by IBM, stores data on 2,000 narrow strips of magnetic film. It provides random access in 175 to 600 milliseconds to 800 million bits of information. Integrated-circuit memory (*bottom left*) provides access to 16 bits of information in about .01 microsecond. This example is made by Motorola Semiconductor Products Inc. A new photo-digital memory (*bottom right*) has been devised by IBM to provide rapid access to memory files containing a trillion bits. A single film chip,  $1\frac{1}{8}$  by  $2\frac{3}{4}$  inches, can store several million bits of information; IBM is not yet ready to disclose the exact number.

# COMPUTER INPUTS AND OUTPUTS

The input-output system of a computer consists of the programs and devices that allow the machine and its user to communicate. Recently graphical devices for this purpose have evolved rapidly

by Ivan E. Sutherland

If a computer is to be useful, it must obviously be able to communicate with the outside world. Data and programs have to be put into the machine before it can do any work. The computer must record and store for later reference information it has processed. Answers must come out of the computer in some usable form. The programs, mechanical devices and electronic circuits that perform these essential tasks of communication constitute what is called the input-output system of the computer.

A fact easily lost from view as a computer performs its prodigies of calculation is that a man is the reason for it all. He gives the computer data and programs and uses the results. Hence an input-output system has to cater to human needs as well as those of the computer. The total process from human recognition of a need that can be met by a computer to human use of the computer's answer consists of four parts. First, the data required must be put into a form the computer can use. Second, someone must tell the computer what to do. Third, the computer must read the data, process them and write the answers. Fourth, the computer's answers must be put into a form people can use. Input-output equipment must be designed to make each of these steps as easy as possible.

Improvements in input-output technique can lead to improved performance in all four parts of the computing process. For the input of data it is obvious that new kinds of input equipment make it possible for computers to accept directly a wider variety of information. A case in point is the recent development of stylus devices, such as the "Rand Tablet," that enable the computer to interpret human sketching. These devices make it possible to put

diagrams and sketches into the computer without the time-consuming process of reducing them manually to numerical coordinates.

Secondly, and less obviously, the ability of the computer to accept a wider variety of input forms opens new ways of using such forms to specify what the computer is to do. For example, programming languages based on pictures rather than typed instructions may be much more convenient for specifying some processes of calculation to be carried out by the computer. Thirdly, improvements in the speed and organization of input-output systems can reduce computing costs. The "interrupt" systems I shall describe can reduce computing delays by allowing several input and output operations to proceed while computation is being done. Finally, new kinds of output equipment enable computers to produce output in more directly usable forms. A graph is often much more useful than a column of numbers.

Until fairly recently nearly all input-output systems in general use were designed to economize on the computer's time at the expense of some inconvenience to the user. The reason was the costliness of delaying computation, which was considered to be the computer's prime function, just to get data in and out. As a result of many years of work we have learned how to make input-output equipment operate efficiently from the computer's point of view.

Although care is still taken to operate computers efficiently, much more attention is now being paid to human convenience. Recent developments such as time-sharing [see "Time-sharing on Computers," by R. M. Fano and F. J. Corbató, page 128] and reductions in the cost of computing, console and display devices have given us an unprece-

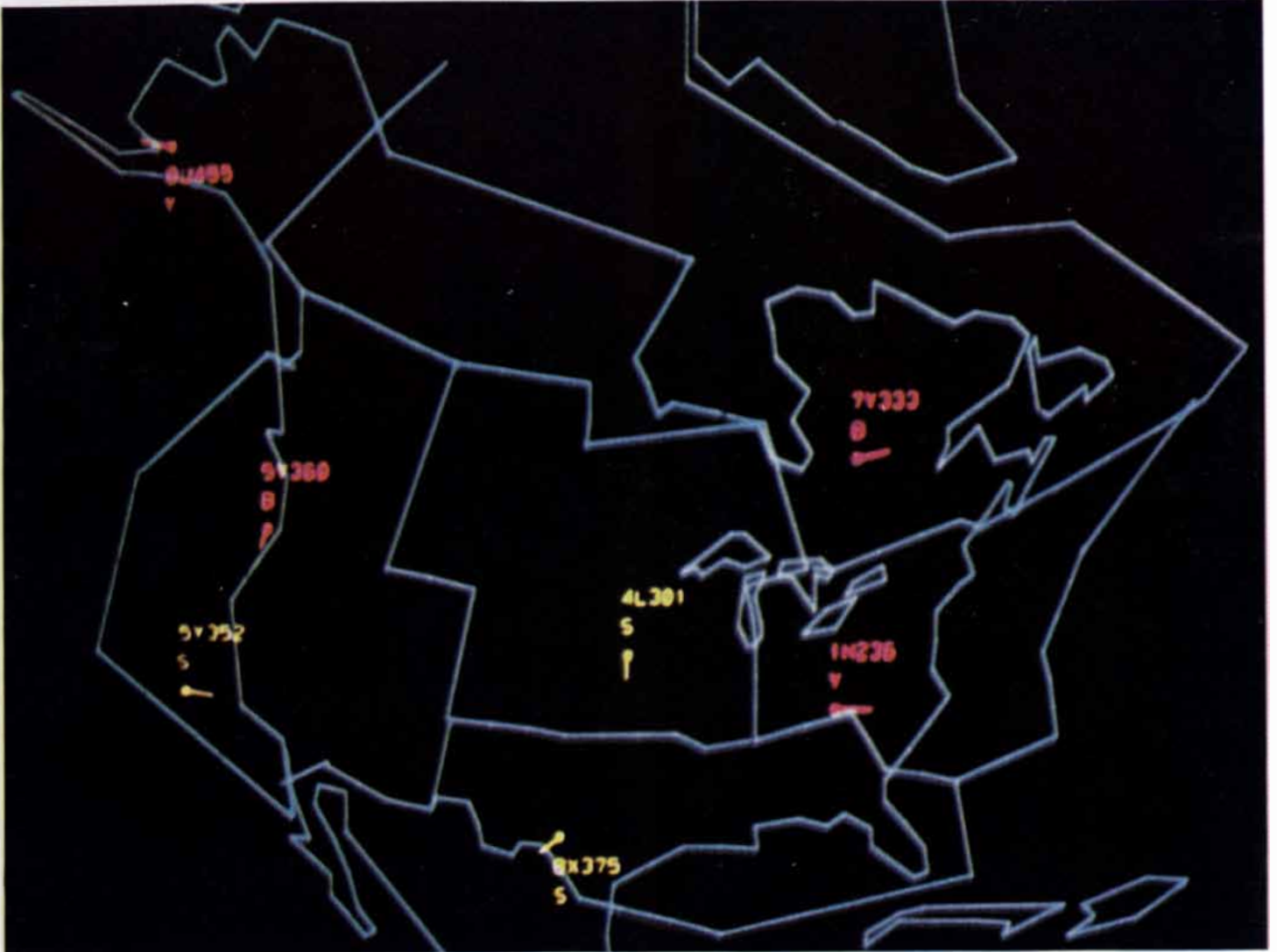
dent freedom in designing input-output equipment. New devices and programs, some of which will be discussed later in this article, are changing computers from hard-to-use consultants into ready tools to aid human thought. For the time being, however, these programs and devices are mainly experimental. First it would be well to consider input-output as it is generally practiced today.

Different computer installations have quite different collections of input-output devices, even though the installations may have the same type of computer. The particular complement of input-output equipment depends on the purpose of the installation and is a strong factor in determining its price. A typical computer installation might have a card-reader, several magnetic-tape units, a typewriter and a high-speed printer. Information prepared on punched cards is entered into the computer through the card-reader. The magnetic-tape units provide the computer with storage for intermediate results. They can also provide for long-term storage of information and, by the transfer of tapes, for communication with other computers. The typewriter can be used for the output of short mes-

**CONTROL CONSOLE** of a computer representative of the most recent generation of computers is much simpler in appearance than the large panels of some earlier machines. This is the console of a Control Data Corporation 6600 computer at the Courant Institute of Mathematical Sciences at New York University. The keyboard is for input of instructions; the cathode ray tubes display (*left*) data from the computer's core memory and (*right*) the status of the seven problems the computer can handle at once.

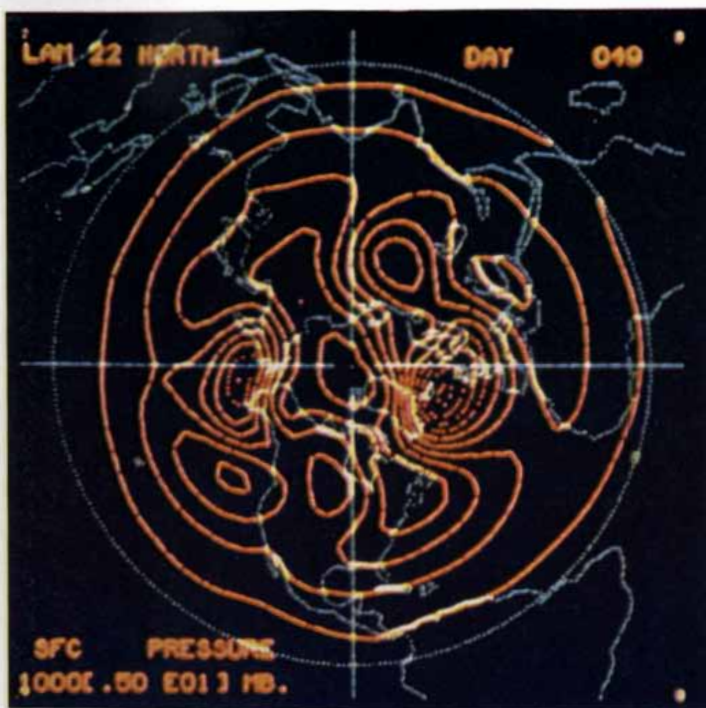







MILITARY DISPLAY at the Combat Operations Center of the North American Air Defense Command (NORAD) can be generated by computer in 10 seconds and projected in seven colors on

an area 16 feet by 12 feet. Here blue lines show continent and special subdivisions; other colors designate aircraft positions. The equipment for the display was made by the Burroughs Corporation.



SCIENTIFIC DISPLAYS were produced by computer at the Lawrence Radiation Laboratory of the University of California. Orange contours on meteorological map at left are surface air pressure.



White lines at right are explosion shock traveling through a block of metal; orange lines are maximum stress. Computer generated black-and-white diagrams that were used to make a motion picture.

sages, such as one instructing the operator to mount a particular reel of tape. It can also be used by the operator to signal when computations should start, for instance when he has finished mounting the tape. The printer provides for the output of results.

The typical pattern of card-reader, magnetic tapes, typewriter and printer varies when there are special needs. Many installations have card-punches in addition to card-readers. Some low-cost computing systems use punched paper tape instead of cards, substituting tape-readers and tape-punches for card equipment. An array of magnetic disks, usually called a file, is sometimes used with or instead of magnetic tapes.

Switches and lights are often used at the console instead of a typewriter for control by the operator. Some computers drive more than one printer. Others operate entirely without printers, depending on auxiliary computers to print from magnetic-tape output produced by the master computer.

All the input-output devices connected to computers have been designed to run as fast as possible. They seem, when running, to consume or produce information at a prodigious rate. A fast card-reader reads about 1,000 cards per minute; it seems to speed through the pile of cards like a power saw cutting through wood. Similarly, printed pages come out of an output printer much faster than one can read them. Even a computer typewriter, one of the slowest of the input-output devices, types far faster and more accurately than a skilled human typist.

Nonetheless, the speed of such input-output devices is slow compared with that of a modern electronic computer. To see just how slow their operations are from the computer's point of view, let us imagine slowing down an entire computer system a millionfold. Instead of performing a million operations per second, our slowed-down computer will perform at a more human pace: one operation per second. In the slowed-down model a computer typewriter that normally types 10 characters per second would type about one character per day! To put it another way, a computer receiving input from a fast typist is much like a man getting one new character of a telegram each morning.

Most input-output devices are faster than typewriters, but because nearly all of them have mechanical parts they cannot approach the speed of the electronic computer. A computer printer that can print 1,500 lines per minute, each with 132 characters, would accept

a new character every five minutes in our millionth-speed model. Magnetic tape that accepts about 100,000 characters per second would accept a new character every 10 seconds. Since it takes about two milliseconds to start or stop a tape in ordinary computer operation, however, it would take the tape unit in the slowed-down model half an hour to deliver its first character. On the other hand, some input-output devices (microsecond clocks, very-high-speed magnetic drums, cathode-ray-tube displays and converters that change data such as voltages into digits) can work as fast as electronic computers. Thus the difficulty of coordinating input-output processes with computing is not only that some input-output devices are extraordinarily slow compared with the speed of computers but also that the range of input-output speeds is very large.

Another difficulty is that the computer must be able to accept information from input devices and deliver information to output devices promptly on demand. Promptness is required because many input-output devices, once they are started, cannot be stopped quickly. For example, once a magnetic tape has started moving, new characters will come from it at regular intervals whether or not the computer accepts them. The inertia of the tape is too great to permit starting and stopping for each character. If the computer fails to accept a character before the next one arrives, information will be lost.

Although the computer must be able to handle each piece of information promptly, it can hardly afford to stand by idly. Modern computers are very costly, and each second they wait for input or output equipment to function corresponds to hundreds of thousands of irretrievably lost computations. Much of the complexity of modern computing systems arises from the desire of the designers to avoid unnecessary waiting for input and output. A well-designed modern computer can operate half a dozen or so input-output devices concurrently and do useful computation in the time left over. This is a juggling act of colossal proportions. Developing the computer hardware and programs to realize it has been a major task.

Most of the early computers lacked the hardware that makes efficient input and output feasible. A typical input-output system consisted of a few special instructions. They enabled a program to select and activate an input-


output unit, transfer data to or from it and determine if it was ready for another transfer of data. With only these simple instructions it was easy to write a crude input-output program but nearly impossible to write an efficient one. The input-output programs in common use wasted the time between successive transfers of data in a "waiting loop," a set of instructions in which the computer asked repeatedly if the input-output unit was yet ready for another transfer of data. An efficient input-output program would have provided for useful computation in the time between data transfers.

In the early computers computation between inputs or outputs of information could be done only if the instructions for input-output and those for computation were carefully interwoven. The programmer faced a dilemma. To obtain maximum efficiency he had to provide for as much computation as possible between transfers of data. If he allowed too much computation, however, input-output data would be lost. Writing an efficient program required a detailed knowledge of the timing of both the input-output operations and the computation. Since each new computation program presented its own special timing problems, every program required its own careful interweaving of input-output and computation. It was impossible to write, once and for all, an independent program to accomplish efficient input and output. The only independent input-output programs possible were the crude, time-wasting kind. Programmers either used inefficient input-output routines or faced the long, irksome task of interweaving input-output and computation.


The beauty of today's input-output systems is that they not only enhance efficiency but also provide for a clean separation of input-output programs from computation programs. It is this separation that enables programmers to use the full capacity of the modern computer.

The basic hardware required for efficient use of input-output equipment is the system of devices called the "program-interrupt." This hardware serves the computer as a kind of doorbell that signals the arrival of any important piece of information. When an input-output unit is ready to transfer data, it sends a signal to the interrupt hardware, which causes the computer to suspend whatever it was doing and execute instead a totally independent input-output program located somewhere else in its memory. The input-output






**INPUT DEVICE** in common use with computers is a card-reader, by means of which the computer "reads" data coded on cards with perforations. A typical card-reader, such as this one made by the Control Data Corporation, can handle about 1,000 cards a minute.



**RAND TABLET** represents a new generation of input devices that make the use of a computer easier by accepting the direct input of drawings. It has a sheet of Mylar etched with 1,024 copper lines on each side. Each line receives a unique series of electric pulses; they are coupled capacitatively through the stylus to tell the computer where the stylus is.



**LIGHT PEN** is another device that can put drawings into a computer. The pen contains a photocell that responds to spots of light displayed by a computer on a cathode ray tube. The pen has two uses: pointing at parts of a picture and (with a tracking program) drawing.

program transfers the data and then returns the computer to its former activity [see top illustration on page 94].

Program-interrupt hardware provides many advantages. Because it can interrupt a computation at any time, demands for input and output receive the prompt response they require. The input-output program runs efficiently because it is activated only when it is actually needed. Most important of all, efficient handling of input-output transfers no longer requires any complicated interweaving of computation and input-output instructions. Computation programs can now be written without regard for the input-output activities that may be under way simultaneously.

If several input-output units are connected to a computer, many interrupt signals can be generated at once. The priority to be given to these demands for service is usually designed into the interrupt hardware. Faster input-output equipment is generally given a higher priority. Units that operate at irregular intervals may get a lower priority if they can be made to wait; in this way they do not break the pace of synchronous units. Computation itself is given the lowest priority because it can nearly always wait. Computation takes place only when no interrupts are being processed, which usually turns out to be most of the time.

Most input-output interrupts result in the transfer of just one piece of information to or from the memory. Such an operation is described as one memory cycle. Often additional memory cycles are required to control the transfer. Some computers contain special hardware that processes each of the frequent but simple transfers of data in only one memory cycle. Such a unit, called a "data channel" or "memory-snatch" system, takes a single memory cycle away from calculation whenever an input-output device is ready [see bottom illustration on page 94]. A data channel or memory-snatch incorporates a pointer that is changed after each transfer, so that successive data are put into or taken from successive locations in the memory. It also contains a counter, so that only a specified number of transactions can take place automatically. Data channels are useful for very-high-speed tape and disk units that transfer new information every few memory cycles.

Although different types of computers use different kinds of interrupt systems, nearly every computer now being manufactured has some form of pro-

gram-interrupt. Larger systems with fast input-output equipment usually include at least one data channel. Since it is uneconomical to interrupt the largest computing machines even momentarily for input-output, they are often directly coupled to a smaller computer that does their input and output for them. Since input-output operations rarely require sophisticated arithmetic, this separation of calculation and input-output is becoming more common.

Most computers are delivered with a tape containing a comprehensive program (called an "operating system" or "executive") to do their input-output operations. The operating system should take care of all details of timing, running several input-output programs at the same time and dealing with correctable failure in the input-output equipment. Viewed through a well-designed operating system, input-output equipment is fast, accurate, economical of computer time and easy to use.

In addition to using the program-interrupt hardware to handle input-output operations efficiently, the operating system provides for the scheduling of jobs and the allocation of input-output and

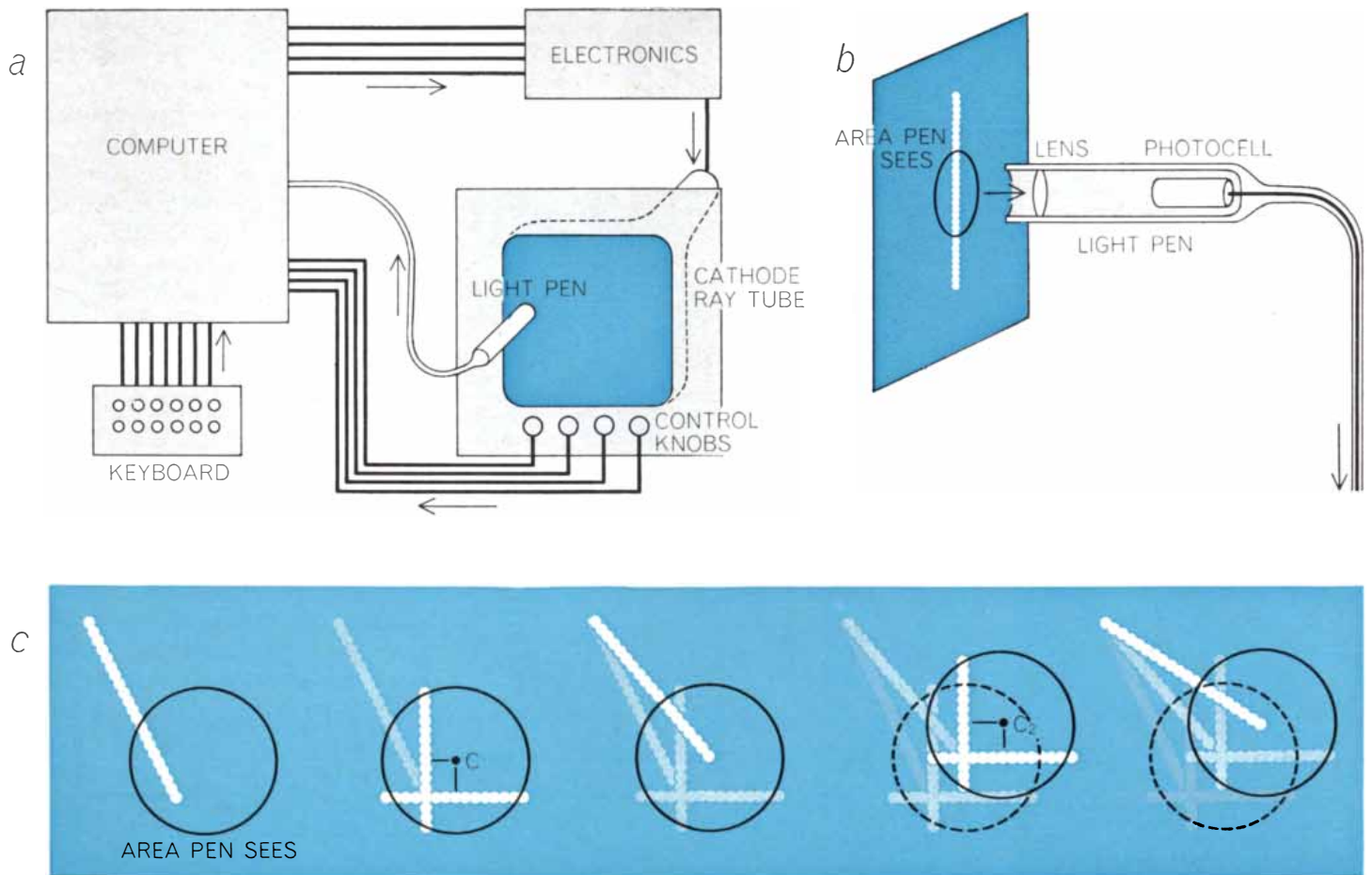
memory resources. Without an effective operating system a modern large computer is almost useless. In fact, operating systems are so important that they are usually covered in the specifications for a computer; failure of a manufacturer to deliver a suitable operating system on time usually results in a heavy financial penalty. The task of preparing a good operating system is substantial. Writing a new operating system is roughly equivalent in complexity to designing a new computer.

The operating system enables relatively unskilled programmers to utilize the parts of the computer they need without concern for details of timing, interference from other users or malfunctioning of equipment. For example, a user's program that requires the printing of data can call on a part of the operating system to perform the output. When asked to print, the operating system will accept responsibility for the data to be printed and will return control to the user program. If the printer is free, the operating system may begin to print the data at once. The user's computation program will proceed, interrupted from time to time when the

printer actually requires transfers of data. If the printer is not free, the operating system may choose to put the data on magnetic tape for later printing. In this case too the user's computation will proceed, interrupted from time to time for data transfers. The operating system may check the information written on tape for accuracy. Should an error be found, the operating system will rewrite the information correctly.

All the complex activities of the operating system are accomplished by processing interrupts. The user for whom these processes are carried out has no need to be concerned with the details of the processing; indeed, he is quite unaware of them. Needless to say, the highly skilled system programmers who write operating systems must have an intimate knowledge of the input-output equipment and program-interrupt hardware involved.

Although the input-output programs and hardware described here solve the timing problems of using input-output equipment, they do little to assist in specifying the format of the



TWO USES of a light pen are pointing and drawing. Pointing ("a" and "b") tells a computer which parts of a drawing to erase or move. Drawing (c) is done with a tracking program. Here, to move the end of a line, the operator points at the end and pushes a

"move" button; the computer follows the pen by displaying cross-like arrays of spots 100 times a second. Each time, the computer ascertains the outer vertical and horizontal spots seen by pen, computes position of pen's center and redisplay line to end there.

information transferred. The format in which information appears outside the computer is usually very different from that of the information inside. Humans want to see decimal numbers; computers normally use binary numbers. Humans want dollar signs, decimal points, separately printed units and separately printed exponents; computers just deal with numbers. Specifying the desired format for input-output information is an important part of any programming job. Converting information to and from the specified format is an essential function of the computer.

The specification and conversion of format are well understood for ordinary scientific and business computation. Formats consisting of columns of numbers with headings, convenient spacing and suitable units are easily specified through the "compilers" that most programmers use to help tell the computer what to do. Simple statements enable the programmer to describe each line he wants printed. For example, a format statement such as `FORMAT (1H1, 4F10.3, 5H FEET)` would be interpreted by the computer as follows: 1H1, start a new page; 4F, print four numbers in decimal notation; 10.3, use 10 columns for each number and give three places after the decimal point; 5H, put the

unit designation "feet" at the end of the line. Most compilers make it easy to print numbers as integers, as decimal fractions with a specified number of places before and after the decimal point or in scientific notation, such as  $11.73 \times 10^6$  (which comes out 11.73 E6 in computers that cannot print superscript). In addition the computer can print comments, units and titles either from internal data or by copying part of the format statement.


Fairly simple formats serve for the large bulk of computer inputs and outputs. They are well matched to the limited capacity of the common output printers. Since most printers can print only capital letters, numbers and a few punctuation symbols, no great complexity of format is required. Most users of computers have become accustomed to receiving columns of numbers as the output from their computations. Research now under way, however, has shown that less common input-output devices and more complicated format-control tools for them can make much more useful forms of input and output possible.

We are beginning to recognize that it is not enough for a computer to calculate and print an answer. The answer

is useful only when it leads to new human understanding. Diagrams, drawings, graphs and sketches are essential tools for human understanding in many scientific and technical fields. All too often users of computers have been forced to convert pictures into numerical coordinates before giving them to a computer and to convert columns of numerical answers back into a picture or graph before understanding the answer. The time it takes a man to do the conversion keeps him from trying many examples; in some cases it may even cause him to lose sight of what it was he wanted. If the computer can accept information in the form most natural for the man and produce answers in the form he can most readily understand, it can be much more useful to him. The difference is readily apparent if one considers that a single straight line flashed on a display tube in one or two milliseconds might require 15 minutes of typed output to give the coordinates of the 1,000 or so points making up the line.


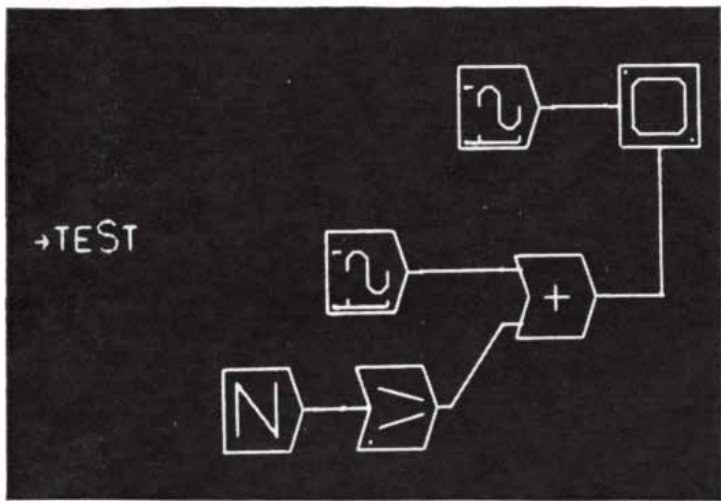

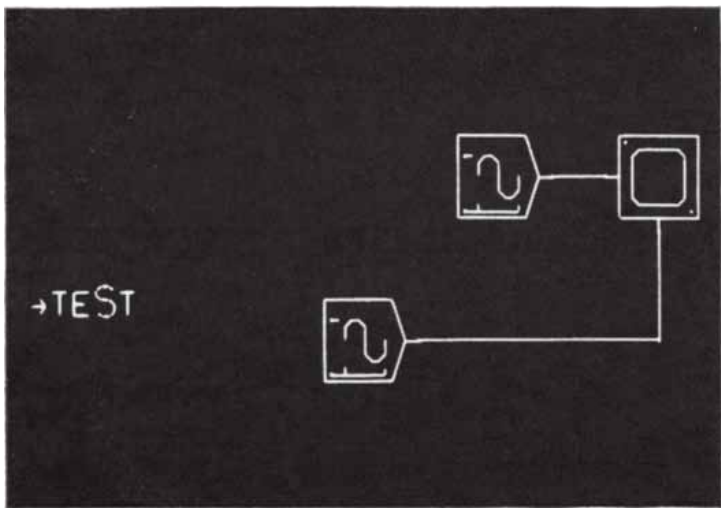
During the past few years several experimental systems have been built that rely on diagrams rather than printed or typed numbers as a medium of communication between a computer and its user. These systems have shown that proper use of graphical input-output equipment can produce a substantial increase in a computer's ability to aid human understanding of complex phenomena. In one such system, developed by Cyrus Levinthal at the Massachusetts Institute of Technology, protein molecules are shown in perspective [see "Molecular Model-building by Computer," by Cyrus Levinthal; *SCIENTIFIC AMERICAN*, June]. The effects of various assumptions on the shape of the molecule can be observed directly. In another system, devised by E. E. Zajac of the Bell Telephone Laboratories, the tumbling motion of a simulated satellite was recorded on motion-picture film. Engineers viewing the film were able to decide why the actual satellite's stabilizing system failed to work. Such demonstrations have hastened the development and application of computer systems that can accept and give graphical information.

The basic hardware for graphical output is the cathode-ray-tube display, known around computer installations as the CRT display. Such a display contains a cathode ray tube and some electronic devices that enable a computer to control it. When given a set of coordinates by the computer program, a simple cathode-ray-tube display will flash the



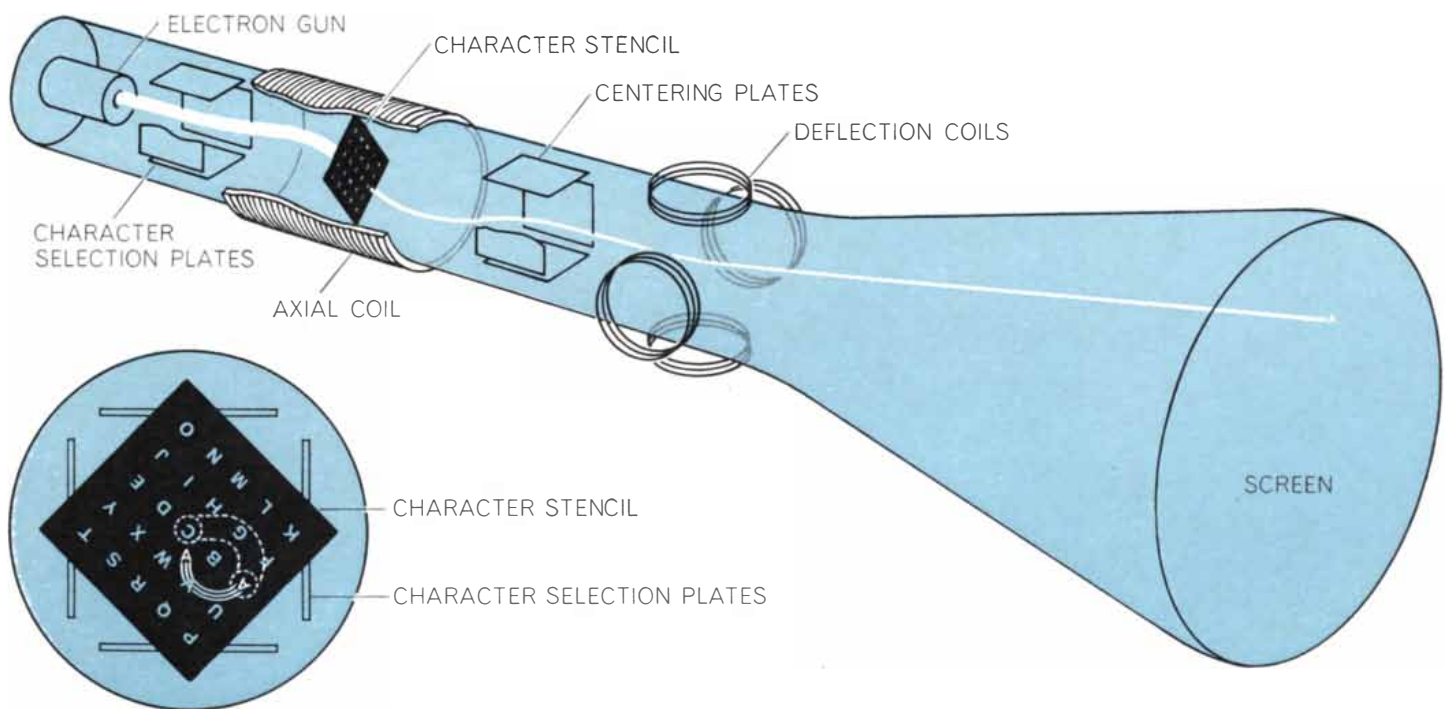
**OUTPUT DEVICE** in common use is a chain printer, which takes its name from the fact that the type is on a rapidly moving chain. This printer, which is made by the International Business Machines Corporation, produces 1,100 lines of 132 characters each per minute.





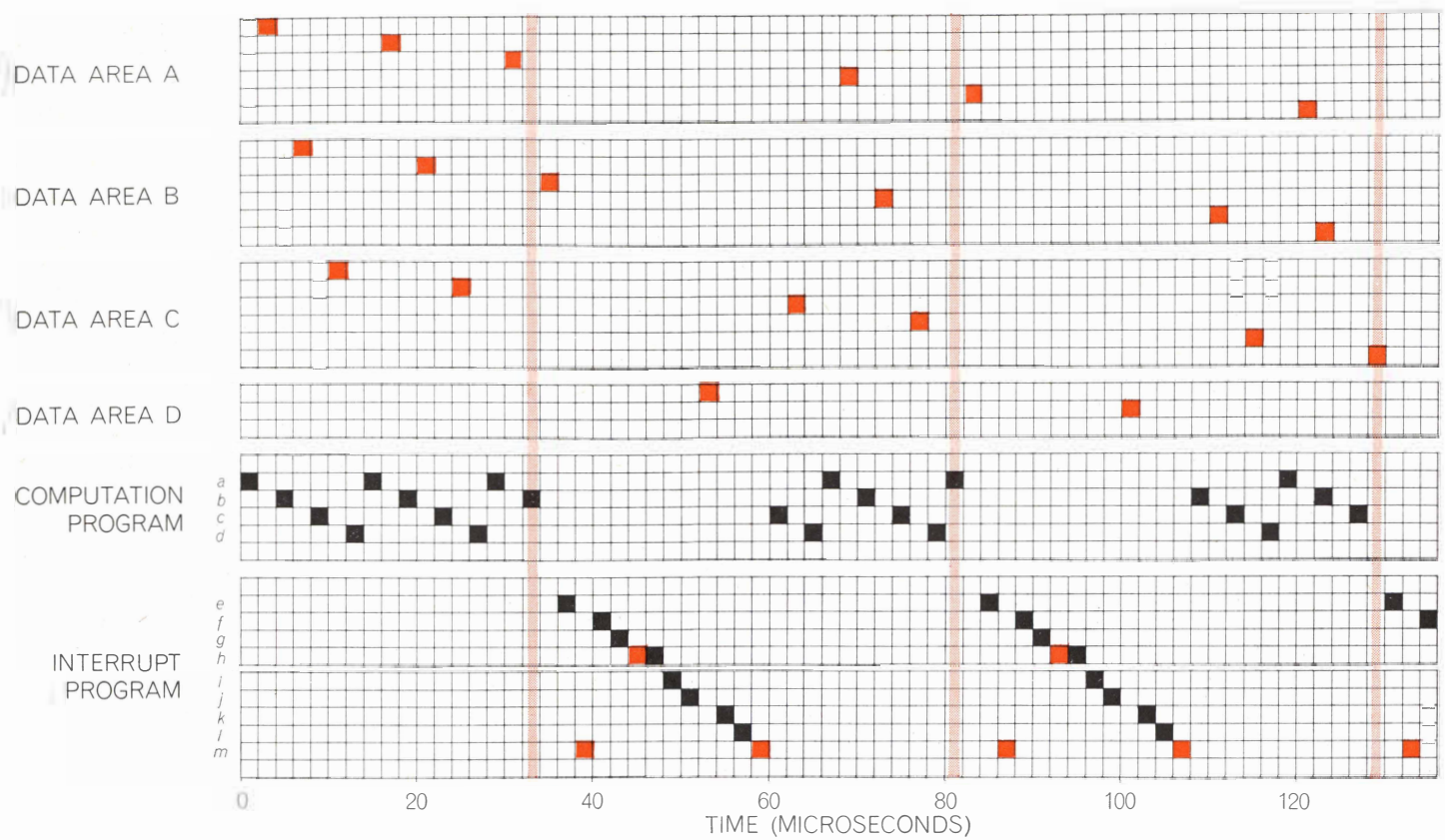
PICTURE INPUT AND OUTPUT on a computer, using a cathode-ray-tube display, are demonstrated with a program written by William R. Sutherland of the Massachusetts Institute of Technology's Lincoln Laboratory. At top left a light pen has been used to position predrawn circuits on the tube and to draw "wires" connecting

them. Diagram instructs computer to simulate two sine-wave generators connected to an oscilloscope; the frequency and amplitude of the generators were specified on a typewriter. The resulting output is Lissajous figure at top right. At bottom the addition of a noise generator (*N*) and an attenuator (*slanting bars*) modifies output.



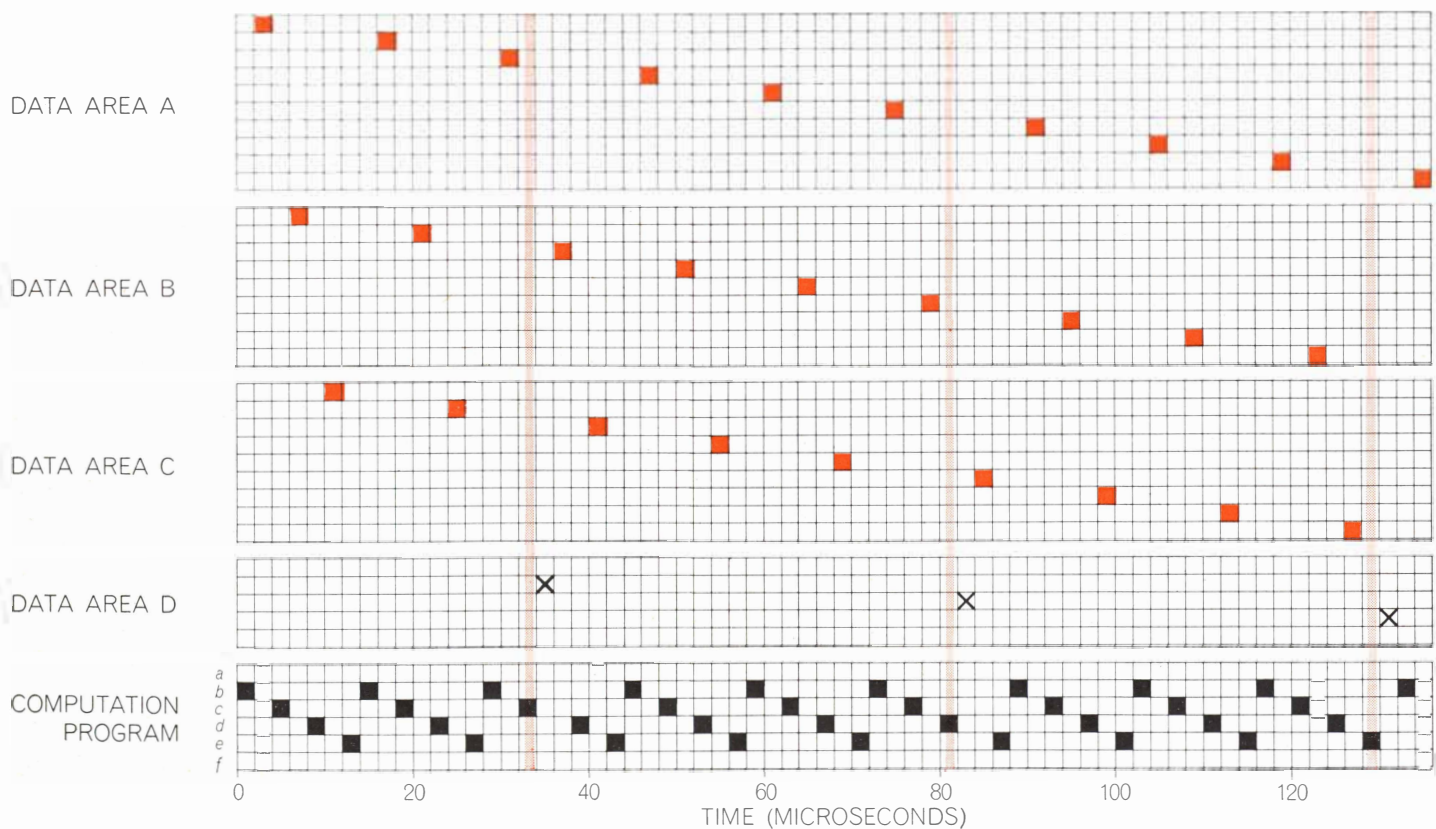
CATHODE RAY TUBE is equipped to print letters and symbols in a computer's output display. A broad beam of electrons emerging from the electron gun passes through electrostatic plates that deflect it toward the desired part of a stencil bearing the characters. In this

case the beam is directed through the letter *A*; it is recentered in the tube by the centering plates and then deflected to the desired place on the display tube by the deflection coils. During passage through the tube the beam makes a three-quarter helical turn.



**PROGRAM-INTERRUPT SYSTEM** stops a computation while a computer deals with the input or output of data. Each square represents a memory cell of the computer; when such a cell is used to instruct the computer it is black, and when a cell is used for the storage or retrieval of data it is in color. In this program the com-

puter is adding pairs of numbers and storing the sums. Periodically (*colored bands*) the computation program receives a signal from an input or output device; computation is then interrupted while the computer goes through the steps (*e-m*) required to deal with the input or output of data. Thereafter the computing is resumed.



**"MEMORY-SNATCH"** is similar to a program-interrupt except that each input or output of data takes only one memory cycle (*X*) and so computing is interrupted for shorter periods. In the program-interrupt system control of the computer passes to the interrupt program during the input or output transaction; in the memory-

snatch, whenever an input or output unit is ready to transfer data, the single memory cycle immediately after the input-output unit's signal is used to put the datum directly into the computer's memory (*area D*) and computing then proceeds. The computing in these examples has been made simple for illustrative purposes.

completing spot on its face. Complete pictures including lines, curves and letters can be made up out of thousands of individual spots. Because the display is entirely electronic, it can work very fast; a single spot may take only a few microseconds to show.

This process has its limitations. The more elaborate the picture, the longer it takes the computer to compute the coordinates of all the thousands of spots in the picture. For this reason some displays have circuits that can paint straight lines on the display face automatically, thus eliminating the need for a program to compute coordinates for all the spots on each line. Since computer output usually contains some letters and numbers, many displays contain character-generating hardware that will cause a letter or number to appear on the display screen automatically. The character is formed either by passing the cathode ray through a letter-shaped mask or by electronically manipulating the beam to paint the letter [see bottom illustration on page 93]. Display hardware for generating various conic sections automatically is now being developed.

Making good use of cathode-ray-tube display equipment often requires quite complex programs. The few installations that now make extensive use of such displays have built up libraries of programs for producing a variety of display formats. Programs for producing bar graphs, contour plots, scatter diagrams and a wide variety of other useful formats are separately available. If the format desired does not fit one of the available forms, careful individual programming of the new format is required. It is fairly easy to program simple formats such as graphs, but it is considerably more difficult to get all the labels, scales and notes in the right places.

Some output formats are quite difficult to achieve. An adequate view of a solid object, for example, must have hidden lines removed [see illustration on next page]. It is easy to write a program that can compute the apparent position of each part of an object from the shape of the object and the desired viewing angle. It is very much harder to write a program that can decide which parts to omit to make the object look solid; moreover, the task of elimination takes much more time than the simple transformation of coordinates. Similarly, it is difficult to program a computer to place the parts of a drawing wisely so that its topology will be clear. For these reasons output plots of family trees, simplified circuit dia-

grams, organization interaction diagrams and the like are rare.

With suitable attachments a cathode-ray-tube display can also be used as an input device. Since the parts of a picture displayed on a cathode ray tube are "painted" on the tube face one after another, a photocell placed where light from a part of the tube can fall on it will respond when it detects light. The computer can tell what the photocell saw by noting when it responded.

In one arrangement the photocell and cathode ray tube are used as a scanner: the photocell is placed behind an exposed film on which is recorded some data such as the tracks of nuclear particles. The computer can then read the data from the film by noting which displayed points are hidden from the photocell by opaque parts of the intervening film. Scanners of this type are now manufactured commercially for converting data from photographic to digital form, so that the computer can make the desired calculations. These scanners are proving to be a boon to physicists who need to scan hundreds of thousands of frames from a bubble chamber to find a single significant event.

Picture input through scanners requires more complicated programs than picture output. Although a cathode-ray-tube scanner can tell a computer which parts of a photograph are opaque, a complicated program and a good deal of computer time are necessary to convert that information into a simple usable fact. Lawrence G. Roberts of the Lincoln Laboratory of M.I.T. wrote such a program for recognizing solid objects from photographs. Roberts' program demonstrated its ability to recognize simple plane-faced objects by drawing additional views of them. Although the computer required only a few seconds to read prerecorded picture data from tape, it took several minutes (an enormous amount of computing time) for the computer to make sense of the data. Pattern-recognition programs such as Roberts' and those used in analyzing the tracks of nuclear particles must be written on an individual basis. Because of this exacting requirement picture-scanning input is economical only experimentally or where there are large bodies of data to process.

The stylus-photocell arrangement called the light pen can be used to make the cathode-ray-tube display serve for the manual input of sketches and diagrams [see illustration on page 91]. For this purpose the photocell is placed in a

small hand-held tube. Since the photocell responds only when light from some part of the cathode-ray-tube drawing falls within its limited field of view, it can tell the computer which part of a drawing its user is pointing at. With an appropriate feedback program a light pen can also be used to enter position information into the computer. Other stylus input devices that detect the position of the stylus through electric and magnetic-field effects can serve a similar function. Some of these, such as the Rand Tablet (developed by Thomas O. Ellis of the Rand Corporation), provide the computer not only with position but also with a "pencil down" indication; that is, the device signifies to the computer not only the position of the stylus but also whether or not the user is pressing it down. The "pressing down" signal can be used to signify lines that are to be retained in the computer.

In a drawing system based on input from a stylus the computer interprets motions of the stylus and instructions given by the operator through push buttons or a typewriter keyboard; from these data the computer constructs a drawing in its memory. The program displays the growing drawing on a cathode-ray-tube display [see top illustration on page 93]. Unlike an ordinary pencil, the stylus itself does not make any direct mark on the display. The computer is placed, in effect, between the "point of the pencil" and the "paper." Because the drawing is built directly in the computer's memory, no complicated pattern-recognition programs are required. A stylus-input device therefore provides a convenient method for getting diagrams, circuits, geometric shapes, chemical symbols and other pictorial data into a computer.

Such a drawing system is very different from ordinary drawing with pencil and paper. Because the computer is placed between the "point of the pencil" and the "paper" it can assist in every step of drawing. For example, the computer can display lines as straight even though they were sketched badly. It can join lines at mathematically precise corners in spite of slight human errors. It will erase without any trace, or temporarily if you prefer, any unwanted line you point to. It can quickly copy any part of the drawing. It can stretch parts of the drawing to make them fit with other parts. It can move lines you have already drawn. It can refuse to draw lines that are meaningless in the context of the work in hand.

Most computer drawing systems use



push buttons as input devices to signal what action is desired. An experimental system at the Rand Corporation, however, uses motions of a stylus as the exclusive control. Since the Rand program is intended for drawing block diagrams, it recognizes crudely sketched blocks and substitutes neat ones for them. It also recognizes lines drawn between boxes as logical connections between them. No matter how you draw the connection, it will appear as a series of straight-line segments. It will have

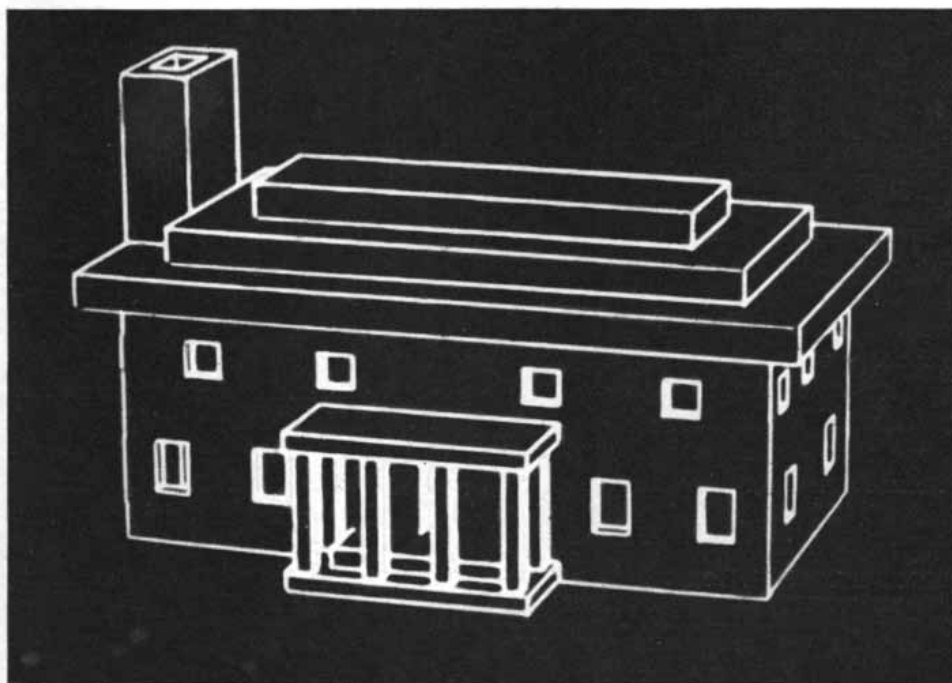
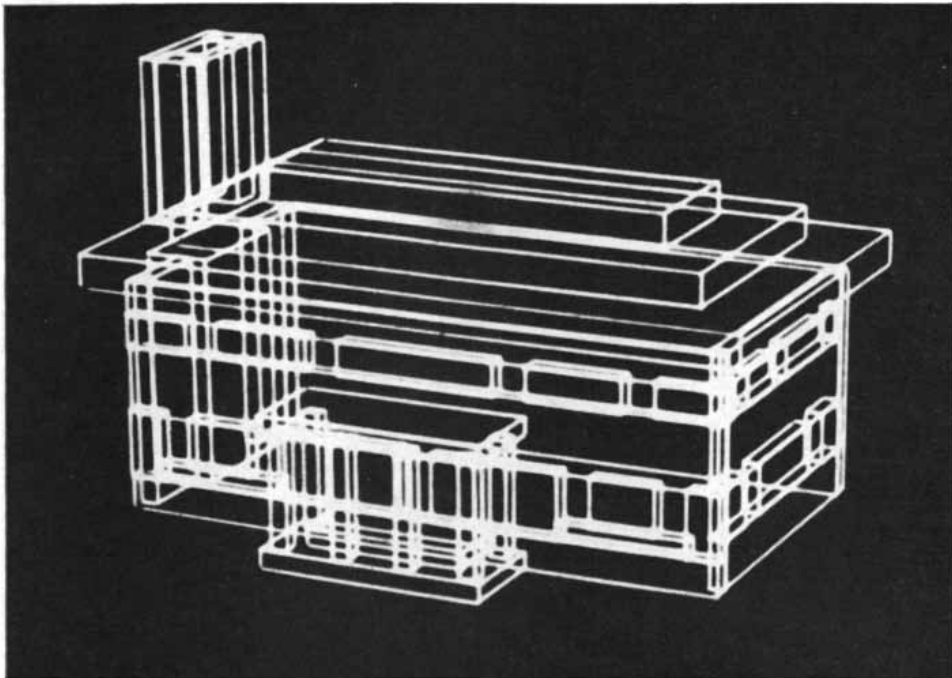
an arrowhead at one end. The Rand program also recognizes printed characters. It substitutes its own highly precise printing for your letters. It is impossible to leave bad printing on your drawing. You can insert letters by making a caret, whereupon the program will push existing letters aside to make room for your addition. You can erase boxes, lines and letters by making a score-out mark over them. With these facilities you can quickly and easily sketch out or modify a diagram.

The topology of a drawing sketched into a computer with a stylus-input device is available explicitly in the computer's memory. If the drawing represents a circuit, for example, the electrical connections shown in the drawing will be represented in the memory in a form suitable for use in a circuit-simulator. The computer will "know" that two terminals are connected because it will have "watched" while the connecting wire was drawn. There are many computer applications for which specification of topology is important. Stylus input is beginning to be used to state topology for circuit simulation, analysis of communication networks, digital simulation of analogue systems and diagramming the flow of digital-computer programs.

The geometry of shapes is also stated easily with a stylus-input device. The stylus serves to sketch the part. If exact dimensions are important, they can be entered through a keyboard. In one case the parts specified by this technique are cut out by computer-controlled machine tools. In another case the computer does engineering computations on the shapes as an aid to the design of mechanical devices.

Stylus input to computers opens up new vistas for the application of computers. We are just beginning to explore these vistas. The ability to specify topology, for example, will make possible a new generation of computer-programming languages based on pictures rather than on written words. The ability to specify geometry will bring computers into use as aids to mechanical design. The ability to specify graphical-output formats will make possible ever clearer presentations of computed results. Perfection of the techniques for drawing with a stylus will make a stylus and computer easier to use than pencil and paper.

Although the full potential of graphical input and output is still unknown, there is a growing belief that important new insights will be gained through its use. Today graphical capability is unknown at most computer installations, even major scientific ones. Widespread recognition of its potential, however, is a strong motivating force that will bring graphics to the computers in most scientific research programs. It is my conviction that the widespread use of graphical inputs and outputs with computers will bring about a major increase in scientific, engineering and educational productivity.



**PERSPECTIVE VIEWS** of solid objects can be displayed by a computer. It is easy to prepare a program that will cause the computer to display every part of an object (*top*). It is much more difficult to write a program that will achieve the effect shown at bottom by causing the computer to remove certain lines from the display. Even with an appropriate program it takes the computer a relatively long time to carry out the instructions. The program for this display was written by Lawrence G. Roberts of the Lincoln Laboratory.

There are slots.  
 Slots need people to fill them.  
 Someone exists who was born and educated to fill each slot.  
 Find him. Drop him in. Tell him how lucky he is. Look in once in a while to make sure he still fits his slot.

This orderly concept has much to commend it, plus one fault: some of the people most worth finding don't like it. Some very fine employers have not yet discovered the fault. It is not up to us to point it out to them. Luckily for us, we needn't be so tightly bound to the slot system.

We can offer *choice*. A certain combination of the factors diversification, size, centralization, and corporate philosophy makes it feasible to offer so much choice.

Choice at the outset. Choice later on. Choice between quiet persistence and the bold risks of the insistent innovator. Choice between theory and practice. Choice between work in the North and South. Choice between work wanted by the government and work wanted directly by families, by business, by education, by medicine, by science. To the extent that the slot idea helps channel choice we use it, of course.

A corporation such as this is one means of coordinating the strength of large numbers of effective persons. You may feel that in the years ahead this type of organization must change. You may feel that it must not change. Either way, to get a chance to steer you have to come on board.

*Advice to electrical engineers, mechanical engineers, chemical engineers, chemists, and physicists—still on campus or as much as ten years past the academic procession: while one starts by filling a slot, it soon proves more fun to make one. No detailed list of openings appended herewith. Next week it would be different. G. C. Durkin is Director of Business and Technical Personnel, Eastman Kodak Company, Rochester, N. Y. 14650.*

### What's an isomer, Jim?

2',7'-Bis(acetoxymethyl)fluorescein (EASTMAN 9963), or fluorescein mercuric acetate (FMA), as it is called by the sensible people who discovered that its fluorescence is quenched by a thiol group or at high pH by a disulfide group, has become the reagent for detecting  $10^{-10}$  mole of disulfide by spraying an alkaline solution on a paper chromatogram. Their publication (*Anal. Biochem.*, 9:100 (1964)) slightly predated the advent of the EASTMAN<sup>®</sup> CHROMAGRAM<sup>®</sup> System of thin-layer chromatography, which may well turn out to yield faster and better resolved separations for this visualization technique. They also describe a procedure with a solution of the reagent for the continuous assay of cystine-containing peptides in column effluents. Interest runs high in such peptides. Disulfide links are important in giving proteins their immunologically significant shapes.

EASTMAN 9963 is one of 1173 new items by which the brand new List No. 44 of EASTMAN Organic Chemicals is richer than its predecessor. A copy of List No. 44 is obtainable free from Eastman Organic Chemicals Department, Distillation Products Industries, Rochester, N. Y. 14603 (Division of Eastman Kodak Company).

A grandfather named Jim Fuess runs the department. One measure of what he has accomplished by investing much of his life in his job is the number of authors in the world's chemical literature each year who see fit to mention Eastman as their source of compounds, despite having paid full catalog price for them.

For List No. 44 Jim decided on a new attack against the nomenclature problem that so often frustrates buyers and sellers of organic compounds as they seek each other. The approach is characteristic of the guy: uncomplicated, unpre-

tentious, and if nobody is dazzled by the brilliant originality of the concept, so much the better.

Let us, said Jim, triple the number of "see" references in the alphabetical listing and follow the alphabetical listing with a complete list of empirical formulas arranged according to numbers of atoms of each element in the molecule. Where several names fall under the same empirical formula, customers ought to know enough chemistry to pick the right name.

And that's what you'll find in List No. 44. As it happens, intramural busybodies occasionally intrude into Jim's communications with his customers. One such, an advertising copywriter by trade, has slipped into the catalog a statement about how the empirical list "offers the old concept of isomerism as the bridge from a structural formula to a choice among EASTMAN Organic Chemicals of the same empirical formula." Old dictionaries notwithstanding, Jim doubts that his friends regard ammonium thiocyanate and thiourea as isomers.

Urea Oxalate	Tr
Formylhydrazine	C <sub>2</sub> Cl <sub>2</sub>
CH <sub>3</sub> N <sub>2</sub> O <sub>2</sub> S	Ox
Aminomethanesulfonic Acid	C <sub>2</sub> Cl <sub>4</sub>
CH <sub>3</sub> N <sub>2</sub> S	Tet
Ammonium Thiocyanate	C <sub>2</sub> Cl <sub>6</sub>
Thiourea	Tr
CH <sub>3</sub> N <sub>2</sub> O <sub>2</sub>	C <sub>2</sub> Cl <sub>8</sub>
Nitroglycerine	He
CH <sub>3</sub> O	C <sub>2</sub> H <sub>6</sub>
Methanol	Tr
CH <sub>3</sub> O <sub>2</sub> S	C <sub>2</sub> H <sub>8</sub>
Methanesulfonic Acid	Br
Methanesulfonic Acid	C <sub>2</sub> H <sub>10</sub>
Silver Salt	Tr
CH <sub>3</sub> O <sub>2</sub> S	C <sub>2</sub> H <sub>12</sub>
Methanesulfonic Acid	Cl

### Moving movie film from camera to projector

When you make motion pictures for scientific purposes, you have to do something about getting the film processed. For slowing down action, speeding it up, or recording it as it was, movies are too valuable to be foregone because of processing complications. The issue can be ducked with grace.

If your organization makes enough movies to maintain its own captive processing facilities, the complications get turned over to people who are paid to take them all in stride. This is a very convenient arrangement that can even put the organization into the silver-mining business as an additional source of spending money.\*

Outside your walls there are reliable companies that make a living at processing movie film. The channel that supplies your raw film may be able to put you in touch with them.

The company that made your KODAK EKTACHROME MS, ER, or EF Film can also process it for you. You pay for the service by purchasing a KODAK Prepaid Processing Mailer PK10 from a Kodak dealer and mailing 100 feet of film in it to the nearest Kodak Processing Laboratory on a list printed in the mailer. This is about as uncomplicated as you can get.

If that is a little too simple for your taste or needs, you can ask for more speed.

You can mean that two ways, and we are ready to deliver on either or both of them. You could mean you want the exposure index effectively doubled in the processing, a neat trick for which these particular films were designed. Dealers can quote on this special Kodak Processing Service, just as they handle Kodak processing for lengths exceeding 100 feet. "Speed" could also mean that you want us to make a special effort to have the processed film back in the mail to you within 24 hours of receipt at our nearest processing lab. This Commercial Expedited Processing Service carries a small extra charge which the dealer can quote, but it is of limited availability and may be a waste of small change. We say that because a vast amount of Kodak-processed film gets mailed back within 24 hours anyway, without additional charge.

If you need the name of such a dealer or any other processing information about EKTACHROME Films for technical motion pictures, ask Instrumentation Products, Eastman Kodak Company, Rochester, N.Y. 14650.

\*Some Kodak dealers offer an arrangement whereby they credit your account for silver from spent processing solutions, recovered by the simple means of a KODAK Chemical Recovery Cartridge. Thus a rare natural resource is conserved for reuse, not dispersed into the environment.

The hope of doing each other some good prompts these advertisements

Kodak

# Mail letters over the phone!

The amazing Xerox Magnavox Telecopier can  
send an exact copy anywhere in the country.  
Over ordinary telephone equipment.






2. Pick up your telephone and dial a number.  
Any number anywhere in the country.
3. Lay the receiver on the coupler.
4. Minutes later an exact copy of your letter comes out of the Telecopier at the other end of the line. The amazing Telecopier sends and receives exact copies of anything written, printed, drawn, typed or photographed. Any distance. Over ordinary telephone equipment.

Think how many ways you could use a Telecopier.  
When you get to a million,  
call your Xerox Copy Analyst.

## The Xerox Magnavox Telecopier



# XEROX

XEROX CORPORATION, ROCHESTER, NEW YORK 14603.  
BRANCH OFFICES IN PRINCIPAL U. S. CITIES. OVERSEAS: IN ASSOCIATION WITH  
RANK ORGANISATION, LTD. RANK XEROX LTD., LONDON; FUJI-XEROX CO., TOKYO.  
MAGNAVOX IS A REGISTERED TRADEMARK OF THE MAGNAVOX COMPANY.  
XEROX IS A REGISTERED TRADEMARK OF XEROX CORPORATION.  
TELECOPIER IS A TRADEMARK OF XEROX CORPORATION.



TMI built its reputation for cold-drawing of stainless steel and special alloy tubing by concentrating on the quality side of the business: **QUALITY** instead of tonnage. This required standards of a higher type, workmanship that approached artistry, machinery that had to be custom-built, men who enjoyed doing their best . . . and beating their best . . . according to the wishes of the best customers any tubing manufacturer ever had. TMI invites you to use its Master Tubing *Draw-Manship*. Here is quality that pays off in better performance and improved profits via lower assembly costs.


**PIONEERING NEW WAYS TO COLD DRAW STAINLESS STEEL AND SPECIAL ALLOY TUBING: A HABIT AT TMI SINCE 1941**



Small diameter stainless steel and special alloy—O.D.—.050" to 1.250" with tolerances as close as .0005" when applications require the ultimate in accuracy.



**TUBE METHODS, INC.**  
Metallurgists • Engineers • Manufacturers  
Bridgeport, Montgomery County,  
Pennsylvania 19405



## *Medicare and Medicaid*

For approximately 10 percent of the U.S. population the economic risk of hospitalization for injury or acute illness is now covered by compulsory social insurance. The coverage extends to virtually all the 19 million persons in the U.S. who are 65 or older. They are the principal immediate beneficiaries of the amendments to the Social Security Act adopted by Congress in 1965. Under Title XVIII (the much debated "medicare" chapter of this legislation) these people also become eligible for tax-subsidized voluntary insurance against doctors' bills. By July 1 of this year, when the legislation took effect, more than 17 million of them had signed up for this protection as well.

For the overwhelming majority of its clientele medicare makes it possible to seek as solvent consumers the medical services they would otherwise receive as objects of charity or public assistance or might not receive at all. The compulsory, or "automatic," hospital insurance, now extended as an added benefit from social security premiums, provides for all but \$40 of the costs of hospital service (semiprivate) for the first 60 days and all but \$10 per day for an additional 30 days in each period of illness. "Posthospital" services, taking account of the chronic nature of the ills of the elderly, are also made available. These include physical, occupational and speech therapy, home nursing and (after January 1, 1967) coverage of all but \$5 per day of a 20-day stay in a convalescent home. The voluntary in-

surance against doctors' bills pays 80 percent of "reasonable charges" by physicians and surgeons. In addition to the premium payments of \$3 per month, which are matched by the Federal Government, the beneficiary must pay the first \$50 of doctors' bills each year.

Medicare and the other actuarial benefits provided in the 1965 legislation will raise social security outlays from about \$19 billion to \$25 billion in 1967 and to still higher levels in the future. To finance these outlays Congress increased the income taxable for social security from \$4,800 to \$6,600 and called for a gradual increase in the rate of taxation to 5.65 percent by 1987.

Congress also established the Federal Government in the kind of regulatory role most deplored in advance by the physician and other economic interests that so strenuously opposed the entrance of the Government into the field of medical insurance. The Department of Health, Education, and Welfare is now empowered to police the "utilization" of medical resources and to establish standards for the medical services that are purchased by public funds. With such institutions as Blue Cross and Blue Shield and commercial insurance companies serving as "fiscal intermediaries" between the Federal Government and the vendors of medical care, and with physicians permitted to bill their patients directly for fees for service, the opposition has settled for the new status quo.

The same legislation that established social insurance of medical care for the first time in the U.S. also provided for a massive expansion of Federal subvention of medical care through more traditional public-welfare channels. Title XIX of the Social Security Act offers increased Federal aid to states that will establish a "single and improved" medical care program to replace separate programs for medical assistance to needy children and to the aged, blind and disabled hitherto amplified by Federal funds. Title XIX goes still further. It offers to match local funds laid out to deliver medical care to "medical indigents"—to people "not receiving public assistance but who cannot pay part or all of their medical costs." By July 1, 32 of the 54 jurisdictions (the 50 states, the District of Columbia,

Puerto Rico, Guam and the Virgin Islands) eligible for such Federal aid had begun to take steps to qualify for it.

The scope of public medicine in the U.S. under Title XIX is forecast in the qualifying legislation adopted by the State of New York. Medical indigence for a family of four, entitling the family to payment of substantially all its hospital and doctors' bills, is set at an income of \$4,500 per year. Depending on family size and other circumstances, families with still higher incomes may qualify for payment of the major portion of their medical costs. At the \$4,500 floor 35 percent of the population will qualify for what New Yorkers are calling "medicaid." In New York City, even in advance of the imminent flow of Title XIX funds, city, state and Federal treasuries already finance the medical care of 40 percent of the population.


These figures suggest that Title XIX may ultimately underwrite medical care for a great many more people than Title XVIII. According to the Department of Health, Education, and Welfare, the new legislation reflects "a determination by the American people and the Congress that needed medical care is not to be denied to any person regardless of age because he, individually, cannot afford to pay the costs."

### *Educational Satellites*

The Federal Communications Commission has before it a proposal that would take "a people's dividend," earned by the country's "enormous investment in space," to finance a national educational television system. A "Broadcasters' Non-Profit Satellite Service" would provide transmission services for domestic commercial television. From savings on the costs of the present terrestrial transmission lines would come ample funds to pay for the programming as well as the facilities of noncommercial television.

This proposal "to make the desert bloom" was filed on behalf of the Ford Foundation by McGeorge Bundy, president. Fred Friendly, former president of C.B.S. News and now consultant to the foundation, had a principal hand in its design. It was drafted in response to the commission's call for recommenda-

## Researchers, Scientists, Technicians have long wanted speed, versatility, high quality and simplicity in Photomicrography.



## Now they have it.

The Wild\* Photo Automat attaches to any straight monocular tube microscope or the Wild Trinocular M-20 Research Microscope. It shoots color or B/W with equal ease on 35mm, #120 roll, or 6x9 cm cut film. Automatic film transport is available for 35mm film. The operator (experience unnecessary) focuses microscope and dials eyepiece power. He dials illumination (Brightfield, Darkfield, Widefield) and the film speed. He snaps the picture. Exposure time is automatic, so there's no waste of time or film.

The operator will find it quite difficult to get a bad photomicrograph.

WRITE FOR BOOKLET MI-608 OR DEMONSTRATION.

**WILD**  
HEERBRUGG

**WILD HEERBRUGG INSTRUMENTS, INC.**  
PORT WASHINGTON, NEW YORK  
Full  
Factory Services  
In Canada: Wild of Canada Ltd.,  
881 Lady Ellen Place, Ottawa 3, Ontario



tions on the uses of satellites in the domestic communications system.

The "near-term configuration" of the proposed "BNS" calls for four satellites on stationary orbit (23,600 miles above sea level) serving 11 channels in each continental time zone. Six channels would be hired out to commercial television networks and stations. The revenue would support the other five, three devoted to primary and secondary education, one to university education and one to "cultural and informational programs," including "full and live coverage of significant hearings and debates." A total investment of \$80 million would finance the satellites and ground stations for the commercial service and would equip the noncommercial system with eight primary transmitting stations and 750 rebroadcasting stations.

Annual operating and capital charges of \$20 million would yield an immediate saving of \$45 million on the present transmission costs of commercial television. An initial people's dividend of \$30 million from this saving would multiply by five the funds currently available, principally from the Ford Foundation, for the programming of educational television.

### *The Taxpayer as a Patron*

The nation's principal patron of the sciences has now become a benefactor of letters and the arts as well. Through the National Foundation on the Arts and the Humanities, the Federal taxpayer has made the first large grants from a fund of \$5.5 million set aside for scholarly and educational enterprises in those fields in the 1966-1967 fiscal year. The appropriation is small compared with the \$480 million being disbursed by the National Science Foundation. It augurs a more abundant future, however, when compared with the \$3.5 million that established the first Federal commitment to the support of science for its own sake 15 years ago.

Under the chairmanship of Henry Allen Moe, for many years president of the John Simon Guggenheim Memorial Foundation, the governing council of the new humanities foundation has committed more than half of its resources "to discover talented men and women . . . to support, educate, assist and encourage them so that their thinking and personalities may be available to all mankind." For younger scholar-teachers 200 summer fellowships and 100 longer fellowships will be available, and for "mature humanistic scholars, teachers and writers" 50 fellowships. Grants will

be made for "interdisciplinary training" of critics, who are said to be "particularly needed on newspapers and journals away from the major metropolitan cities where only one critic covers all the arts."

For "the neglected stepchildren of our national education enterprise"—the historical societies and museums that annually attract several times as many people as "attend all baseball games of all 20 major-league teams"—the council plans a major program. Significant investment will be made also in "the recovery of the great legacy of American literature as a whole." The foundation will bestow a seal of approval—its own Constellation Library colophon, "after the famous American frigate of that name, implying victories of the mind and spirit and carrying the flag of American cultural accomplishment to all the world"—on "definitive editions of works of our best literature."

### *Proteins Start Here*

For several years biochemists have been searching for the "signal" that tells the protein-synthesizing mechanism of the cell when to start building a new protein chain—or alternatively when a chain is completed. Theoretically only one signal or the other is needed, since it could play the same role as a period that separates two sentences. A period can be regarded not only as a sign that a sentence has been completed but also as a sign that a new sentence is about to begin. Some such punctuation is needed because when a molecule of "messenger" ribonucleic acid (RNA) transcribes genetic information from its primary site—deoxyribonucleic acid (DNA)—it often embodies the code for more than one protein.

Evidence has now been found in the colon bacterium *Escherichia coli* that the start of each protein chain is signaled by a biochemical initiator. Conceivably no termination signal is needed, but this remains to be demonstrated. The evidence for an initiator is reported in the *Proceedings of the National Academy of Sciences* by Mario R. Capecchi of Harvard University.

Earlier work with viruses that infect bacteria had shown that certain proteins that form the coat of the virus have an extra amino acid unit at one end if they are synthesized in cell-free systems; the extra unit is missing from viral protein that has grown in living cells. The extra unit is formylmethionine, which has one more carbon atom than methionine, one of the 20 common

amino acids that enter into the synthesis of proteins. Evidently formylmethionine is clipped from the chain by an enzyme before the protein can function as the virus's normal coat protein.

With this and other evidence as a lead Capecchi designed a series of experiments to see if the proteins synthesized in cell-free extracts derived from *E. coli* might also contain formylmethionine as an extra end unit. It was known that the normal proteins from intact cells of *E. coli* lack this unusual amino acid. Capecchi found that in cell-free systems formylmethionine is indeed incorporated into *E. coli* protein chains at the rate of about one unit per chain. The living cell evidently has enzymatic machinery, missing in the cell-free system, that removes formylmethionine from the newly synthesized proteins. Capecchi thus concludes that formylmethionine—when attached to the carrier molecule "transfer" ribonucleic acid—acts as the initiator of most, if not all, *E. coli* proteins. The search for a terminator signal is being continued.

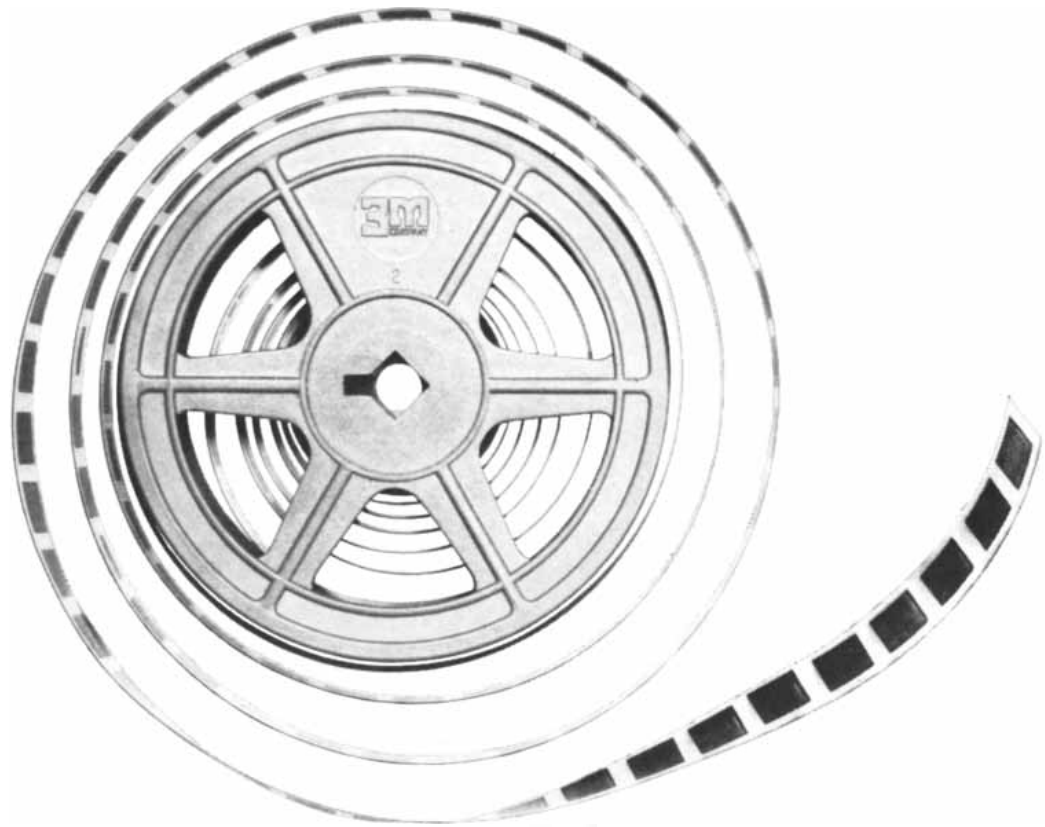
### *Unsafer Everywhere Else*

Among highly motorized nations the safest place in which to drive a car is New Zealand, followed closely by the U.S. However, the combined fatality rate for vehicle occupants and pedestrians—the usual form in which motor vehicle fatalities are presented—shows the U.S. record to be slightly better, per 100,000 registered vehicles, than that of any comparable country. The most dangerous place in which to drive is West Germany and the most dangerous for pedestrians is Britain. These and other statistics in driving hazards appear in the *Statistical Bulletin* published by the Metropolitan Life Insurance Company.

Twelve countries now have 15 or more motor vehicles per 100 population; the U.S. tops the list with 43 vehicles per 100. Considering these 12 countries, the four with the highest death rate per 100,000 registered vehicles are West Germany (159.8 deaths per 100,000), Switzerland (153), France (112.9) and Denmark (101.8). The four safest countries are the U.S. (52.6 deaths per 100,000), New Zealand (53.8), Canada (74.6) and Sweden (76.1).

The spread in mortality rates narrows considerably if the figures are based on units of population. West Germany is still high with 25 motor vehicle deaths per 100,000 population, closely followed by Australia (24.5), Canada (23.6) and the U.S. (23.1). On

# You're looking at all 320 pages of Scientific American



reduced to only 10 feet of 3M microfilm.

***Think how much information you can  
pack into a 100 foot roll!***

When you reduce 3,000 letter-size records to one roll of microfilm, you're cutting file space up to 96%.

Records are never lost or misfiled. And they are always safe. Need enlarged copies? Press a button on a 3M Microfilm Reader-Printer and get as many as you need in seconds. More and more microfilm systems are being initiated by organizations throughout the world to solve "information storage and retrieval" problems. Have you discovered how a 3M Microfilm System can help your firm?


**FREE OFFER!** Get this special issue of *Scientific American* on a roll of 3M microfilm free.

Write to "Special Issue," 3M Microfilm Systems, Dept. FDF-96, St. Paul, Minn. 55119. Sorry, but offer good only while supply lasts. And for more information about a 3M Microfilm System, see your 3M Business Products Center.

***LOOK TO 3M FOR IMAGINATION IN IMAGE-MAKING!***



**3M**  
COMPANY  
MICROFILM SYSTEMS




## You're looking at the exact geographical center of the most lucrative market in the world!

We're not stringing you along, either. New Jersey is the transportation and distribution center of the Eastern Seaboard Megalopolis . . . the largest and richest concentrated market in the world, where 70 million people live and work.

If you want to reach this tremendous center of buying power, your products move faster, easier, more economically from New Jersey. In fact, America's industrial giants already realize this, because 86 of the nation's 100 largest corporations are located in the Garden State.

Foreign markets are more accessible, too, because *only* New Jersey offers you *both* the Port of New York and Philadelphia-Camden Port. Return the coupon below and get all the profitable facts about New Jersey. No cost or obligation.



Public Service Electric and Gas Company  
Box FSA, 80 Park Place, Newark, New Jersey 07101

Please send my copy of:  
"NEW JERSEY—LAND OF AMAZING ADVANTAGES."  
 Also, send information on industrial parks.

Name \_\_\_\_\_  
Title \_\_\_\_\_  
Firm \_\_\_\_\_  
Street \_\_\_\_\_  
City and State \_\_\_\_\_



PUBLIC SERVICE ELECTRIC AND GAS COMPANY

this basis the four safest countries are Northern Ireland (12.4), England and Wales (13.5), Scotland (14.1) and New Zealand (16.5).

Pedestrian deaths as a percent of all motor vehicle fatalities show a range from 17 percent (for the U.S.) to 40 percent (Britain). A higher figure, 56 percent, is recorded in Italy, which has only nine vehicles per 100 population and thus does not rank among the first 12 countries in automobile ownership. Japan, which has still fewer cars (four per 100), has by far the highest overall death rate per 100,000 registered vehicles: 402.2. The statistics are all for 1963.

### *Beware of the Dog and Cat?*

Dogs and cats may constitute "a considerable public-health hazard," three investigators in England have concluded after studying the infection of humans with intestinal worms that are quite common in the household pets. The eggs of the worms, *Toxocara canis* and *T. cati*, can pass to humans; they develop into larvae that travel in the bloodstream to various parts of the body. When a larva dies, it apparently stimulates the growth of a granular nodule around it. Writing in the *British Medical Journal*, A. W. Woodruff, B. Bisseru and J. C. Bowe cite evidence that toxocaral infection may be causally connected with poliomyelitis and epilepsy.

The three investigators developed a skin test that reveals a past toxocaral infection. On the basis of earlier reports linking the larvae to several diseases, including one case of poliomyelitis, they administered the test to former poliomyelitis patients. Of 191 such patients, 13.6 percent gave evidence of past toxocarasis. In contrast, only 2.1 percent of 329 people in a control group reacted positively to the skin test. The authors suggest that the larvae, in migrating out of the digestive tract, may carry poliomyelitis virus with them, facilitating its entry into the brain and nervous tissues.

On the hypothesis that nodules caused by the dead larvae might give rise to lesions in the brain, Woodruff, Bisseru and Bowe also looked for a connection between toxocaral infections and epilepsy. Administering the skin test to 349 patients with epilepsy, they got positive reactions in 7.5 percent of the tests, or more than three times the incidence in the control group. The possibility that the larvae can cause epilepsy was strengthened by other find-



**IBM systems  
help you  
analyze,  
simulate,  
evaluate,  
& control**



IBM systems are for people who need information fast and in usable form. For the scientist and engineer, IBM's programming support provides more powerful ways to solve complex problems.

IBM's new Remote Access Computing System brings SYSTEM/360's power to the privacy and convenience of your own office. You can go on-line when you want to, and get results faster from remote terminals.

With the 2250 Display Unit you can see your designs take shape as you work on them. You can make corrections and adjustments. As fast as you pen new data, SYSTEM/360 updates your information and gives you new solutions.

Feed in your model and expected conditions. Set up pilot plants on paper, without capital investment. Create hurricanes in a laboratory, or hypersonic re-entries without ever launching a vehicle. Test the effects of fog and weather on highway speeds or study stellar models... from your own desk.

IBM provides generalized programs that can handle both continuous and discrete simulation models.

The Continuous System Modeling Programs (CSMP) were developed for the 1130 Computing System

# analyze

can see your designs take shape as you work on them.


In a series of programs especially developed for the scientist and engineer, IBM is helping to streamline the entire analytical process. Languages such as PL/I, FORTRAN and others let you program your own problems in your own terms. Terminals and graphic display systems available with IBM's SYSTEM/360 provide fast job turnaround and reduced problem-solution time.

# simulate


IBM combines problem-oriented programs with high-performance equipment to simplify the relationship between man and machine.

Whether your goal is design or new knowledge, SYSTEM/360 simplifies the technique of simulation.

and SYSTEM/360 to let you interact directly with your model. They let you observe the effects on a variety of graphic output devices. With



The 2250 Display Unit provides capability for computer-aided design.



IBM



CSMP you can study such complex continuous dynamic systems as the human cardiovascular system and flight mechanics of space.

CSMP provides the type of support that lets you use notations familiar to you. That requires a minimal programming background. That lets you become rapidly familiar with the program's simulation techniques.

For discrete simulation problems such as highway traffic, queuing studies, production flow and logistics, IBM's General Purpose Simulation System gives you a powerful way to handle complex logical applications. The program lets you identify optimal conditions, isolate bottlenecks and evaluate performance criteria.

Simulation requires versatile computing capabilities. SYSTEM/360 has the speed and flexibility for your simulation problems.

IBM systems and programs help you evaluate your results at any stage. Specific application programs, operating systems and pro-

# evaluate

gramming languages give you the chance to look at your project at many levels and to change direction if necessary.

IBM's Scientific Subroutine Package (SSP/360) is a collection of more than 100 FORTRAN subroutines. SSP/360 works for you regardless of your input/output device configuration.

SSP/360 gives you a large mathematical and statistical subroutine

library. And the subroutines will help you do your work faster. As an example, it takes just four subroutines to work out multiple linear regression analyses.


SSP/360 gives you short-cut methods for handling matrix manipulation, regression and Fourier analyses,

Bessel function evaluation, gamma function evaluation and many other computations. And

that's just a small sample of what you can do with SSP/360. The combination of SYSTEM/360 and the

Scientific Subroutine Package gives you the opportunity to spend more time working on the scientific and engineering problems associated with your profession.

# &



IBM programs provide solutions to mathematical and statistical problems.

Traffic flow is one of many problems simulated with general-purpose programs.



Information is control. And IBM programs put information at your fingertips to let you plan, implement and manage your projects.

# control

Project Management System and Project Control System programs give you network techniques to help you plan, manage and evaluate complex, multi-tiered projects . . . projects in Research & Development, transportation planning, production, maintenance and construction.

PCS makes these techniques available for smaller installations.

PMS provides these management techniques plus exceptionally powerful cost controls.

IBM's Mathematical Programming System provides you with control through optimization. With this program you can obtain solutions quickly for those applications which fit the linear programming model. The Mathematical Programming System is used for optimum allocation of resources, blending of materials, transportation costs, and planning of daily and long-range operations.

These are just a few examples of programs for control developed by IBM. Others include a Generalized

Information System to help you control large banks of information. The Attached Support Processor program to link and control two SYSTEM/360's for large scientific requirements. Numerical Control Processor programs to give you the ability to control machine tools—from point-to-point to 5-axis contouring control.

IBM systems give you information in many shapes. IBM programs give you the opportunity to get the most out of your system.

# IBM



New control techniques are made possible by IBM systems and programs.

ings. A family history of epilepsy was found in only one (3.8 percent) of the 26 epileptics with positive skin tests but in 6.8 percent of the others. And a larger proportion of those with positive tests had had a dog or a cat in their households.

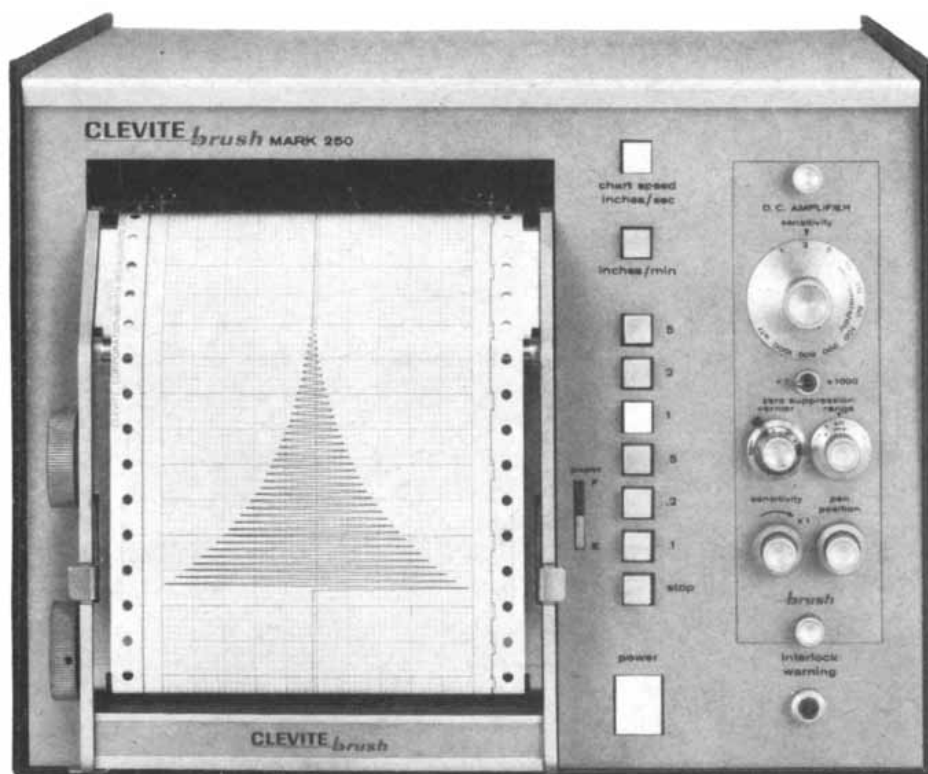
Studies in England and the U.S. indicate that one out of five household dogs and cats harbors the intestinal worm in question, and the proportion is apparently much higher in the Tropics. The investigators conclude that toxocariasis affects considerable numbers of people, that it can probably spread poliomyelitis and cause epilepsy and that it may well be connected with a number of other diseases, particularly in the Tropics.

### Fallen Christmas Star

The odds against any person on the earth being struck by a meteorite, calculated as little better than three chances in 100 for the period 1900–1999, remained unaltered last year when at twilight on Christmas Eve a meteorite flashed northward across England. According to a recent article in *Sky and Telescope*, however, it was a near thing. The meteorite burst into fragments at low altitude and dumped at least 85 pieces with a total weight of 103 pounds on the Midlands manufacturing town of Barwell, near Birmingham. Although no one in Barwell was hit, two windowpanes were broken, three roofs were penetrated and the hood of a car was dented.

The brilliance of the fireball produced by the Barwell meteorite and the loudness of the explosion at its breakup attracted attention over a large part of central England, but most observers attributed both the light and the sound to jet aircraft. Not until more than a week after the event, when local police sent fragments collected by townspeople to the University of Leicester, was it realized that a meteorite had fallen. The British Museum (Natural History) thereupon offered a bounty of \$1.40 per ounce for any fragments that could be located. An earnest collecting effort began; the largest single piece to be recovered weighed 17 pounds. In the absence of identification and subsidized recovery the Barwell meteorite might never have been found. A stony meteorite of the type called a chondrite, it is subject to rapid oxidation; its fragments would have become indistinguishable from fieldstone within a few weeks.


# Announcing the Brush Mark 250, first strip chart recorder for the perfectionists of the world.



Shown with 1  $\mu$ v preamplifier RD 4215-70; event markers optional.

Meet the fastest, most accurate strip chart recorder on record: The new Brush Mark 250. When you read about all the features you'll know why we call it the first recorder for the perfectionists of the world!

**1 Unmatched frequency response.** Flat to 10 cycles on full 4½" span! Useful response to 100 cycles. Nobody has a strip chart recorder in the same league.




**2 Wide selection of signal conditioners.** Choose from 21 interchangeable preamps. Use one today; plug in a different one when your recording requirements change.

**3 Crisp, clean rectilinear writing.** Patented, pressurized inking system puts


smudge-proof trace *into* the paper not just on it.

**4 Contactless, non-wearing feedback system.** Same one used in our multi-channel Mark 200 recorders. (No slide wires!) Accuracy? Better than ½%!

**5 Multiple chart speeds.** Pushbutton choice of twelve . . . from 5 inches/second to 1/10 of an inch/minute (up to 8 days of continuous recording).



**6 Portable or Rack mounting.** And either way you get the exclusive new dual position writing table.



**7 Removable chart paper magazine.** Great for desk top record reviews. Man-sized manual winding knobs let you roll chart forward and back. Chart reloading is a cinch.

See what we mean? The Mark 250 is for the perfectionists of the world. Ask your Brush Sales Engineer for a demonstration. Or, write for chart sample and specifications. Clevite Corporation, Brush Instruments Division, 37th & Perkins, Cleveland, Ohio 44114.

## CLEVITE

—brush INSTRUMENTS DIVISION

The Brush Mark 250 First recorder for perfectionists



# WELCOME TO THE WORLD'S FIRST

## VIDEOFILE

Now you can see instantly any page of filed material. This typewritten page demonstrates!

This is the Ampex Videofile System -- the world's first video recording. It's a major breakthrough -- a way to store, retrieve, and enjoy any page of a document file. (Anything that's legible)

This system both stores and retrieves the "original" document automatically. It eliminates key-punching. Simple. Eliminates costly computer character reading. (signals for all). No waiting for microfilm. While the same page is viewed at several stations.

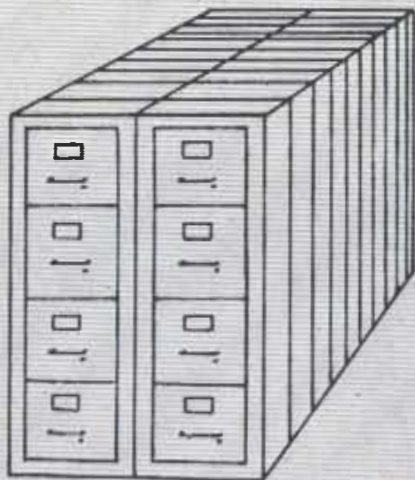
To use it, you simply record each page (or photo) on magnetic tape -- with "file folder" indexing numbers. Replay any page among millions, or an entire file in seconds. (A few seconds more brings you paper copy) or changes progressively, even while the file is being viewed.

As you read this, the first Videofile System (being phased into operation at NASA to automate a major space program. Payload: 750,000 pages on



A second Video del  
will be able to file 30,000 waybills and abs  
accessible. Capacity is 20 million document

One tape reel (250,000 pages)  
= 20 four-drawer file cabinets  
(250,000 pages)



To make Videofile possible, Ampex combined s  
recording technologies and advanced the stat  
better than twice home TV. Transports have  
any computer transport. Video bandwidth is  
nickel-cobalt video disc. The system itself  
of engineering.

If you are not satisfied with your present f  
many people, too many lost f  
of an Ampex Videofile System.

AMPEX CORPORATION, REDWOOD

**AMPEX**

# System Analysis and Programming

*The process of stating a problem in a language that is acceptable to a computer is primarily intuitive rather than formal. A specific example of the process is given*

by Christopher Strachey

*It is a profoundly erroneous truism, repeated by all copy-books and by eminent people when they are making speeches, that we should cultivate the habit of thinking of what we are doing. The precise opposite is the case. Civilization advances by extending the number of important operations which we can perform without thinking about them. Operations of thought are like cavalry charges in a battle—they are strictly limited in number, they require fresh horses, and must only be made at decisive moments.*

—ALFRED NORTH WHITEHEAD

This article is about how to get a computer to do what you want, and why it almost always takes longer than you expect. What follows is not a detailed report on the state of the art of programming but an attempt to show how to set about writing a program. The process of writing a program is primarily intuitive rather than formal; hence we shall be more concerned with the guiding principles that underlie programming than with the particular language in which the program is to be presented to the machine.

We shall start with a specific example of a programming problem that is decidedly nontrivial and yet sufficiently simple to be understood without any previous knowledge of programming. I have chosen an unorthodox approach to the problem, one that will look strange to many professional programmers. This approach enables us to tackle an example that would be much too elaborate to explain otherwise.

Our problem is to program a computer to play checkers. How should we set about it? There are two main aspects to the problem. To equip the computer to deal with the game at all we must find

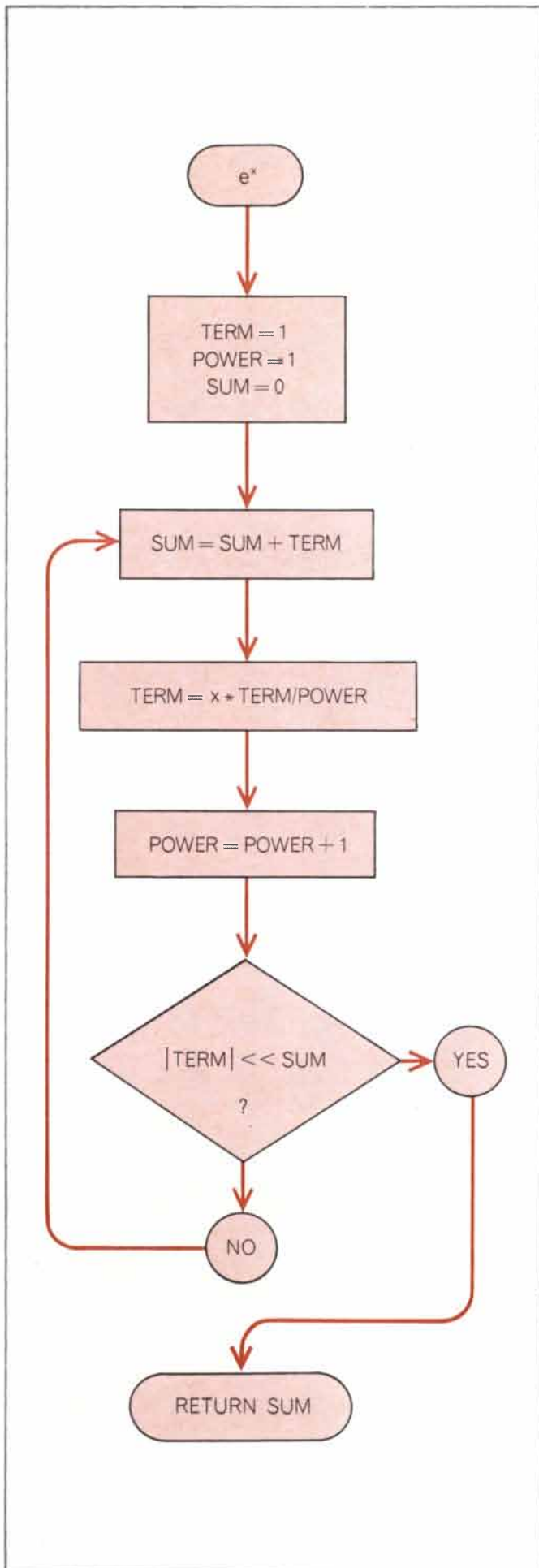
a way to represent the board and positions on it and furnish the computer with a program for identifying legal moves and making them. This is a programming problem. Secondly, we must provide the machine with a method of selecting a suitable move from the ones available. This is mainly a problem in game-playing. Arthur L. Samuel of the International Business Machines Corporation has studied this game-playing aspect extensively and with considerable success [see "Artificial Intelligence," by Marvin L. Minsky, page 246]. Here, however, since we are concerned with programming rather than game-playing, we shall content ourselves with a simple general strategy and leave most of the details unsettled.

The usual approach to writing a program, particularly for a complex problem, divides the process into two stages. The first of these is called system analysis. It involves analyzing the task to decide exactly what needs to be done and adopting an overall plan. Once the general outline of the work to be

performed has been decided on, the second stage is to write the required operations in a form suitable for the computer. This involves a large number of more detailed decisions (for example how information is to be represented in the machine and how the representations are to be stored). The detailed form of the program will depend on the particular computer to be used.

Confusion has developed about the naming of these two stages. Some programmers reserve the term "programming" for the second stage; others call the first stage "programming" and the second stage "coding"; still others use the term "programming" for the entire process—stages one and two. My own view is that the distinction between system analysis and programming is not a very useful one. If the system analysis were carried through to a description of the program outline in a slightly more rigorous language than is used at present, it should be possible to relegate the whole of the remaining process of producing a detailed program in machine language to the computer itself.

ORTHODOX APPROACH to the problem of writing a computer program is illustrated on the opposite page. The problem in this example is comparatively simple: to find the function  $e^x$  by summing the series  $1 + x + x^2/2! + x^3/3! + \dots$  until the terms become negligible. The process of writing a program to solve such a problem is usually divided into two stages. The first stage, sometimes called system analysis, involves analyzing the task to decide exactly what needs to be done and adopting an overall plan; this stage is represented by the block diagram at left. The second stage, called programming by some programmers and coding by others, involves writing the required operations in a form suitable for the computer. The problem in question is expressed in three different programming languages at right. The diamond-shaped box in the block diagram contains a "decision function"; the straight vertical lines before and after the word "term" signify "absolute value of," and the symbol  $\ll$  means that " $|\text{term}|$ " is negligible compared with "sum." In CPL (Combined Programming Language) the expression "value of" governs the immediately following statement; "repeat" governs the immediately preceding statement, and the symbols § and § act as statement brackets. In both CPL and ALGOL the operator "=:=" stands for assignment: the quantities on the right of this operator are evaluated and simultaneously assigned to the variables on the left. The symbol \* in FORTRAN is a multiplication sign.



a

CPL

```

let Exp [x] = value of
  § let t, r, s = 1, 1, 0
    t, r, s := xt/r, r+1, s+t
  repeat until t << s
  result is s §
  
```

b

ALGOL

```

real procedure Exp (x);
value x; real x;
begin real term, power, sum, q;
  term := power := q := 1;
  sum := 0;
  for sum = sum + term while q > 10 - 12 do
    begin term := x * term / power;
      power := power + 1;
      q := abs (term / sum) end;
  Exp := sum;
end
  
```


c

FORTRAN IV

```

FUNCTION EXP (X)
  TERM = 1.
  POWER = 1.
  SUM = 0.
10 SUM = SUM + TERM
  TERM = X * TERM / POWER
  POWER = POWER + 1.
  IF (ABS (TERM / SUM) .GT. 10E - 12 GO TO 10
  EXP = SUM
  RETURN
  END
  
```






b

BLACK MEN ON 11, 20, 21  
 WHITE MEN ON 19, 22, 30, 32  
 BLACK KING ON 29


c

BLACK MEN = ..... ..1. .... ..1 1... ..1...  
 WHITE MEN = ..... ..1. .1... ..1.1  
 KINGS = ..... ..1... ..1... ..1... ..1...

**POSITIONS** on a checkerboard can be represented in a computer in two different ways. To describe a particular position one has the choice of specifying either what is on each square (a) or where the pieces that are still in play are located (b). An equivalent alternative to a is given in c, which uses only binary numbers. Three binary digits, or "bits," are needed to specify each square: one to show the presence of a black man or king, another to show the presence of a white man or king and a third to show the presence of kings of either color.



POSSIBLE MOVES  
 a. -3, -4, +4, +5  
 b. -5, -4, +4, +3



POSSIBLE MOVES  
 -5, -4, +4, +5

c

BLACK MEN = ..... ..1. .... ..1 1... ..1...  
 WHITE MEN = ..... ..1. .1... ..1.1  
 KINGS = ..... ..1... ..1... ..1... ..1...  
 EMPTY SQUARES = ..... 1111 1111 . 11.1 1111 . 11.. ..11 . 1111 ..1. ....

**MOVES** on a checkerboard can be represented using the numbering scheme of an ordinary checkerboard (a), but this is inconvenient, as there are two kinds of squares (on alternate rows), which need different rules. Arthur L. Samuel of the International Business Machines Corporation devised a neat method of avoiding this difficulty. By extending the board with rows and columns that are not used and renumbering the squares, he produced a scheme in which the possible moves are similar for all squares on that part of the board which is actually used (b). The position shown at the top of this page is represented in this new scheme of notation in c. Empty squares are indicated by 1's for all the squares on the board proper.

Let us get on to the problem of programming a computer to play checkers against an opponent. How shall we represent the relevant features of the game, and what kind of operations do we want to be able to perform on them? A good working rule is to start with the operations and allow them to determine what it is you need to represent in the machine. In this case we clearly require, to begin with, representations of positions and moves and of the values associated with them.

We can approach the kind of precision the computer requires and still avoid getting bogged down in premature detail by using a functional notation. We let  $P$  stand for a position and agree to include in  $P$  not only the number and arrangement of the pieces on the board but also various other important facts such as which player is to move. The value of a position can be expressed by a function  $\text{PositionValue}(P)$ . The value of any move (say  $M$ ) obviously depends on the position from which it is made; therefore we must specify the position in writing the function  $\text{MoveValue}(M,P)$ . Next, in order to be able to look ahead and examine the possible consequences of moves, the computer will need a third function:  $\text{MakeMove}(M,P)$ , with  $P$  representing the position from which the move is made. The result of this function is the new position produced by the move. Finally, the program needs a fourth function to find all the legal moves that can be made from a given position:  $\text{LegalMovesFrom}(P)$ . This function has as its result a list of moves.

These four functions, together with the two types of object ( $P$  and  $M$ ), are sufficient to specify the kernel of our checkers program. There are two players in a game of checkers (in our case the machine and its opponent), and a position that is good for one will be bad for the other. We must therefore make our idea of the value of a position more precise by saying that  $\text{PositionValue}(P)$  gives the value of the position  $P$  to the player who has to move from it. We can plausibly assume that the value of the position  $P$  to the other player is the negative of this; that is, if the value of a position to one player is  $v$ , its value to the other will be  $-v$ . (This assumption is expressed in the terms of game theory by saying that checkers is a zero-sum game.)

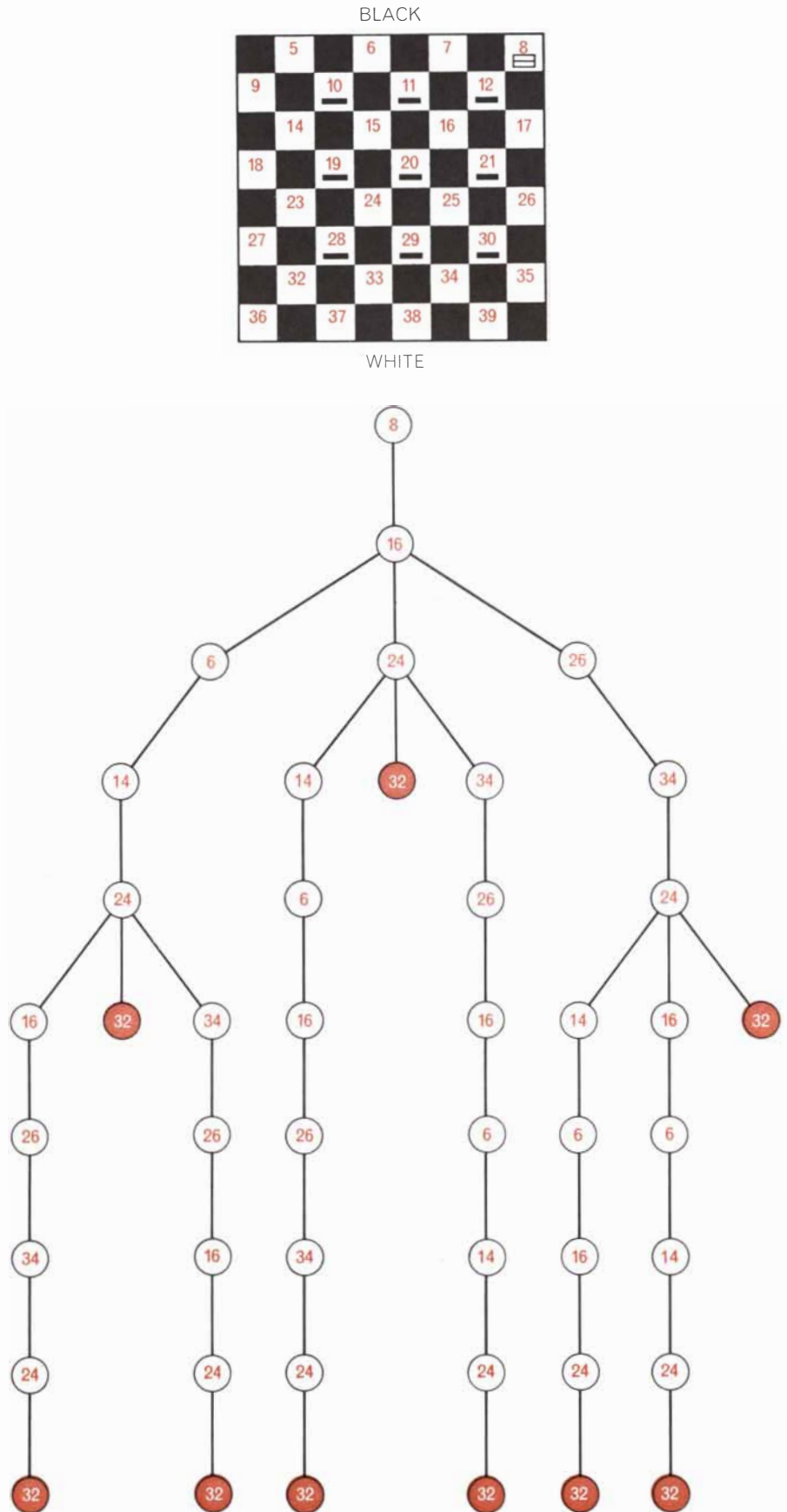
Next we can define the value of a move to the player who makes it as the value to him of the resulting position. Suppose the result of making the move

$M$  from the position  $P$  is the position  $P'$ . Remembering that it is the opponent who has to make the move from  $P'$ , we can see that the value of the move  $M$  to the player who makes it will be  $-\text{PositionValue}(P')$ . Thus in our notation we can define the value of a move as follows:  $\text{MoveValue}(M,P) = -\text{PositionValue}[\text{MakeMove}(M,P)]$ . This formal statement could be paraphrased by saying that to value a move for yourself you make it, find the value of the resulting position to your opponent and change its sign.

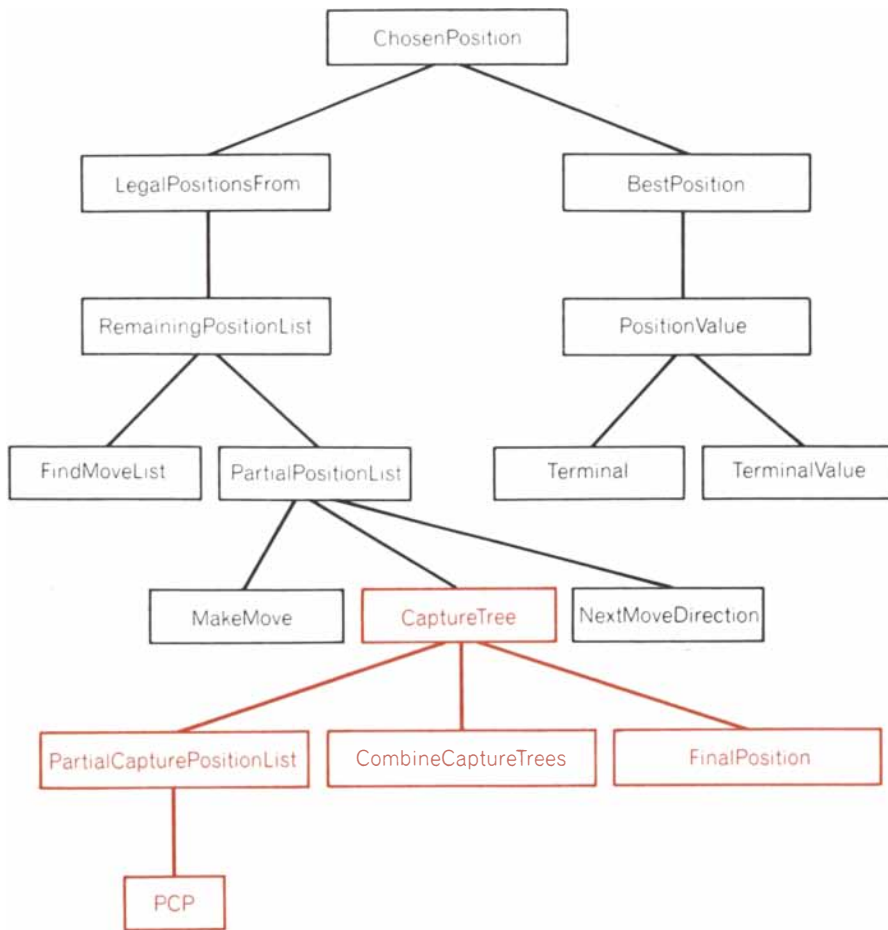
How shall we find the value of a position? The basic procedure of the game is to explore all your possible moves and all possible replies by the opponent to some depth and evaluate the resulting positions. Let us call these "terminal" positions and say that their values are produced by the function  $\text{TerminalValue}(P)$ . This function makes an immediate assessment of a position (in terms, perhaps, of such factors as the number of pieces still in play, their mobility, the command of the center of the board and so forth) without any further look-ahead. We can now say that if  $P$  is a terminal position, its value is  $\text{TerminalValue}(P)$ , and that if it is not, its value is that of the best legal move that could be made from it. Note that the question of whether a position is terminal or not may depend not only on the position itself but also on what depth ( $d$ ) the look-ahead has reached. This is necessary in order to put some limit on how far the machine looks ahead.

The definitions we have been writing are in fact circular (for example, the definition of  $\text{PositionValue}$  involves the use of  $\text{MoveValue}$  and vice versa), and the functions are called recursive, because each is defined in terms of the others. This circularity is no disadvantage; indeed, it makes it possible to start right in the middle of things, to set up a number of functions whose purpose is only intuitively understood at the beginning and to define each of them in terms of the others. This recursive, or hierarchical, approach to programming is by far the simplest method of handling complicated operations, since it allows them to be broken up into smaller units that can be considered separately.

We have now constructed a general game-playing scheme without having decided on either the details of the strategy or the structure of the game itself. We can complete the outline of our program by deciding on the representation of positions and moves and defining four functions. The functions Legal-



CAPTURE "TREE" depicts all the possible "partial capture moves" for a given piece after the first such move. In checkers a move is not complete until no more captures can be made. A maximum of nine captures in a single move is possible, as shown in this example. Capture-move situation, like that in the main game, can be programmed by using "recursive" functions, that is, functions that are defined in a circular manner in terms of other functions. Program for this situation is incorporated in the complete checkers program on page 117.



HIERARCHICAL STRUCTURE of the author's checkers program is evident in this diagram. Since there is a limit to the size and complexity of a problem one can keep in mind at one time, it appears that the best way to deal with large and complicated problems is to treat fairly sizable operations as separate units and then combine them hierarchically. The logical function "ChosenPosition" is defined recursively in terms of two other functions: "LegalPositionsFrom" and "BestPosition." The function "LegalPositionsFrom" deals with the problem of finding legal positions on the checkerboard at a given point in the game; all the functions that branch out from "LegalPositionsFrom" treat various aspects of this problem. The part of this major branch that deals with capture moves, for example, is in color. The function "BestPosition" and all the functions that branch out from it deal with the problem of choosing the best position from the list supplied by "LegalPositionsFrom."

MovesFrom( $P$ ) and MakeMove( $M, P$ ), together with the form of  $P$  and  $M$ , will determine the nature of the game, and the functions Terminal( $P, d$ ) and TerminalValue( $P$ ) between them will determine the strategy.

The selection of ways to represent objects in the computer is an art, and there is little we can do in a systematic fashion to decide the best way. The main requirements are that the representation should be as compact as possible and yet as easy as possible to manipulate.

For representing the various positions on a checkerboard we have two distinct possibilities. To describe a particular position we could either specify whether each of the 32 available squares on the board is or is not occupied, and if it is, by what, or we could merely

give the locations of the pieces still in play. The first of these alternatives is more convenient from the standpoint of finding the legal moves, because it makes it easier to discover which squares are unoccupied [see top illustration on page 114].

COMPLETE CHECKERS PROGRAM is given in the left-hand column on the opposite page. The language used in the program is an informal and somewhat extended version of CPL. The names of the logical functions that are specific to this particular program ("ChosenPosition" and so on) were selected to be suggestive of the operations they govern. A list of the primitive, or generalized, functions and the specific data structures used in the program is provided in the right-hand column. The chief omissions from the program are the input and output arrangements and the functions that define the game-playing strategy [Terminal( $P, d$ ) and Terminal Value ( $P$ )]. The program has not been debugged on a machine and so, in accordance with the views expressed in the article, probably still contains some errors; interested readers may like to look for them. The general notation "Condition  $\rightarrow A, B$ " is a conditional expression whose value is  $A$  if the condition is satisfied (that is, if it is true) and  $B$  otherwise. The section that deals with capture moves is in color.

When we come to a detailed consideration of the representation of moves, we find that the numbering of squares on the ordinary board is inconvenient because there are two kinds of squares (on alternate rows) that need different rules. Samuel devised a neat method of avoiding this difficulty. By extending the board with rows and columns that are not used and renumbering the squares, he produced a scheme in which the possible moves were similar for all squares on that part of the board which is actually used [see bottom illustration on page 114].

All the possible moves (other than those in which pieces are captured) fall into four types, each of which can be represented by a word (consisting of 45 bits, or binary digits) that can specify any move of its type. Within the framework of the scheme of notation we have been using it is also a simple matter to represent capture moves and the promotion of men to kings.

It would go beyond the scope of this article to discuss all the details of a working checkers program. The main outlines of the process of writing such a program should, however, be apparent by now. The first step is to have a vague idea of how to solve the problem. The second step is to specify the operations needed to carry out this initial plan, formalizing it by giving names to the objects on which these operations are to act. The third step is to clarify the definitions of the objects and to settle on a representation for each of them. These representations should be determined primarily by the operations to be performed on the objects. Once the representations have been decided on, the component operations can be defined more precisely in terms of them. One can then go on to refine the program, correcting errors or deficiencies that may show up in the representations and adjusting the operations accordingly.

At this stage the major intellectual



ChosenPosition(P) = **value of**  
 § let L = LegalPositionsFrom(P)  
 if Null(L) then Resign  
 let (p,v) = BestPosition(NIL, -∞, L, 0)  
 result is p §

BestPosition(P,V,L,d) = Null(L) → (P,V), **value of**  
 § let (p,l) = Next(L)  
 let v = - PositionValue(p,d + 1)  
 result is (v > V) → BestPosition(p,v,l,d),  
 BestPosition(P,V,l,d) §

PositionValue(P,d) = Terminal(P,d) → TerminalValue(P), **value of**  
 § let L = LegalPositionsFrom(P)  
 let (p,v) = BestPosition(NIL, -∞, L, d)  
 result is v §

LegalPositionsFrom(P) = **value of**  
 § let L = RemainingPositionList(P,Capture,5)  
 result is Null(L) → RemainingPositionList(P,NonCapture,5), L §

RemainingPositionList(P,C,s) =  
 PartialPositionList(P,C,s,FindMoveList(P,C,s))

PartialPositionList(P,C,s,L) =  
 Null(L) → (s = -5) → NIL,  
 RemainingPositionList(P,C,NextMoveDirection(s)),  
**value of**  
 § let φ = SingleDigitFrom(L)  
 let lp = MakeMove(P,C,s,φ)  
 let l = (C = Capture) → CaptureTree(lp),  
 FinalPosition(lp)  
 result is Join(l, PartialPositionList(P,C,s,L - φ)) §

NextMoveDirection(s) = (s = 5) → 4, ((s = 4) → -4, -5)

FindMoveList(P,C,s) = **value of**  
 § let (X,Y,K,σ) = P  
 let Empty = ~ X & ~ Y & Board  
 let ψ = (C = Capture) → (Shift(Empty,σ) & Y), Empty  
 let φ = Shift(ψ,σ) & X  
 result is (s > 0) → φ, φ & K §

MakeMove(P,C,s,φ) = **value of**  
 § let (X,Y,K,σ) = P  
 let ψ = (C = Capture) → Shift(φ, -σ), NIL  
 let θ = (C = Capture) → Shift(ψ, -σ),  
 Shift(φ, -σ)  
 let Xk = Null(φ & K) → (θ & LastRows), (θ - φ)  
 result is ((X - φ + θ), (Y - ψ), (K - ψ & K + Xk), σ, θ) §

FinalPosition(lp) = **value of**  
 § let (X,Y,K,σ,φ) = lp  
 result is (Y,X,K, -σ) §

CaptureTree(lp) = **value of**  
 § let L = PartialCapturePositionList(lp)  
 result is Null(L) → (FinalPosition(lp)),  
 CombineCaptureTrees(L) §

PartialCapturePositionList(lp) = **value of**  
 § let (X,Y,K,σ,φ) = lp  
 let P = (X,Y,K,σ)  
 result is MinList(PCP(P,φ,5), PCP(P,φ,4),  
 PCP(P,φ & K, -4), PCP(P,φ & K, -5)) §

PCP(P,φ,s) = **value of**  
 § let (X,Y,K,σ) = P  
 let ψ = Shift(φ, -σ) & Y  
 let Empty = ~ X & ~ Y & Board  
 let θ = Shift(ψ, -σ) & Empty  
 let Xk = Null(φ & K) → (θ & LastRows), (θ - φ)  
 result is Null(θ) → NIL,  
 ((X - φ + θ), (Y - ψ), (K - ψ & K + Xk), σ, θ) §

CombineCaptureTrees(L) = Null(L) → NIL, **value of**  
 § let (lp,l) = Next(L)  
 result is Join(CaptureTree(lp), CombineCaptureTrees(l)) §

## PRIMITIVE FUNCTIONS

### a LIST FUNCTIONS

L LIST  
 Null(L) TRUE IF L IS THE EMPTY LIST (NIL), FALSE OTHERWISE  
 Head(L) FIRST MEMBER OF L  
 Tail(L) WHAT REMAINS OF L AFTER Head(L) IS REMOVED  
 Next(L) LIST WHOSE MEMBERS ARE Head(L) AND Tail(L)  
 Join(L<sub>1</sub>,L<sub>2</sub>) A SINGLE LIST FORMED FROM THE MEMBERS OF L<sub>1</sub> AND L<sub>2</sub>  
 MinList(L<sub>1</sub>,L<sub>2</sub>,...) A SINGLE LIST FORMED FROM THE MEMBERS OF SEVERAL LISTS; ALSO LEAVES OUT NULL LISTS AND REPETITIONS

### b BIT-STRING FUNCTIONS

~ NOT  
 ^ AND  
 v INCLUSIVE OR  
 x + y SAME AS x & y  
 x - y SAME AS x & (~y)  
 SingleDigitFrom(x) A BIT-STRING OF THE SAME LENGTH AS x WITH A SINGLE 1 IN A POSITION CORRESPONDING TO ONE OF THE 1'S IN BIT-STRING x  
 Shift(x,n) THE BIT-STRING x SHIFTED n PLACES TO THE RIGHT. IF n < 0, THE SHIFT WILL BE TO THE LEFT. DIGITS THAT ARE SHIFTED OFF THE END OF THE BOARD ARE LOST. DIGITS SHIFTED ONTO THE BOARD ARE 0'S.

### C STRATEGY FUNCTIONS

Terminal(P,d) TRUE IF P IS TERMINAL, FALSE OTHERWISE  
 TerminalValue(P) VALUE OF P (COMPUTED WHEN LOOK-AHEAD BEYOND P IS UNDESIRABLE)

## DATA STRUCTURES

### a 45-BIT STRINGS

X PLAYER'S MEN AND KINGS  
 Y OPPONENT'S MEN AND KINGS  
 K KINGS ON BOTH SIDES  
 φ SQUARE MOVED FROM  
 ψ CAPTURED PIECE (IF ANY)  
 θ SQUARE MOVED TO  
 Board 1'S ON BOARD SQUARES, 0'S ELSEWHERE  
 LastRows 1'S ON SQUARES NUMBERED 5, 6, 7, 8, 36, 37, 38, 39


### b POSITIONS

σ NEXT PLAY  
 σ = +1: BLACK TO PLAY  
 σ = -1: WHITE TO PLAY  
 P,p ORDINARY POSITIONS WITH COMPONENTS X, Y, K, σ  
 lp INTERMEDIATE POSITIONS WITH COMPONENTS X, Y, K, σ, φ, WHERE φ INDICATES THE PIECE THAT CAN MOVE

### C MISCELLANEOUS

C CAPTURE OR NONCAPTURE  
 s DIRECTION OF MOVE  
 s = 5: FORWARD, LEFT  
 s = 4: FORWARD, RIGHT  
 s = -4: BACKWARD, LEFT  
 s = -5: BACKWARD, RIGHT  
 V,v POSITION VALUE  
 d DEPTH OF LOOK-AHEAD

## NEW! Direct reading punched tape programmers control 22, 42 or 82 circuits.



Less than  
**\$600**  
(82 channels 115V)

Expressly designed for multiple circuit industrial control applications, this new Tape Reader combines the durability of toggle switches, the flexibility of a patchboard, the repeat accuracy of a cam timer, with the advantages of punched tape programming.

It is a direct-reading tape programmer in which sustained switch closure is provided without memory or lock-up relays. Through the action of make-before-break contact brushes, two or more successive holes in each tape channel still sustain a switch closure.

The tape is driven through the reader either from an external switch closure, stepping from position to position, or at a sustained speed of 25 lines per second. Stepping and sustained advance programs are easily mixed.

Three basic tape drives are available; synchronous motor in many speeds (lines per second), stepping/fast advance (advancing the tape line by line from the receipt of an external switch closure), and a variable speed drive.

Current applications include: sequencing targets on a rifle range, medical analysis equipment, automated plating, loom programming, automatic coil winding, water temperature control for injection molding, durability testing of automatic transmissions, tire manufacturing, food batching, and many others.

Series	Prices	Number of Channels	Drive Type
112	\$300.00	12	Synchronous motor
222	\$390.00	22	Stepping/Fast advance
242	\$465.00	42	Stepping/Fast advance
282	\$595.00	82	Stepping/Fast advance

Write for a demonstration, or our 8 page catalog, it will be sent by return mail.



Interstate Highway #287, Parsippany, N.J. 07054.  
In Canada: Sperry Gyroscope Ottawa Ltd. Ont.

work of the program seems to be finished. We have specified precisely what we want the computer to do. The rest—converting the program into instructions for the computer—should be merely routine. Unfortunately it does not quite work out that way, and anyone who has not had the experience of using a computer will be unpleasantly surprised by the amount of time and effort that is still needed.

In the first place, the computer is unable to accept directly the rather sophisticated kind of instructions we should like to give it. It is almost certain that we shall have made use of operations that are too much for any computer. To get around the inability of the machine to do directly what we want, we can write our program in a standard programming language and make the machine translate this into its own much simpler code. This seems an excellent use of a computer to do the donkey work for us, but unfortunately it does not get rid of all the labor. We have to do a good deal of apparently irrelevant and *ad hoc* work to force the program into a form suitable for existing programming languages.

There are now a considerable number of these programming languages: FORTRAN, ALGOL and MAD (used primarily for scientific problems); JOVIAL (for military applications); COBOL; SIMSCRIPT; LISP; PL/I; CPL, and others. To give an indication of the varying styles of the languages, three samples are given: a simple program (to find the mathematical function  $e^x$ ) is written in CPL, in ALGOL and in FORTRAN [see illustration on page 113].

The advent of programming languages of this kind some nine years ago vastly enriched the art of programming. Before then a program containing 5,000 instructions was considered quite large, and only the most experienced or foolhardy programmers would attempt one. Today an individual can tackle programs about 10 times larger; a team by cooperative effort may produce a program still larger by a factor of five to 10.

By far the most important of the new programming languages was FORTRAN; until recently, it has been estimated, more than 90 percent of all scientific and engineering programs were written in it. In the past few years it has gradually become clear that current programming languages are by no means perfect and that the great success of FORTRAN was due to its relative merits rather than its absolute ones. Other programming languages such as

ALGOL and LISP have shown that there are easier ways to do at least some things on computers.


To get back to our checkers program: I have written the complete program (except for certain details, including the input and output arrangements) in an informal and somewhat extended version of CPL (which stands for "Combined Programming Language"). The program in symbolic form, together with a list of the terms used and their definitions, is shown on the preceding page. The program is not by any means in final form; it has not been run on a machine and therefore, in accordance with the views expressed below, probably still contains some errors. Interested readers may like to look for them.

In the early days of computer programming—say 15 years ago—mathematicians used to think that by taking sufficient care they would be able to write programs that were correct. Greatly to their surprise and chagrin, they found that this was not the case and that with rare exceptions the programs as written contained numerous errors. The process of discovering, locating and correcting these errors proved to be one of major difficulty, often taking considerably longer than writing the program in the first place and using a great deal of machine time.

Although programming techniques have improved immensely since the early days, the process of finding and correcting errors in programs—known, graphically if inelegantly, as "debugging"—still remains a most difficult, confused and unsatisfactory operation. The chief impact of this state of affairs is psychological. Although we are all happy to pay lip service to the adage that to err is human, most of us like to make a small private reservation about our own performance on special occasions when we really try. It is somewhat deflating to be shown publicly and incontrovertibly by a machine that even when we do try, we in fact make just as many mistakes as other people. If your pride cannot recover from this blow, you will never make a programmer.

It is not, in fact, in the nature of human beings to be perfectly accurate, and it is unrealistic to believe they ever will be. The only reasonable way to get a program right is to assume that it will at first contain errors and take steps to discover these and correct them. This attitude is quite familiar to anyone who has been in contact with the planning of any large-scale operation, but it is com-





TO  
SCIENTISTS  
AND  
ENGINEERS

**NEW IDEAS IN  
MAN/MACHINE  
COMMUNICATIONS...**

**INSTANT  
DISCOURSE  
FOR DECISIONS**

The challenge is no longer merely to gather vast amounts of complex information. Instant interpretation is needed based on man and machine in direct discourse. This is the challenge Sanders is meeting. This is the opportunity that Sanders offers you in man/machine communications.

From engineering design to management policy, Sanders Information Display Systems are providing decision makers with instant visual access to high speed computers, their stored information and problem solving capabilities.

As part of the automatic prelaunch checkout equipment for the Saturn V Rocket — Sanders has produced a completely flexible information system incorporating a command and control display with data processor interfaced to a storage computer. Immense amounts of information indicating the readiness of the vehicle will be stored, monitored and displayed, permitting constant exercise of human judgment right down to the last split

second decision to override the computer, scrub the mission, or send this country's astronaut team thundering on its way to the moon.

From these sophisticated requirements to the daily communications needs of business and industry, Sanders Information Displays combine your judgments with the speed, accuracy and memory capacity of a computer.

If you enjoy working in new directions in display technology or seek a career in long range communications, oceanography or any other demanding field of Sanders activities, we would like to hear from you.

Our corporate brochure will give you a detailed picture of Sanders directions. For your own copy, call or write Sanders Associates, Inc., Corporate Personnel Information Services, Nashua, New Hampshire 03060. Phone: (603) 883-3321.

\*T.M., Sanders Associates, Inc.







Computer systems  
are known by their  
**MEMORIES**

So is Vermont  
Research Corporation . . .

In six short years, we've firmly established ourselves as leaders in developing and producing high-performance drum memories, logic modules and memory systems. In the process, we've earned quite a reputation for solving difficult data storage problems.\* (As well as the common, ordinary, everyday variety.)

With capacities to 100,000,000 bits and more . . . access times from 5.0 msec . . . data rates to 3 Mc . . . and complete interface capability . . . VRC drum memories are the logical choice for extending core storage. They are readily adaptable to program storage, program language translation, storage of mathematical tables and dozens of other general memory duties. And of course they're a natural for time sharing systems.

A brochure covering basic features and specifications of the VRC line is yours for the asking.

\* *One problem we haven't yet solved. How to keep our engineering staff from being overwhelmed by a rapidly rising volume of orders. If you'd like to pitch in and help solve that problem, write and tell us your interests and qualifications.*

**Vermont Research**  
CORPORATION

Precision Park,  
North Springfield, Vermont

pletely strange to most people who have not.

The trouble, I think, is that so many educational processes put a high premium on getting the correct answer the first time. If you give the wrong answer to an examination question, you lose your mark and that is the end of the matter. If you make a mistake in writing your program—or, indeed, in many other situations in life outside a classroom—it is by no means a catastrophe; you do, however, have to find your error and put it right. Maybe it would be better if more academic teaching adopted this attitude also.

It is when we first come to grips with a computer and actually try to run a program, either to test it or to obtain some useful results, that we really begin to get frustrated. In spite of the much vaunted speed of the machine itself, it is normally several hours and sometimes several days before one can actually get back the answer to even the shortest program. When this delay is added to the fact that computers and their programming languages and compilers are often most unhelpful, so that the only information you receive at the end of a day's wait may be that your program is still wrong, it is easy to understand why so many people get the impression that using a computer is more a matter of fighting the machine and the system than it is one of cooperation.

The reason for this curious situation is the desire to keep the computer, which is a very expensive machine, fully occupied for as much of the time as possible. The organization outside the computer, which frequently employs quite a large human operating staff, accounts for almost all the "turn-around time" and a fair proportion of the frustration. The introduction of time-sharing systems should remove this source of frustration, at the cost of greatly increasing the size and complexity of the operating programs [see "Time-sharing on Computers," by R. M. Fano and F. J. Corbató, page 128].

A large part of the work involved in actually getting a program running can be done by the computer itself. Operations such as translating the programming language into detailed machine code, allocating storage space inside the computer, keeping records to assist in the diagnosis of program errors, organizing the scheduling and accounting for a sequence of short jobs from various users and the like are precisely the kind of high-grade routine clerical work a computer can handle, and it is therefore

only rational to expect the machine to do it.

The programs to make the machine carry out these operations are of the greatest importance. Most users of the computer will have far more contact with them than they do with the computer itself, and for this reason the operating programs are known as the software of the system (as opposed to the computer itself, which is known as the hardware). In actuality the performance of a system is as much dependent on its software as on its hardware, and the planning and writing of software systems is rapidly becoming a major problem for computer manufacturers. The entire set of these programs, known as the software package, can easily cost the machine manufacturer as much to produce and debug as the machine itself. As a result there is strong pressure not to change either the programming language or the operating system, in spite of the fact that in many respects they are seriously inadequate.

Why is the road from the conception of a program to its execution by the machine so long and tiresome? Why are the operating systems today—the software—so costly and unsatisfactory? Are we perhaps reaching the limit of human ability to write complicated programs, and is the present software crisis really the result of attempting the humanly impossible? Anyone who deals with the large computer systems today knows how close the whole thing is to collapsing under the weight of its own complexity.

There is no doubt that with the current techniques we have nearly reached our limit in programming. Could we not, however, improve the techniques? The checkers example we have considered in this article gives a strong hint that a simplified approach and improvement of the programming language would make things a great deal easier. If a suitable programming language existed, it should clearly be possible to write the entire checkers program in the way outlined above and leave nearly all the remaining stages to be performed by the computer. As a matter of fact, that can almost be done now, and it would probably not be too difficult to construct a language in which it was possible.

The only reasonable way to set up a large and complicated program is to use a hierarchical method. Since there is a limit to the size and complexity of a problem we can hold in our head at one time, it appears that the best way to extend our capability is to treat relatively large and complex operations as single

## WHAT IS THE SHAPE OF SOUND?

Over the past decade or so, music in the home has been available in two principal shapes: the box of the console and the cluster of individual components.

Now there is another form, one that we at KLH think makes more sense than any other for people with an active interest in music and sound reproduction. It is the three-piece music system, a uniquely functional and flexible configuration that places all the electronics and operating features of a sound system in one compact cabinet, and the loudspeakers in two others.

The three-piece format is sensible and useful. The speakers go wherever they sound and look best. The control center, unobtrusive and tasteful in visual design, can be placed where it belongs—near the listener. He can adjust sound from where he normally hears it, and he can operate the system without having to walk across a room.

The three-piece system also uses living space effectively. It fits easily and gracefully into a room already filled with the furnishings of modern living. It uses very little valuable floor space. It doesn't take up the better part of a wall or crowd a comfortable chair into an uncomfortable corner.

Most important to the listener, the three-piece arrangement is capable of superb sound. The speakers can easily be arranged to provide more effective stereo coverage than is possible with any console cabinet. They can be placed across the room from the listener, where they sound least mechanical and most musical. And there is no

need for the compromised frequency and dynamic range that is almost always required to avoid distortion and acoustic feedback in a single-cabinet console. Sound is spacious and detailed.

In design and performance, the three pieces constitute a single integrated system. They can be made to match and compliment each other in all details of performance, using techniques that are not readily available to someone who assembles a component sound system on his own. There is no confusing duplication of operating features, and no need for the added expense of designing individual components to operate with any and all other components. For a given cost to the consumer, the integrated system can offer a significantly higher level of performance than any other form.

KLH has always felt that the three-piece music system is the most advantageous form for bringing sound reproduction into a living room. Although we manufacture other forms of sound equipment, including individual


components, the three-piece system represents the best combination of performance and value we think we can offer. We feel it is the ideal form for high-performance sound equipment.

Beginning with our Model Eleven portable phonograph in 1962, we have tried to take advantage of every aspect of current technology to advance the three-piece concept. Using the transistor as the basis for miniaturized high-performance circuitry, we have designed and manufactured our own subassemblies — IF strips, RF front ends, transformers, amplifier and pre-amplifier sections — for the most efficient use of space for power and performance. We also manufacture every critical part of our own loudspeakers — all of them compact, some of them dramatically so for their level of performance. We rely on our own imagination and resources, not on parts and subassemblies commonly available in the home-entertainment industry.

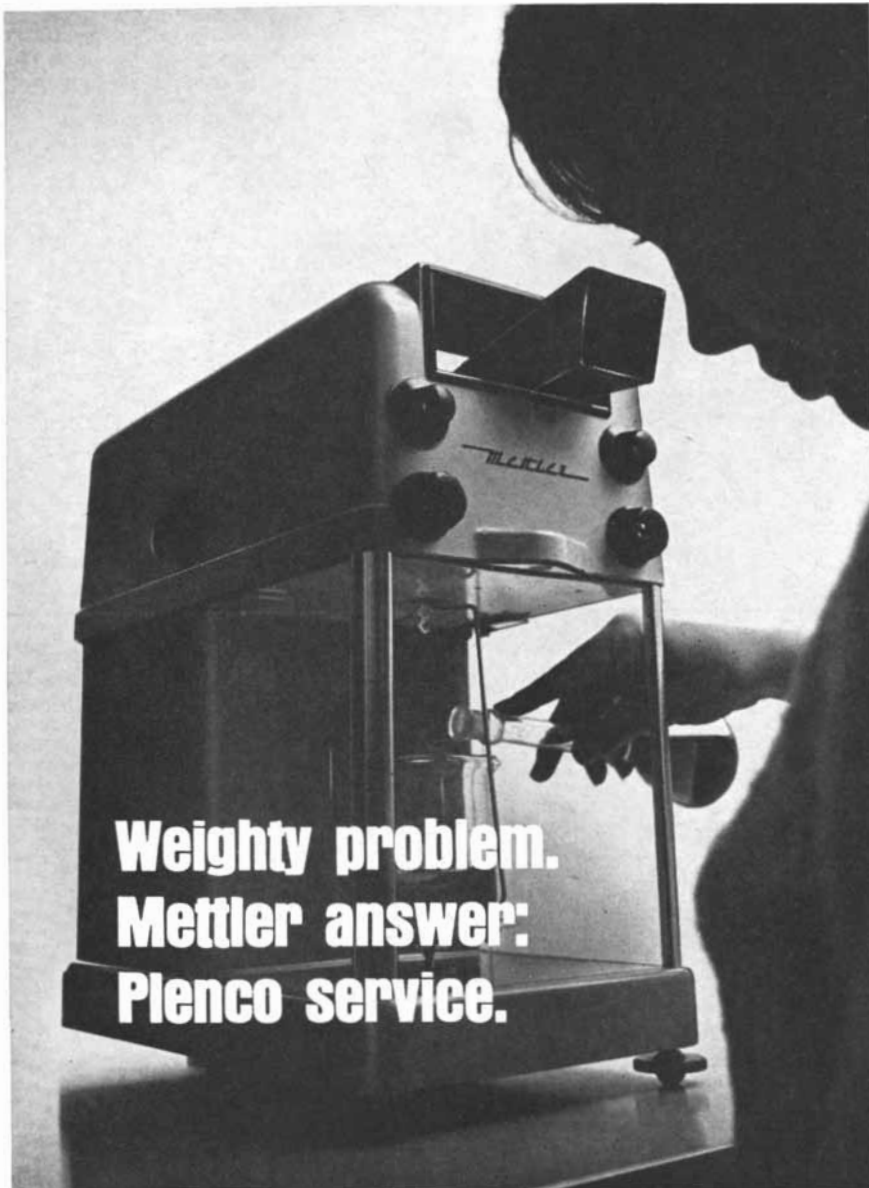
Our most advanced statement of the three-piece concept is the KLH\* Model Twenty stereo music system, an ambitious, powerful, and versatile instrument.

Listen to the Model Twenty and other KLH music systems and judge them against your own ideas of design, performance, and utility. We think you will agree that the three-piece KLH music system is today's most sensible shape for sound.

For information on KLH music systems write: KLH, 195 Albany Street, Cambridge, Mass., 02139.



\*A trademark of KLH Research and Development Corp.



**Weighty problem.  
Mettler answer:  
Plenco service.**

Weighings can be made on Mettler H6 and H6T Analytical Balances virtually as fast as an operator can dial and read.

Produced by Mettler Instrument Corporation, Princeton, N.J., these reliable, single-pan H Balances are used in school laboratories as well as throughout industry.

How do you house a precision balance? Mettler's requirements were exacting. They called for the development by Plenco of a molding compound of special plasticity and special flow characteristics, good stability and strength. Moreover, it had to be a *non-bleed* phenolic, since Mettler also specified that the molded housing was to be surface coated.

Tough assignment. For us. For the molder, too—Tech Art Plastics Co., Morristown, N.J. The attractive completed product you see pictured here is the happy result. Another of the many instances which demonstrate the response of Plenco's service-oriented staff and facilities to the needs of a manufacturer or molder for individual attention to a problem, expert analysis and scrupulous follow-through.

Weigh your own needs, special-purpose or general; *your* "dial", too, is likely to read PLENCO.

## PLENCO

### PHENOLIC MOLDING COMPOUNDS

**PLASTICS ENGINEERING COMPANY • SHEBOYGAN, WISCONSIN**  
Through Plenco research . . . a wide range of ready-made or custom-formulated phenolic, melamine and epoxy thermoset molding compounds, and industrial resins.

units and combine these units hierarchically. The present programming languages all pay at least lip service to this idea, but many do not allow for a genuine and unlimited hierarchy—only for two or three levels of operation (such as "local" and "global") the programmer has to consider simultaneously. Those languages that do allow a truly hierarchical treatment of a problem have only a limited ability to deal with representations.

The present-day computer is itself a stumbling block to the use of programs that are written hierarchically (or recursively). Because the computers are unsuitable for this kind of organization, the running of such a program is much slower than it is for a program written and coded in the conventional way. I am convinced, however, that the advantages of this kind of programming will far outweigh any increase of machine time that may be required. The advantages are so great that I believe the hierarchical method will eventually be adopted universally. After all, the chief purpose of any machine is to save human beings trouble; therefore we should not be unduly alarmed about giving the computer more of man's work. In addition, there is good reason to expect that it will be possible to design computers that will deal much more naturally and efficiently with deeply hierarchical programs. These machines will probably be slightly more complex than present ones, but the difference in cost will be well worthwhile.

I have left to the end what seems to me to be the most difficult, but also the most interesting and potentially rewarding, problem concerning programming languages. This is to lay a firm mathematical foundation for the construction of hierarchical systems of programs and to develop a calculus for manipulating them.

The difficulty arises basically from the fact that programming presents us with certain new questions that are not present, or at least not important, in any other branch of mathematics. The mathematical problem has two aspects. The first is how to deal explicitly and in a detailed way with complicated structures (involving representations of data) when not only the structure as a whole but also its component parts must be given names and have values assigned to them. The second aspect of the difficulty is that the use of imperatives (or commands) in programming introduces variables, and mathematics in general does not recognize the existence of vari-



**“I don't care if it peels potatoes!  
I don't want to hear about  
another copying machine!”**



Perfectly understandable. Every time you open a magazine, you see still another ad for still another copier. Which makes it tough when you have something really unusual to talk about.

Like Mr. Bruning's new 2100, the most versatile console copier yet. Look what it can do:

It copies up to 11 x 17-inch originals—that's two facing pages in most magazines. Good, sharp quality copies.

It copies bound documents up to 3½ inches thick.

It has a continuous copying selector for more than 10 copies.

It has a manual feed for copying odd sizes like 9 x 14.

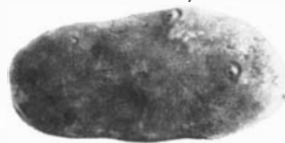
It makes offset masters and translucent diazo masters up to 11 x 17 inches from clipped and stapled papers, computer printout, etc.

It does not peel potatoes.

If this sounds like the 2100 should be working for you, give your Bruning man a call.

You'll find him listed under Bruning or Addressograph Multigraph in the telephone directories of 155 major cities. Or write Department A, Mt. Prospect, Illinois.

*I only have eyes for Bruning.*



**Bruning**

Division of Addressograph Multigraph Corp.

# FORMULAS for PROFITS


$$SP + K + EX^{38} = ST$$

Standard Products      Knowledge      38 Years Experience      Savings in Time

$$SP^m + I + S = PS$$

Standard Products, modified      Imlok      Service      Problem Solving

Each set of symbols logically translated into action by users of Bud Products has resulted in rewarding experiences culminating in ultimate gain.



Producers of electronic systems and devices for resale find that Bud sheet metal enclosures meet the test of appearance, efficiency and value. Research and development facilities depend upon our creativity, engineering, skill and knowledge to provide them with simple or complex housings.

Users of Bud Products range from the home experimenter to huge industrial firms. Each one's need can be adequately and rapidly served by our extensive facilities, both production and distribution.

We invite your inquiries, and would be pleased to send you our descriptive literature and the name of the authorized Bud Distributor at which our products may be seen.



**BUD RADIO, INC.**

Willoughby, Ohio

ables in this sense, that is, values varying over a period of time. In its traditional branches mathematics deals only with static situations. Even the calculus, which is concerned with the approaches of objects to a limit, deals with the subject in terms of a series of fixed values. In general the things mathematicians call variables are either constants whose values are not yet known or non-existent quantities (such as "nobody") that are introduced for purposes of logical syntax. In programming, on the other hand, we deal with time-varying variables by the very nature of the process; a program is essentially a schedule of changes.

An experienced programmer reading this article will have been struck by the fact that in the formulation of the checkers program I have used no commands, and in particular by the fact that the program contains no assignment statements (statements assigning values to names or objects). The reason for this is that we know how to combine recursively defined functions into hierarchical structures only in the absence of assignment statements. There is still no satisfactory way of doing the same thing if they are included.

Investigation of the mathematical problems I have discussed has now begun. It is clear at the start that the field to be explored is almost entirely new, without established guidelines such as exist in most other areas of mathematical research. It is also evident that the first and most difficult task is to clarify what we mean, in a programming context, by terms such as "name" and "value." The chief trouble is that the introduction of assignments (changes of value with changes in circumstances) makes the meaning of the terms ambiguous from the standpoint of the way they are ordinarily used in mathematics, so that it seems probable we shall need to generate new concepts in order to get a firm grasp of the situation.

Much of the theoretical work now being done in the field of programming languages is concerned with language syntax. In essence this means the research is concerned not with *what* the language says but with *how* it says it. This approach seems to put almost insuperable barriers in the way of forming new concepts—at least as far as language *meaning* is concerned. I believe the way to progress for programmers lies along the path of research on meaning rather than syntax. It is primarily through the study of meaning that we shall develop the concepts required to build up hierarchical structures.


# A Short Zoological History of a Very Busy Computer Firm








(1) It was 1955, and cigars were being passed out around Honeywell. The company that was to become Honeywell EDP was born. Honeywell was in the computer business. (Computer Control Company, which just recently joined the family, was already two years old.)



(2) Those were the days of the vacuum-tube monsters. And we had ours: the huge Datamatic 1000. (Several of these old timers are still turning out a full day's work for their demanding masters. We're using one of them ourselves to help design and build new computers.)



(5) Our next move was to breed a whole family of new generation computers. We took all the features that made the H-200 such a hopping success and built them into a small-to-high-powered line of six compatible models (120, 200, 1200, 2200, 4200, 8200). We call it Series 200.



(6) Meanwhile, Honeywell's process-control people weren't pussyfooting around, either. From our Pennsylvania facilities sprang new and versatile on-line computer systems to control such activities as the dispatch of electricity; manufacture of food, steel, textiles and chemicals; or processing and handling of materials.





(3) Then suddenly everybody was jumping to transistors. The second generation had arrived. And Honeywell hopped right to it with a great new computer, the H-800 (and then the 400, 1400, and 1800). One of many H-800 innovations was parallel processing, the ability to run as many as eight programs at the same time.



(4) We were moving well, but it was time to spurt. We pulled ahead of all the others with the first of the current new-generation computers. Our unique Liberator concept made it easy to switch from competitive systems to Honeywell. And we were off and running.



(7) And when Computer Control Company, Inc., a top dog in digital technology, joined the team, it expanded our integrated circuit know-how, added digital logic modules, core memories and magnetic test instruments to our product line. 3C computers (DDP-124, DDP-224, DDP-24, DDP-116 and more to come) are favorites in applications like flight simulation, physics research, radio astronomy, and freight-yard control.



(8) Now that we're roaring ahead in virtually every part of the computer kingdom, we have a unique ability to meet your computer requirements. Try us. For details on our business computers, write EDP Division, Wellesley Hills, Mass. 02181. For data on our other computers and related digital devices, write: Computer Control Div., Framingham, Mass. 01702. **Honeywell**





# TIME-SHARING ON COMPUTERS

This technique, whereby a computer serves a large number of people at once, does more than save time and money. It sets up a dialogue between user and machine and allows communication among users

by R. M. Fano and F. J. Corbató

The history of the modern computer has been characterized by a series of quantum leaps in our view of the machine's possibilities. To mention only two of the crucial advances, the application of electronics, vastly increasing the computer's speed of operation, and later the invention of special languages, facilitating communication with the machine, each in its turn opened new vistas on the computer's potentialities. Within the past few years the technique called time-sharing has again stimulated the imagination. It has created an unexpected new order of uses for the computer.

At first thought time-sharing seems simply a convenience: a means of allowing fuller use of the machine by more people and of saving time for the users. In practice, however, experiments with the technique have demonstrated a wide range of more interesting possibilities. It enables the user to conduct a continuous dialogue with the machine and in effect makes the computer his intellectual assistant. Further, the system makes it possible for the users to carry on a discourse with one another through the machine, drawing on its large store of knowledge and its computing speed as they do so. The time-sharing computer system can unite a group of investigators in a cooperative

search for the solution to a common problem, or it can serve as a community pool of knowledge and skill on which anyone can draw according to his needs. Projecting the concept on a large scale, one can conceive of such a facility as an extraordinarily powerful library serving an entire community—in short, an intellectual public utility.


It was Christopher Strachey, the author of the article on system analysis and programming in this issue, who first proposed (in 1959) a time-sharing system. The large, expensive computing machines had become far removed from their users, both in time and in distance. An applicant in effect had to deliver his problem or program to a receptionist and then wait hours or sometimes days for an answer that might take the machine only seconds or even less time to produce. The computer, working on one program at a time, kept a queue of users waiting for their turn. If, as commonly happens, a submitted program contained a minor error that invalidated the results, the user often had to wait several hours for resubmission of his corrected program. Strachey suggested that the rapidity of a computer's operations made all this waiting unnecessary. By segregating the central processing operations from the time-consuming interactions with the human programmers,

the computer could in effect work on a number of programs simultaneously. Giving only a few seconds or often less than a second at a time to each program or task, the machine could deal with many users at once, as if each had the machine to himself. The execution of various programs would be interspersed without their interfering with one another and without detectable delays in the responses to the individual users.


The Computation Center at the Massachusetts Institute of Technology quickly took up Strachey's suggestion. By November, 1961, the center had implemented and demonstrated a first model of the Compatible Time-Sharing System, using an International Business Machines Corporation 709 computer. Two years later an improved version of this system was operating on two IBM 7094 computers, one at the Computation Center and another at M.I.T.'s Project MAC (an acronym that has been variously translated as standing for multiple-access computer, machine-aided cognition or man and computer). By that time three other time-sharing systems had been developed: at Bolt, Beranek and Newman, Inc., at M.I.T.'s Research Laboratory of Electronics and at the System Development Corporation, and several more have since been developed at other research institutions.

Inherent in the time-sharing concept is a system of multiple direct connections to the computer from many points, near and far. At M.I.T. there are now 160 such stations, each with a teletypewriter that enables the user to enter his message directly in the computer's input and to receive its replies. These stations are installed in various offices and laboratories on the M.I.T. campus and in

**PROJECT MAC time-sharing system at the Massachusetts Institute of Technology has 160 terminals on the M.I.T. campus and nearby and is also available from distant terminals. As many as 30 terminals can be connected at one time, with each user carrying on a direct and in effect uninterrupted dialogue with the computer. The terminals, 30 of which are shown on the opposite page, are for the most part simple teletypewriters such as the IBM 1050 (6) and Teletype models 33 (19), 35 (5) or 37 (10). Some are in offices, some in large "pool" rooms, some in laboratories and a few in private homes (1). In addition to students and staff members doing their own research, the users shown here include secretaries preparing papers for publication (13), authors Fano (8) and Corbató (24) and a psychiatrist at the Massachusetts General Hospital (18). More elaborate terminals are shown on the next page.**



**SPECIALIZED TERMINAL** of Project MAC has a small computer, the Digital Equipment Corporation's PDP-8, operating a braille printer (*foreground*) for a blind staff member.



**ANOTHER TERMINAL** is the "Kluge" display system developed by M.I.T.'s Electronic Systems Laboratory. It has a control unit, display screen, light pen and other equipment.

the homes of some of the research staff and faculty members. Through a private branch exchange each station can by dialing reach either the Project MAC computer or the one in the Computation Center. Moreover, the Project MAC installation is connected to the teletype networks of the Bell System and Western Union, so that access to the computer can be had from thousands of terminals in the U.S. and abroad. Thus the two computer systems at M.I.T. are being used daily by a large and varied community, with each of them providing prompt response for up to 30 simultaneous users. The systems constitute an operating model of the information utility that John McCarthy, the author of the introduction to this issue, described in 1961 in an address picturing computer services of the future.

For professional programmers the time-sharing system has come to mean a great deal more than mere ease of access to the computer. Provided with the opportunity to run a program in continuous dialogue with the machine, editing, "debugging" and modifying the program as they proceed, they have gained immeasurably in the ability to experiment. They can readily investigate new programming techniques and new approaches to problems. The bolder exercise of the imagination encouraged by the new system has resulted not only in more flexibility in attacks on problems but also in the undertaking of important new researches in a variety of areas.

**L**et us now examine the operation of a time-sharing system. Taking the M.I.T. Compatible Time-Sharing System (CTSS) as our model, we shall first present a sample of what it can do, using a program dialogue for illustration, and then describe the anatomy and machinery of the system in schematic terms.

To begin with, the system contains a large store of information—supervisory and utility programs, language-translating facilities, a library of subroutines and so on—adding up to nearly a million computer words, which is equivalent to about 2,000 book pages crowded with nonredundant symbols. The basic content of the system is a set of some 100 programs, each of which is called into play by a specific command issued through a teletypewriter. They have to do with the ordinary operations of the system and involve communication, control of its various processes, the use and translation of computer languages and so forth. In addition to these 100 basic

programs the system contains a great variety of special programs that are also available for general use. To all this "public" information there is added a large amount of material consisting of individual users' private files of programs and information.

Consider, then, an illustrative dialogue between a user and the computer [see illustrations on pages 132 through 134]. The user introduces himself by giving the command "login" and stating the project he wants to work on and his name. The machine responds by printing the time of day (to the hour, minute and tenth of a minute), and the user is

now called on to give his password. This has been found to be a highly important requirement: it is necessary to guard the privacy of each personal set of files and protect the information and programs from accidental or malicious alteration by someone else. (Experience has shown that some people are unable to resist the temptation to commit mischievous vandalism of that kind.) The printer is disconnected while the password is being typed so that no record of it appears on the print-out.

If the given password does not check with the person's name and problem number, or if he has exhausted his

monthly allowance of time on the computer, or if the machine is already being used to capacity (the maximum number of people who can use the computer at one time in our present system is 30), the machine prints a message stating that access is not available. If access can be granted, the user is allowed to proceed with further commands. Before beginning his work he may ask for an accounting of the amount of time and storage space he has used up from his allotted quotas (as one illustration shows). After this housekeeping query the user goes to work on his problem. Here, in our simple illustration, he



COMPUTER ROOM at M.I.T. houses the IBM 7094 central processing unit, memories and other central units of the Project MAC

system. Disk and drum files are visible in left background, central processor in right background, tape-storage units at right.



```

O login t193 fano
W 2237.7
Password
O T0193 2859 LOGGED IN 05/27/66 2237.8 FROM 20000N
CTSS BEING USED IS MAC5A4
O LAST LOGOUT WAS 05/27/66 2237.0
R 2.833+.900
O
O ttpeek
W 2238.2
O 5/27 2238.2 TUSED = .1
O SHIFT ALLOTTED MINUTES USED
O 1 60 3.8
O 2 20 1.0
O 3 5 0.
O 4 30 .3
O STORAGE
O DEVICE QUOTA USED
O DISK 100 4
O R 1.950+.350
O
O ed mad
W 2238.8
INPUT:
O start read and print data
an"mean = (x+y)/2.
O gmean = (x? gmean = sqrt.(x*y)
print results g"amean, gmen
transfer to start
end of program
O
O EDIT:
top
print 10
O
O START READ AND PRINT DATA
AMEAN = (X+Y)/2.
GMEAN = SQRT.(X*Y)
PRINT RESULTS AMEAN, GMEN
TRANSFER TO START
END OF PROGRAM
O END OF FILE REACHED BY:
PRINT 10
file demo
R 3.983+2.550
O
O mad demo
W 2242.9
THE FOLLOWING NAMES HAVE OCCURRED ONLY ONCE IN THIS PROGRAM.
COMPILATION WILL CONTINUE.
O GMEAN
GMEN
LENGTH 00066. TV SIZE 00005. ENTRY 00017
R 1.750+.650
O
O ed demo mad
W 2243.3
EDIT:
locate gmen
change /gmen/gmean/
print
PRINT RESULTS AMEAN, GMEAN
O top
change /amean/armean/ 10
END OF FILE REACHED BY:
CHANGE /AMEAN/ARMEAN/ 10
file
R 3.800+1.300
O
O mad demo
W 2244.7
LENGTH 00063 TV SIZE 00005. ENTRY 00016
R 1.466+.416
O
O loadgo demo
W 2245.0
EXECUTION.
x = 123.456, y = 234.567 *
X = 123.456, Y = 234.567 *
O ARMEAN = 179.011499, GMEAN = 170.172569
O QUIT,
R 5.483+1.283
O
O save demo
W 2245.9
R .866+.283

```

**RUNNING DIALOGUE** between man and machine is demonstrated by a computer print-out. The user (*lowercase letters*) announces himself; the computer (*uppercase*) gives the time. The user gives his password (which, to preserve privacy, is not printed) and the machine logs him in and reports the number of seconds used by the central processor in the exchange. In response to the command "ttpeek" the machine summarizes Fano's time and memory-space account. With "ed mad" Fano writes and edits a program in MAD language for computing the arithmetic and geometric means of any two numbers. (The symbols " and ? erase the preceding character or all the preceding characters in the line respectively.) The program is filed under the name "demo." The machine queries a typing error ("GMEAN" for "GMEAN"), which is corrected, and "AMEAN" is changed to "ARMEAN." The program is translated and executed. After a test computation the execution is interrupted. The computer acknowledges the interruption ("QUIT") and is instructed to "save" the program.

writes, translates and executes a program to compute the arithmetic mean and the geometric mean of two given numbers. A command signified by "ed" (for "editing") brings into play a subsystem in the computer that accepts various editing instructions, so that the user can call on it to write his program in a particular language (here it is the language called Michigan Algorithmic Decoder, or MAD) and make alterations, corrections or other manipulations of the program text as directed. Typing errors have been introduced deliberately in our example to illustrate some of these editing functions. The corrections are carried out through a dialogue between the user and the computer. Finally the program is translated and tested on a pair of numbers. The user presses an "interrupt" button at that point to end the computation and the computer prints out "QUIT" in acknowledgment. The user then gives the command "save demo," which instructs the machine to file the program in what becomes a new private file named "demo saved." This file is stored permanently in the system's mass memory.

The owner can command the system to print out the list of files in his file directory by giving the instruction "listf." He may also give a command authorizing the system to allow other named users access to one of his files, and conversely may gain access to other private or public files he is permitted to use. Although a person given access to someone else's file is not usually allowed to change that file, he can copy its contents, file the information separately under his own name and then modify the data or program for his own use. This technique is employed by a second person to use the program for computing the arithmetic and geometric means of a pair of numbers [see bottom illustration on opposite page]. Another convenient feature of the time-sharing system that is illustrated allows the depositing of messages from one user to another in the computer. On logging into the computer a user may be informed by the machine that there is a message in his "mail box," and the computer will then print the message on command.

To illustrate the editing capabilities of the system we have added a sample print-out of a paper delivered at a conference, together with the commands that enabled the computer to present it in the desired typographical form. The system includes a special facility for

editing English text, and this facility has been used in the preparation of technical reports and other publications.

Not the least useful feature of the Compatible Time-Sharing System is the fact that it carries its own set of instructions to its users. Stored in its mass memory is the manual describing the system; this is indexed by a table of contents listing the various services and sections in the reverse chronological order of their addition to the system; that is, the latest are listed first. Thus a user can readily check at any time to see whether or not his copy of the manual is up to date and can then obtain a print-out of any new or modified sections.

To explain the workings of the system we have focused on the dialogue carried on between the user and the computer through the medium of printed commands and responses. The Project MAC system also includes two display stations with facilities for light-pen drawing on a cathode ray tube and for viewing the projection of continuously rotating three-dimensional objects. This equipment has been used by Cyrus Levinthal for studying the structure of biological molecules [see "Molecular Model-building by Computer," by Cyrus Levinthal; *SCIENTIFIC AMERICAN*, June.]

Of the anatomy and internal operations of the M.I.T. time-sharing system we can only give a schematic outline. It employs a very large and complex installation, built around an IBM 7094 computer and containing in addition a number of special units [see illustration on page 135].

The heart of the system is a complex of programs called "the supervisor." It coordinates the operation of the various units, allocates the time and services of the computer to users and controls their access to the system. The allocation function includes scheduling of users' requests, transferring control of the central processor from one user to another, moving programs in and out of the core memory and managing the users' private files. Obviously the time allowance for each program-run must be closely regulated. If a program runs too long without interruption, other users will be kept waiting unduly; on the other hand, if the execution of a program is interrupted many times, the repeated movement of the program in and out of the core memory will entail a waste of time. We have adopted a time-allowance scheme based on task priorities that in

```
listf
W 2246.0

      6 FILES      24 RECORDS
NAME1 NAME2 MOD NOREC USED
DEMO   SAVED 000   18 05/27/66
(MOVIE TABLE) 001   1
DEMO   BSS 000   1
DEMO   MAD 000   1
PERMIT FILE 120   1
FJCC (MEMO) 000   3 05/19/66

      28 LINKS
NAME1 NAME2 MOD PROBN. PRGN. LNAME1 LNAME2
BASIS SAVED 104 T0173 44
CIRKIT SAVED 000 T0113 CMFL04
CONVOL SAVED 104 T0173 44
CONVT  BSS 104
DATA   SAVED 104
DATTOC (MEMO) 104 T0254 3212
DOCTOR SAVED 144 T0109 2531
GETF   SAVED 104 T0173 44
GRPS1  DGET 144 T0263 32
- QUIT,
R 1.666+.300
```

```
permit demo saved 4 t100 385
W 2248.4
R .816+.266

ed1 permit mills
W 2248.9
FILE PERMIT MILLS NOT FOUND.
Input
t 19t193 2859 per "mits file demo saved to t100 385 mills

Edit
top

print 2

T193 2859 PERMITS FILE DEMO SAVED TO T100 385 MILLS
file
R 4.400+1.500

mail permit mills t100 385
W 2254.7
R 1.366+.433
```

**DIRECTORY of Fano's personal files is printed out in response to the command "listf." It includes three files associated with the new "DEMO" program as well as "LINKS" to public and private files that Fano may use. Fano goes on to give permission for another user named Mills to use the new means-computing program and sends a message to Mills telling him so.**

```
login t100 mills
W 2255.4
Password
YOU HAVE MAIL BOX
T0100 385 LOGGED IN 05/27/66 2255.7 FROM 20000A

CTSS BEING USED IS MAC5A4
LAST LOGOUT WAS 05/27/66 1555.3
R 2.766+.716

print mail box
W 2256.2

MAIL BOX 05/27 2256.3

FROM T0193 2859 05/27 2254.7
T193 2859 PERMITS FILE DEMO SAVED TO T100 385 MILLS
R .683+.516

link demo saved t193 2859
W 2257.9
R 1.266+.433

resume demo
W 2258.0
x = 345.678, y = 456.789 *
X = 345.678, Y = 456.789 *

ARMEAN = 401.233498, GMEAN = 397.368725
QUIT,
R .133+1.450

logout
W 2259.2
T0100 385 LOGGED OUT 05/27/66 2259.3 FROM 20000A
TOTAL TIME USED= .1 MIN.
```

**USER MILLS, logging in, is told that there is a message in his "MAIL BOX." After reading the message he asks that a link be established to the "demo saved" program that has been permitted to him. When this has been done, he asks the computer to "resume" the program, applying it to two new numbers he provides. The machine does so and prints the answers.**

```

O resume who
W 2300.6
O MAC5A4 STARTED AT 1451.1 05/27
O BACKGROUND USED 142.6. PERCENTAGE = 0
O 17 USERS AT 2300.9 05/27
O LINE USER NAME GRP UNIT TUSED TIMEON
O 1 C0056 99995 FIBMON 0 (FIB) .1 2217.9
O 2 C0056 99999 DAEMON 0 DAEMON 37.6 1451.2
O 4 T0269 8048 ENNING 3 200007 2.0 2115.9
O 5 T0143 799 LIU 1 20000+ 7.8 1923.7
O 6 T0281 3712 MAURER 1 20000+ 8.8 1805.0
O 7 T0113 4619 WYLIE -1 600040 .8 2250.0
O 8 T0193 2859 FANO 2 20000N .7 2237.8
O 9 T0269 8031 SSANNA 3 20000. 3.6 2044.0
O 10 T0234 1122 GARMAN 1 700168 1.4 2211.7
O 11 T0186 4288 INTOSH 15 20000+ 5.9 2128.2
O 12 T0109 2531 ENBAUM 1 20000W 4.5 2125.9
O 13 T0145 3667 HITMAN 1 600038 1.8 2218.7
O 14 T0312 3047 NICHEL 1 20000Y 1.9 2222.5
O 15 T0335 4655 ULIANO -1 20000+ .1 2258.2
O 16 T0113 3556 EPHUIS 1 200000 3.3 2139.8
O 17 T0186 3187 MORRIS -1 100035 .4 2223.9
O 19 T0234 3308 WIDRIG 1 100001 1.4 2227.8
O R 1.850+2.133

```

THROUGH A LINK to the system's public file, Fano asks for and receives a print-out of the system's current users, the time they logged in and the amount of time they have used.

```

O typset fjcc
W 2303.3
O Edit
O top
O print 20
O .page
O .header SOCIAL IMPLICATIONS OF ACCESSIBLE COMPUTING
O .center
O SOME THOUGHTS ABOUT THE SOCIAL
O .center
O IMPLICATIONS OF ACCESSIBLE COMPUTING
O .space
O .center
O by
O .space
O .center
O E. E. David, Jr.
O .center
O Bell Telephone Laboratories
O .space
O .center
O R. M. Fano
O .center
O Massachusetts Institute of Technology
O file
O R 5.733+.916

```

```

O runoff fjcc
W 2305.8
O Load paper, hit return

```

```

O SOME THOUGHTS ABOUT THE SOCIAL
O IMPLICATIONS OF ACCESSIBLE COMPUTING
O
O by
O
O E. E. David, Jr.
O Bell Telephone Laboratories
O
O R. M. Fano
O Massachusetts Institute of Technology

```

#### ABSTRACT

```

O The pattern of our business and private lives has been
O shaped by many important technological developments such as
O automobiles, electric power and telephones. The influence
O of these products of technology was felt when they became
O available to a large segment of the population. We are now
O at that stage with computers.

```

```

O As with previous products of technology, accessible
O computing will undoubtedly benefit society but will also
O face us with new problems and new frustrations. The
O underlying issues are very complex and they deserve prompt
O and thoughtful consideration on the part of all of us.

```

```

O logout
W 2307.9
O T0193 2859 LOGGED OUT 05/27/66 2308.0 FROM 20000N
O TOTAL TIME USED= .9 MIN.

```

EDITING CAPABILITY of the system is illustrated by the machine's reproduction of the beginning of an article. The command "typset" calls up the program for editing and printing the text. Commands prefaced by a period, such as "center" and "space," are instructions on format. The command "runoff" produces a print-out in the specified format. Logging out, Fano learns that demonstration, which lasted 30.3 minutes, used .9 minute of computer time.

turn are determined initially by the amount of information that must be transferred into the core memory. The smaller the amount of information, the higher the initial priority the task is given. The time allowance is at least two seconds and doubles with each level of decreasing priority. If a task is not completed in its allotted time—or if a higher-priority task is waiting—it is interrupted and enough of the program moved out to a storage drum to make room in the core memory for the next task awaiting the processor's services. If the allotted time has been exhausted, the task's priority is lowered and a correspondingly doubled allocation of time is made. The interrupted task is then continued when its turn comes up again.

The user need not remain in communication with the system while his program is being run. He may write a program in collaboration with the machine, test it and, after he is satisfied that it is correct, instruct the internal supervisor to run the program for him and store the results in a file from which he can retrieve them later at his convenience. This arrangement, called FIB (for "Foreground-initiated Background"), is designed particularly for programs involving lengthy computations that do not require human intervention. The present system also allows, in effect, for the concurrent running of programs on a "batch" basis (that is, not time-sharing), but this facility is now largely superseded by FIB.

This, then, in sketchy outline, is the compatible time-sharing system we have been working with so far at M.I.T. It is only a precursor, of course, of systems that will be developed in the future. What improvements or advances are needed to create an installation that will serve a large community as a general public utility?

One obvious necessity is that the system provide continuous and reliable service. A public utility must be available to the community 24 hours a day and seven days a week without interruption. It should not shut down for accidents, repairs, maintenance, modifications or additions to the system. This implies, among other things, that the system should not depend completely on any one unit. It suggests that every part of the system should consist of a pool of functionally identical units (memories, processors and so on) that can operate independently and can be used interchangeably or simultaneously at all times [see upper illustration on page



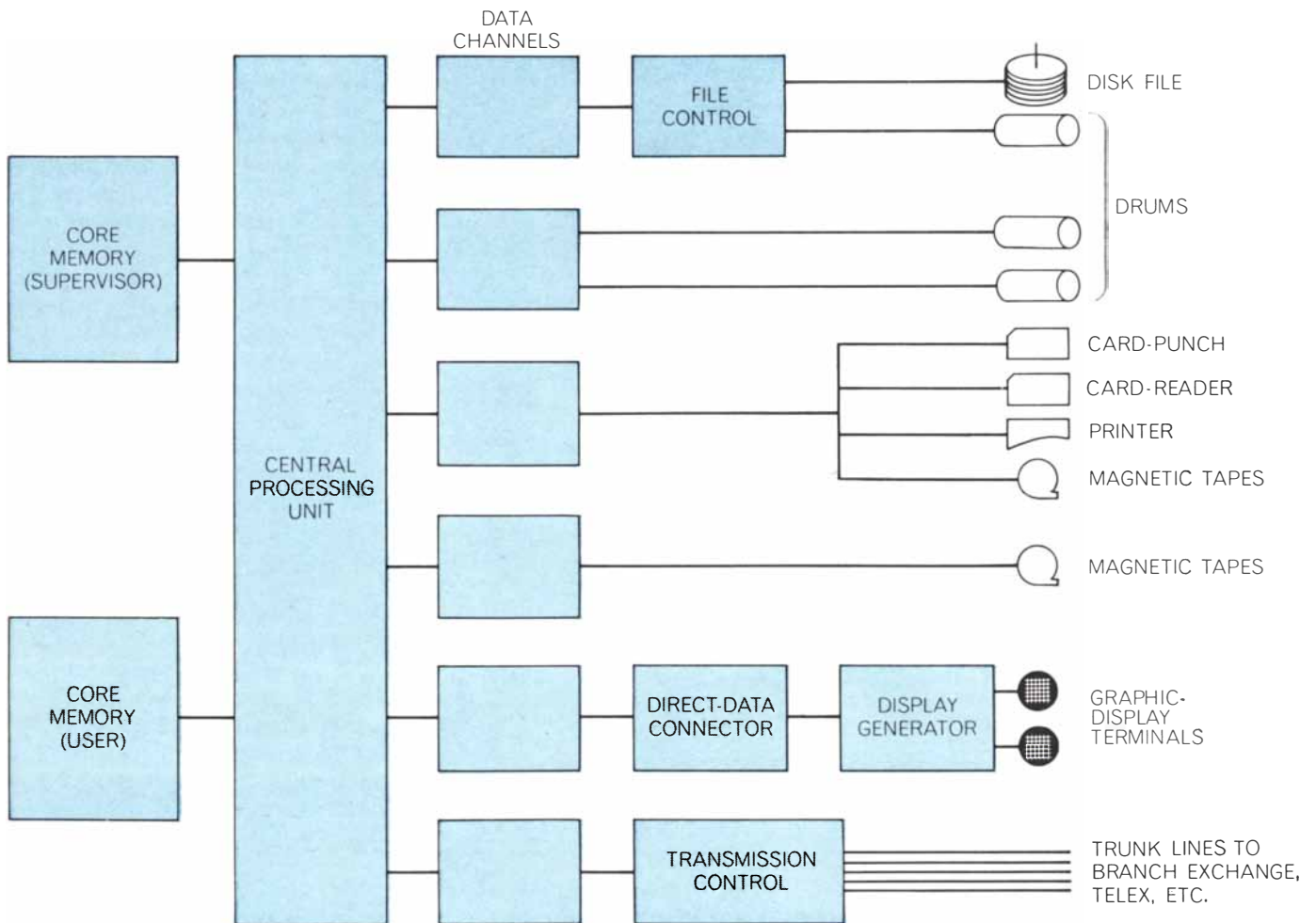
138]. In such a system any unit could be taken out of service for repair or maintenance during a period when the system load was low, and the supervisor would distribute the load among the remaining units. It would also be a simple matter to add units, without interrupting service, as the use of the system grew. Moreover, the availability of duplicate units would simplify the problem of queuing and the allocation of time and space to users.

A second need is more efficient use of the computer's time. In the Compatible Time-Sharing System, as in most conventional batch-processing systems, the central processor is idle for about 40 percent of the time because it must wait while programs and data are being transferred in and out of the core memory and while necessary information is being fetched from or written into the users' files. One way to reduce the processor's idle time would be to have at all times in the core memory several executable programs (instead of only one),

so that as soon as the processor finishes a task or transmission of more data is required, it would find another task available. The computer art now presents a technique for producing this desirable situation without having to waste too much core memory to store entire programs waiting to be executed. A program can be divided into pages, each containing, say, only 1,024 words, and the core memory can be divided into logical blocks of the same size. Pages are transferred into core memory only when needed, if at all, so that tasks can be initiated with minimal use of precious memory space.

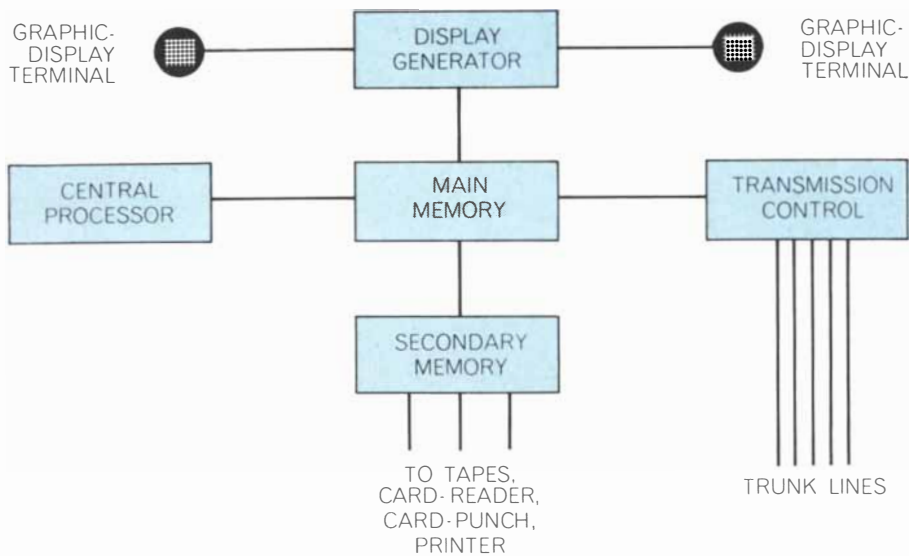
Another new technique, called program segmentation, has been advocated by Jack B. Dennis of M.I.T. to increase the ease and flexibility with which subprograms may be linked to form large programs. The process followed by a computer in executing a large program is similar to that followed by the reader of an article that refers to a

chapter of a book, and so on. The traditional technique for linking subprograms is equivalent to having a clerk in the library make copies of all articles and books to be read, assemble them into a single volume, and translate all references into references to specific page numbers of the volume. This technique has the disadvantage that popular subprograms have to be copied and stored many times as parts of different programs. Moreover, programs, unlike articles and books, are often changed and new subprograms have to be incorporated. This is particularly true in a time-sharing system. With the technique of program segmentation the segments, or subprograms, retain their individual identity at all times. They are retrieved from mass storage only when the computer finds a reference to them during the execution of some other segment. Speed of retrieval, and particularly speed of access to individual words of a segment after the segment has been retrieved, is essential. For this purpose

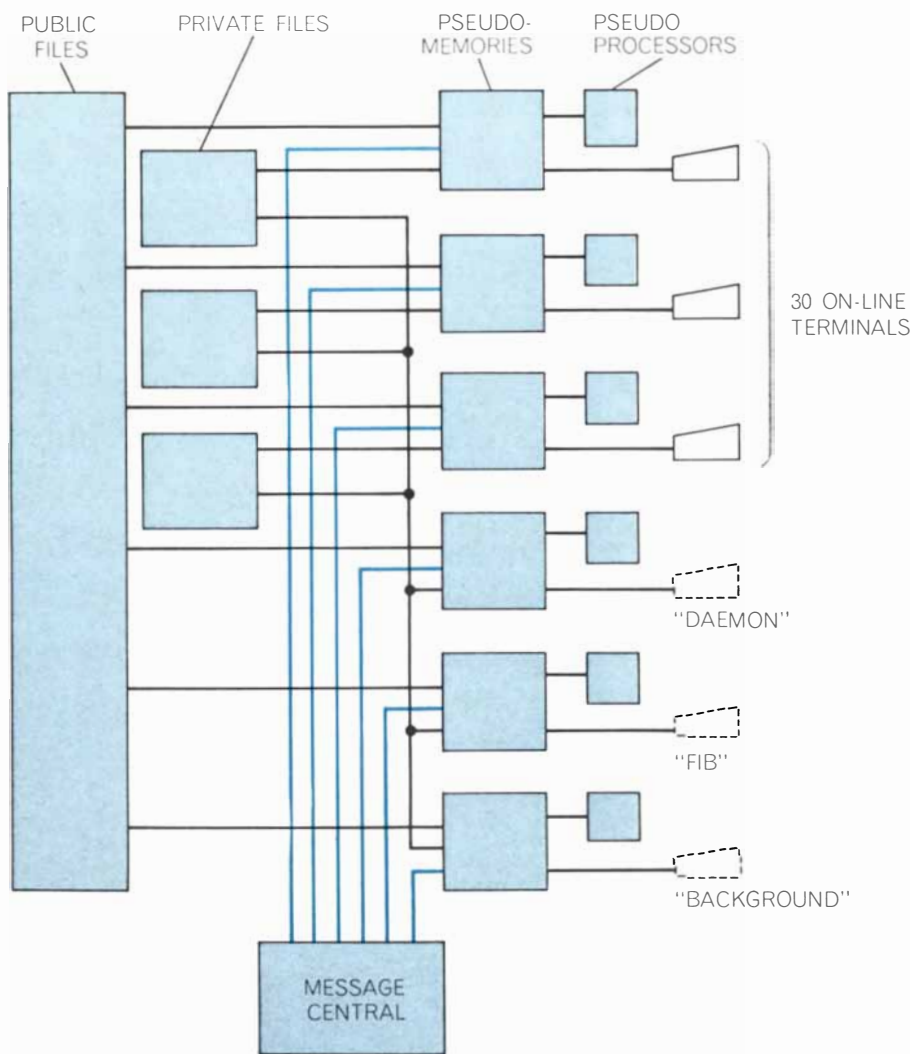


PRINCIPAL ELEMENTS of the M.I.T. time-sharing computer installation are shown in a simplified schematic diagram. One of the two core memories is occupied by the supervisor program, which

runs the system; the other is available to users. Files are moved into the core memory as needed from the disk and drum memories. The transmission control is actually a special-purpose computer.



SUPERVISOR has the effect of reducing the equipment layout diagrammed on the preceding page to the functional arrangement illustrated here. The main (core) memory, rather than the central processing unit, is in effect the central unit with which other units communicate; the various mass storage devices are in effect a single secondary memory.



"USER'S VIEW" of the system is quite different. Each of the 30 on-line users has available, for all practical purposes, his own processor and memory. Each memory has in effect a capacity of 32,768 words and has access to public files as well as the user's own files. Messages can be exchanged through the message central. Three special pseudo-processors are available to the supervisor. "Daemon" copies files on tape. "FIB" takes over and executes programs for users who do not need to wait for lengthy answers. "Background" operates as a conventional computer, batch-processing large tasks fed into the central computer.

the computer must include special equipment features, and appropriate directories of all segments must be maintained. The position of the computer is then analogous to that of a user of an ideal automatic library who finds in his reading a reference to some article or book. He gives the name or names identifying the article or book and the page or line number in which he is interested, and the desired text is quickly displayed for him so that his reading can continue without appreciable interruption. The technique of program segmentation appears to have many other advantages beyond those suggested here, and these are currently being explored in a number of research laboratories. Segmentation makes it possible for several central processors to combine in working on a program involving much computation and improves intercommunication within the system [see lower illustration on page 138]. Two new commercial computers, the General Electric Company's 645 and the IBM 360/67, include the special features needed for paging and for program segmentation.

Finally, in this catalogue of improvements needed to develop time-sharing computers into general intellectual utilities we must mention a bottleneck for which a practicable solution is not yet in sight. The output devices still leave a great deal to be desired. The teletypewriter is a frustratingly slow means of communication—and it cannot draw a picture. The graphical display devices that are currently available are expensive and require elaborate communication facilities. Inasmuch as, from the standpoint of convenience and of economics, efficient communication between the time-sharing system and its users will become at least as important as the operation of the system itself, this problem presents a crucial challenge to designers.

Three years of experience with the Compatible Time-Sharing System at M.I.T. have been a revelation in many ways. In a sense the system and its users have developed like a growing organism. Most striking is the way the users have built on one another's work and become dependent on the machine. More than half of the commands now written into the system were developed by the users rather than by the professionals charged with programming and developing the system. The users have very generally chosen to link up with one another's private files and the public files. Whereas in conventional computer

# Want a little more experience before you start a business of your own?



Hewlett-Packard may be the perfect proving grounds for you. One word of warning: You may never want to leave!

As an R&D engineer at Hewlett-Packard you'll be encouraged not only to develop ideas for marketable products, but given every opportunity to follow your concepts through research and development, pilot runs, manufacturing and finally even into marketing. You will be totally involved in every area of a business enterprise, gaining experience both as engineer and entrepreneur.

This year Hewlett-Packard will invest 19 million dollars in research and development. Our success is based on the concept that every instrument must be a contribution to the art of measurement, produced efficiently and delivered at a competitive price. Your work and training here will closely parallel this principle.

If your ideas are the kind successful businesses are founded on, we'd like to have you on our staff. If you decide to stay, you'll have unlimited opportunity to grow in any direction you choose. If you do go into business for yourself, you couldn't have a better background.

Write Ray Wilbur, Vice President, 1501 Page Mill Road, Palo Alto, California 94304. An equal opportunity employer.

**HEWLETT**  **PACKARD**





## Rent an idea machine!

It's Riegel's Machine "X"...a 90-ft.-long compact machine for making experimental paper and paper-like materials. Already Machine "X" has been midwife to such pregnant ideas as electrophotographic copy paper, ceramic "papers" that won't burn at 2200°, felt-like filters full of charcoal, conductive papers for electrical shielding.

We won't sell this machine; money couldn't buy it. But we'll rent it...by the hour, day, week or month. You just supply your ideas...your dreams, or your objectives. We'll throw in our imagination, our skilled technicians, versatile corollary equipment, and a barrel full of experience with natural and synthetic, organic and inorganic fibers, impregnations, coatings and laminations.

Riegel's capabilities may help you find more inventive materials for your products, your production, or your packaging. And Machine "X" won't talk; it keeps your secrets. Write it c/o Riegel Paper Corporation, Box 250, Murray Hill Station, New York, N.Y. 10016.

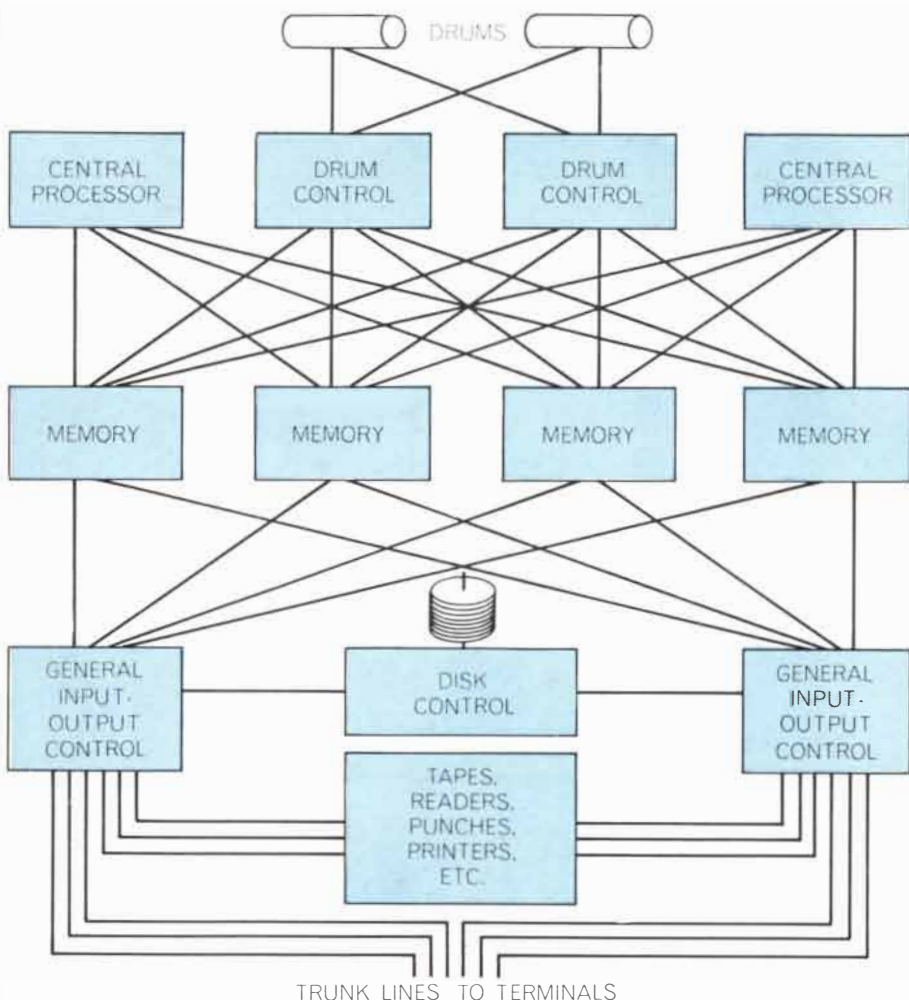


**RIEGEL PAPERS**  
FOR MEN WITH

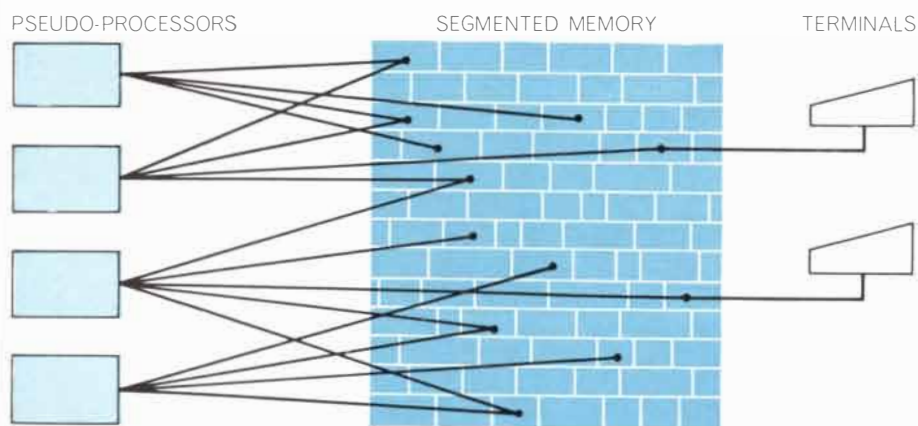
**IDEAS TO PROVE**

installations one hardly ever makes use of a program developed by another user, because of the difficulty of exchanging programs and data, here the ease of exchange has encouraged investigators to design their programs with an eye to possible use by other people. They have

acted essentially as if they were writing papers to be published in technical journals. Indeed, the analogy is not far-fetched: an editorial board representing the community of users acts as a referee to pass on all new commands that are to be introduced into the system and on all



**PROPOSED DESIGN** for a time-sharing computer would provide more dependability and flexibility than present systems. There would be several elements of each kind, so that no one unit would be critical. The main memories would be central physically as well as functionally. And the supervisor would assign each task to available units as required.



**SEGMENTATION OF PROGRAMS** adds to the flexibility of a time-sharing system. Each public and private file becomes an independent segment stored in the main memory, each with its own list of authorized users. There are no pseudo-memories, since each pseudo-processor can communicate with a number of segments, some shared with other processors.

# How to use Western Union's nationwide computer network to find a better job

Now—for only \$1 a month—you can rent time on a \$500 million computer & communications network that matches openings to your requirements—even though you're not actively looking.

Until recently, locating a better job was often a matter of luck and timing. You might plod along for years without finding what you wanted—or stumble, by chance, on an opportunity that meant the difference between success and failure.

Now, through a new application of the computer, it is possible to eliminate this element of chance. You can learn about attractive openings as they occur through PICS—Personnel Information Communications System—a new nationwide service which uses computers to match qualified men with the jobs they want.

PICS was developed by five former IBM executives who helped create the world's first efficient system of matching men and jobs by computer. They recently organized INFORMATION SCIENCE INCORPORATED to help professional, technical and administrative people learn about openings which match their individual goals.

PICS uses Western Union's \$500 million computer and communications network to match your resumé against detailed job descriptions flowing in from employers in 66 industries. PICS constantly job hunts for you, even when you're not actively looking.

## Access to firms seeking someone like you

Once you are enrolled in PICS, you have automatic access to employers throughout the country who are searching for someone with just your particular combination of skills, experience and career objectives. PICS does not waste your time on positions which would not interest you.

Your requirements, as well as your qualifications, are stored in the memories of the PICS computers. They are checked against every job description that comes in. Each time your resumé matches an opening, you receive a detailed description.

At the same time, the employer gets a copy of your confidential resumé, identified only by code and omitting your name and the name of your firm. He may contact you if he wishes—but he must do it through PICS, and you need not respond.

PICS is not an employment agency—and is not designed primarily for the unemployed. PICS' mission is to match your skills with every available job opportunity—no matter where, no matter when. You have no obligation to accept—or even consider—any position. *Should you accept, there is no placement fee.*

And even while you're not actively "looking," the PICS computers also compile quarterly salary analysis reports to show you exactly where you stand in your profession. With these reports, you can make comparisons with others by age group—by degree level—by professional skills classification.

## A matter of minutes could change your life

It takes just a few minutes to fill out the PICS enrollment form. In the process, you will be programming your complete skills pro-

### A Message to Corporation Presidents and their Top Executives

If you are concerned with sky-high recruiting costs, you are invited to investigate PICS' service to employers. The five principals of Information Science Incorporated have more practical experience in personnel data systems than any other group in the country today—and all this experience is behind the PIC System. For complete information on how PICS can slash your recruiting costs, dial "Operator" and ask for Western Union Operator 88—anywhere.



Dale H. Learn, President of Information Science Incorporated, developed the concept of using computers to match skills with jobs, while he was Corporate Employment Manager for IBM. He is shown, at right, with Russell W. McFall, President of Western Union, whose \$500 million computer and communications complex is the nerve center for this unique new nationwide service.

file for the PICS computers. You need never again risk missing a better job for which you qualify—either because you are not looking, or because you are looking at the wrong time. PICS will be looking *all* the time. And you will be eliminating the element of blind chance on which your future success now hinges.

## To enroll, mail coupon or call any of Western Union's 1600 offices today


The complete cost of PICS' service is \$1 per month payable annually—regardless of how many jobs you consider. This nominal fee is possible because the major portion of PICS' operating expenses is underwritten by subscribing corporations. To enroll, send no money now. Just mail the coupon below, or dial "Operator" and ask for Western Union Operator 77—anywhere.

PICS—Dept. 405  
Western Union Bldg., 60 Hudson St.  
New York, N. Y. 10013

Please send the enrollment form to enter my career profile into the PICS computers. I understand that as quickly as I complete and return the form, my qualifications and preferences will be matched against nationwide job openings. The complete charge for this service, including quarterly salary analysis reports, is \$1 per month payable annually, for which you will bill me later. However, I may return this material, unmarked within 10 days and owe nothing.

Name \_\_\_\_\_  
Please print  
Address \_\_\_\_\_  
City \_\_\_\_\_ State \_\_\_\_\_ Zip Code \_\_\_\_\_  
Occupation \_\_\_\_\_

# THE MOST ACCURATE VOLTMETER EVER MADE



With an accuracy of  $\pm 0.0025\%$  and no last digit uncertainty, the new Fluke 885 DC Differential Voltmeter is the world's most accurate voltmeter. It is also the first truly portable laboratory standard.

Other features include maximum meter resolution of 0.1 ppm. Thirty seconds after turn-on, the voltage reading is within 0.0002% of final reading. Peak-to-peak reference stability is 15 ppm for 60 days. Ground loops are completely eliminated when the battery powered version is used. Price is \$965 for the line powered instrument and \$1095 for the battery powered unit.

Uncommon standards laboratory performance in portable instrumentation should surprise no one familiar with Fluke. Surprised or not, if you'd like to know more about the new Model 885 as well as other advanced solid state differential voltmeters, we would be pleased to forward complete data. Please address Box 7428, Seattle, Washington 98133.

**FLUKE**

information that is to be stored in the public files.


All in all, the mass memories of our machines are becoming more and more like a community library. The users are beginning to complain about the difficulty of finding out just what the library contains and locating the items that may be of interest to them. The facility actually goes beyond a library's usual services. It already has a rudimentary mechanism whereby one person can communicate with another through a program in real time, that is, while both are using the same program at the same time. There have been cases in which a member of the faculty, sitting at a teletypewriter at home, has worked with a student stationed at a terminal on the campus. It is easy now to envision the use of the system for education or for real-time collaboration between the members of a research team. And it does not take a long stretch of the imagination to envision an entire business organization making and executing all its major decisions with the aid of a time-shared computing system. In such a system the mass memory at all times would contain an up-to-date description of the state of the business.

Looking into the future, we can foresee that computer utilities are likely to play an increasingly large part in human affairs. Communities will design systems to perform various functions—intellectual, economic and social—and the systems in turn undoubtedly will have profound effects in shaping the patterns of human life. The coupling between such a utility and the community it serves is so strong that the community is actually a part of the system itself. Together the computer systems and the human users will create new services, new institutions, a new environment and new problems. It is already apparent that, because such a system binds the members of a community more closely together, many of the problems will be ethical ones. The current problem of wiretapping suggests the seriousness with which one must consider the security of a system that may hold in its mass memory detailed information on individuals and organizations. How will access to the utility be controlled? Who will regulate its use? To what ends will the system be devoted, and what safeguards can be devised to prevent its misuse? It is easy to see that the progress of this new technique will raise many social questions as well as technical ones.



aci

# SIGNAFLO SYSTEMS



for SIGNAL TRANSMISSION . . . (replacing coax and twisted pairs)  
for CONTROL WIRING . . . (eliminating round point to point wiring)  
for FLEXING WIRES . . . (obsoleting hardware and gadgets)  
for MEMORY INTERCONNECTION . . . (utilizing ACI's exclusive "spread pitch")  
for VOLTAGE DISTRIBUTION . . . (replacing conventional bus bars)

*A c k n o w l e d g e d L E A D E R i n f l a t w i r i n g s y s t e m s . . .*

aci DIVISION of KENT CORPORATION, Princeton, N.J. 08540





## RCA uses integrated circuits for moon travel...and

The moon is an alien place of "seas" without water and temperatures that dip to 250°F. below Zero. It can be reached only at shattering speeds that put the utmost stress on men and materials—and an absolute premium on reliability.

A formidable goal! But man *will* reach it—aided by RCA breakthroughs as significant to businessmen as they are to NASA and space travel.

Attitude controls built by RCA will help astronauts land on the moon's surface. Communications provided by RCA will link them to earth while they are there. And rendezvous radar built by RCA will help guide the astronauts in their Grumman-built Lunar Excursion Module to the Apollo command module on their return to earth.

All this calls for electronic skills of the highest





Fisheye lens view of N. Y. financial district

## to make RCA business computers think faster

order. A call RCA has answered with the help of a remarkable invention—the integrated circuit.

These new circuits are small—just  $1/400$ th of a square inch. Yet they do more work than conventional circuits—do it better, faster and with greater reliability.

What does this mean to the businessman? The heart of his RCA Spectra 70 computer is made up

of circuits designed by RCA using the same micro-electronic skills required for moon travel. Their miniature size gives Spectra 70 its reliability, lower cost and amazing speed—so fast it is measured in billionths of a second. Spectra 70 is so versatile it talks to other computers. And so new it will *still* be new 5 years from now.

Come into the space age with RCA!



THE MOST TRUSTED NAME IN ELECTRONICS





# THE TRANSMISSION OF COMPUTER DATA

Computer users are sending an increasing volume of digital data over the nation's electrical communication network. To transmit such data efficiently at high speed, the network is being modified

by John R. Pierce

Electrical communication is an adaptation of science and technology to the service of man. Computers too are servants of men. Computers can respond to and interact with man directly and immediately, as an automatic telephone switching system or an airline reservation system does. Or computers can do assigned chores and report back to man intermittently, as they do in inventory control or the making up of payrolls. In either case computers and the data they manufacture must somehow enter into the pattern of man's telecommunication.

Modern electrical communication had its origin in two apparently distinct inventions of the 19th century. One of these was the telegraph, which transmitted information by means of on-off signals that produced audible clicks. The receiving operator interpreted these clicks as letters and words of a message; he transcribed the message on a piece of paper or, in some instances, spoke it to an expectant recipient. The other early invention was the telephone, which transmitted, over a limited distance and faintly, the sound of the human voice.

I think we should add to these two inventions another two that are crucial to human uses of electrical communication. These are automatic telephone switching, which first brought man into large-scale contact with complicated logical machines, and the teletypewriter. These inventions enabled men who had

no special training (such as the training of telegraph operators) to communicate electrically by dialing or by typing letters and numbers.

As we look back on the early telegraph and the early telephone, we see that they were as specialized as they were simply because of the limitations of the electrical art of their time. Even then, however, they were not entirely separate. Alexander Graham Bell discovered the telephone while working toward a harmonic telegraph, in which different signals would be simultaneously conveyed over the same pair of wires by electrical tones of different frequency. Still, for a long time there seemed to be some sort of intellectual or electrical distinction made between the kinds of signals employed for telegraphy and telephony.

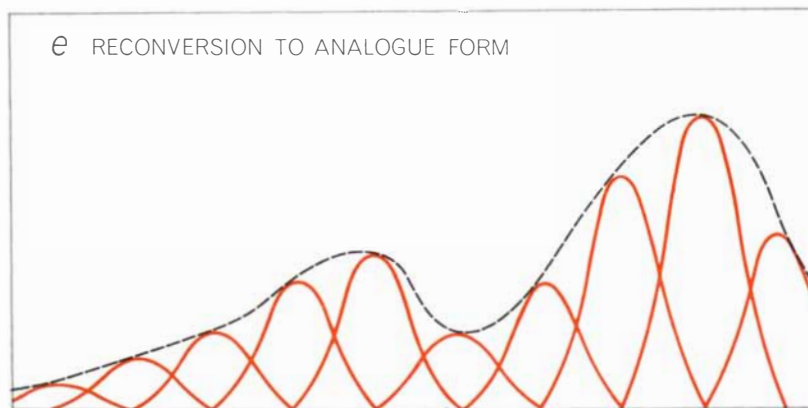
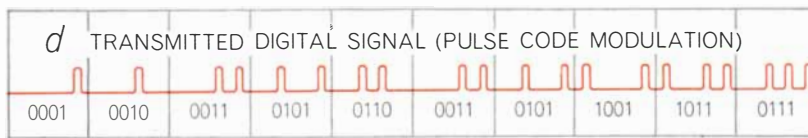
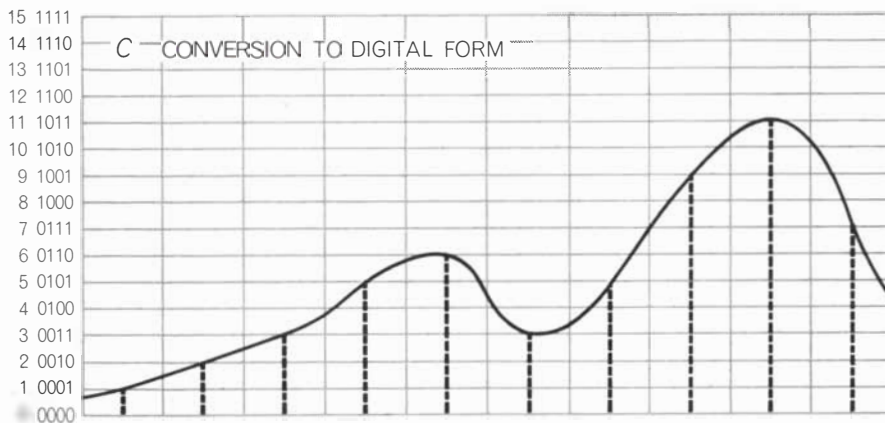
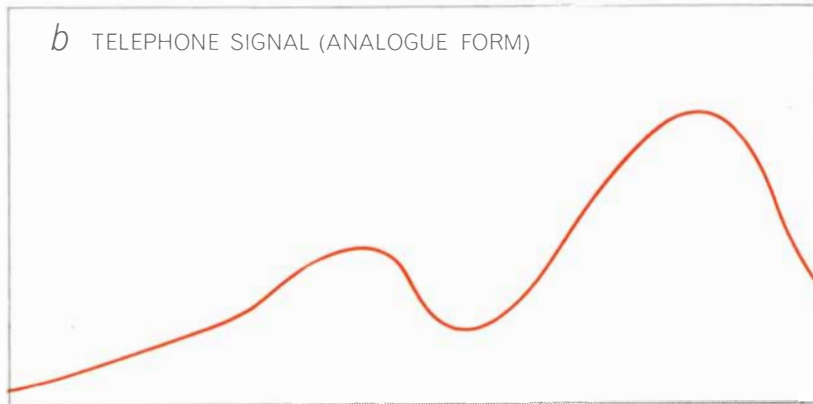
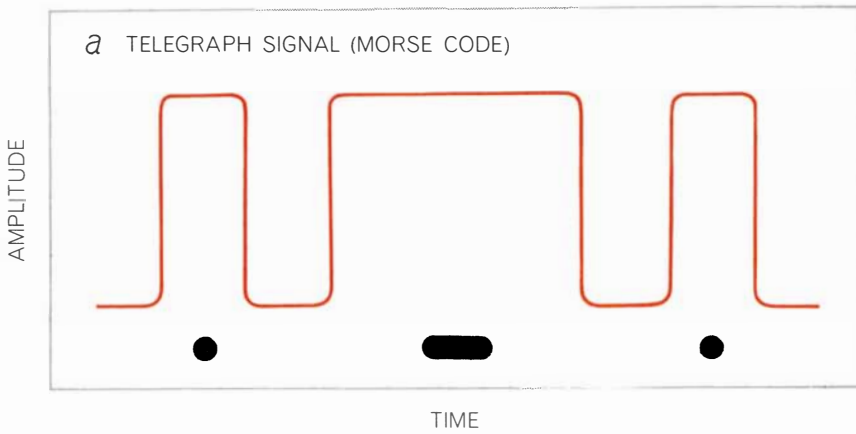
This distinction gradually became less clear as telegraph signals were multiplexed—transmitted many at a time—over telephone lines in much the way Bell had envisioned in his work on the harmonic telegraph. Recently it has been shown that telephone signals can be transmitted by on-off impulses, using the method known as pulse-code modulation (PCM). In this method the varying amplitude of the telephone signal is sampled at frequent intervals and coded in numerical values, which are then converted into binary digits for transmission. At the receiving end of the line the operation is reversed [*see illustration on next page*].

Thus we have begun to see in electrical communication something of the universality of man's behavior and man's nervous system. We all use a mixture of reading and writing, listening and speaking and even gesturing in everyday life. In the human nervous system we find no distinction among the signals associated with different human senses and activities. The nerve impulses that travel from our fingers to our brain in the operation of the sense of touch, the nerve impulses that travel from the eyes to the brain in vision and the nerve impulses from the ear to the brain in hearing are all the same spike-like electrical signals. There is a uniform medium through which all our senses serve us. The same spikelike pulses control the muscles we use in writing and those we use in speaking. The human body employs a common communication system for both sensory and motor activities. The differences among such activities lie in the differences among the various sensors and effectors and in the functioning of the central nervous system.

In 1948, quite late in the evolution of communication technology, a logical framework was developed that is capable of describing, unifying, and quantifying the process of communication and control. Claude E. Shannon, then a young mathematician working for the Bell Telephone Laboratories, inquired: What are we really trying to do in the process of communication? This process, he said, begins with a source of information, which generates information at some particular rate. Information from the source is encoded and then transmitted over a communication channel. At the far end the message is decoded and a replica of the information at the source arrives at a destination.

**MICROWAVE ANTENNAS** (*opposite page*) are clustered on the roof of the headquarters building of the long-lines department of the American Telephone and Telegraph Company in New York. The shedlike structures are microwave horns of two types: "delayed lens" and "cornucopia." Each radiates a microwave beam that can carry 600 one-way telephone channels. There are 10 such horns on the roof, not all of them visible. The roof also carries two dish reflectors used for temporary service and a variety of mobile-radio antennas.





In order to talk sense about the process Shannon had to have a measure of the information rate of the source and a measure of the information capacity of the communication channel. He defined a universal measure and a universal unit of information: the bit (binary digit). A bit is the choice between plus or minus; it is the amount of information needed to remove the uncertainty between yes or no. It is a distinct choice, and hence it reminds us of the on-off character of the telegraph signal, but it is a universal choice. It applies equally well to the information rates and channel capacities of telegraph signals, voice signals, picture signals, and the signals that circulate through modern electronic digital computers and telephone switching systems. Through Shannon's work our conception of communication has come to fit the actual nature of electrical communication systems: circuits that can be used interchangeably for telegraph, voice and picture signals.

Shannon's equations demonstrated for the first time just how wasteful most communication channels are. He showed, for example, that a letter of English text contains only about one bit of information, if due allowance is made for letter frequencies in English words and the predictable constraints that exist in all written languages. In other words, with an efficient coding scheme one should be able to transmit ordinary English text with an expenditure of one bit per letter. Thus the information contained in a typical 300-word page of typewritten text is only some 1,800 bits. To transmit 300 words with ordinary data-transmission coding techniques, however, requires the expendi-


**SIGNAL-CODING** takes two basic forms: digital and analogue. A digital signal carries information in the form of pulses. Morse code (a) is an early example of a digital code in which the pulses vary in duration but not in amplitude. An analogue signal, such as a telephone signal (b), varies continuously in amplitude. An analogue signal can be converted to digital form by sampling its amplitude at regular intervals and assigning a numerical value to each sample (c). The numerical values of the samples can be converted to binary digits and transmitted as a sequence of 0's and 1's (d). This signaling method is called pulse-code modulation. At the receiving end of the line the binary numbers can be converted to smoothed pulses whose amplitude is proportional to the size of the number (e). The sum of these pulses regenerates the original analogue signal.



ture of about 12,600 bits (a seven-bit code group for each letter). To transmit a page of text by facsimile requires about a million bits. In this case, of course, the entire page is transmitted as a picture, which is mostly white space. If the page were read aloud over a pulse-code-modulation telephone channel, one would need more than 11 million bits to transmit it. Finally, if the same page were transmitted by television for the time needed to read it aloud (say three minutes), more than 10 billion bits would be required. An obvious way to reduce the number of bits transmitted in this case would be to send the picture once, which would take only a thirtieth of a second, and then send a few bits of information containing the message: "Hold picture on screen for three minutes." Something analogous does happen, in fact, when a few lines of input to a computer result in many pages of print-out. In Shannon's sense there is no more information in the print-out than in the input that gave rise to it. Accordingly any message that can be generated at the terminal of a communication channel contains no information beyond the local input needed to produce it and therefore need not be transmitted.

This brief excursion into information theory is relevant because the users of computers are increasingly concerned about whether to install a computer at the site where computer problems exist or to transmit the problems to a computer at a remote site. By adopting the latter course one may be able to justify the installation of a large computer that can handle many inputs by the technique of time-sharing [see "Time-sharing on Computers," by R. M. Fano and F. J. Corbató, page 128]. Information theory makes it clear, however, that the "information" transmitted from the computer back to one of the time-sharing stations is not truly information. One can therefore afford to transmit it only as long as communication channels are cheaper than the computing machinery needed to generate it. The debate about when it is cheaper to transmit and when it is cheaper to compute has been agitating the computer industry for several years and will doubtless continue to do so as economic advantages swing one way and then another.

Still, it takes little imagination to foresee that in a world filled with computers as well as people the communication mix will be vastly different from what it is today. The trend is already



**BELL SYSTEM'S "DATASPEED" service provides a convenient way to send digital data over a standard telephone channel. The transmission rate of Dataspeed is 1,050 words (about 70,000 bits) per minute. A Dataspeed sender is at the left, a receiver is at the right.**

foreshadowed in the use being made of the long-lines circuits of the Bell System [see top illustration on next page]. For the past 10 years "special service" circuits have been growing much faster than "message" circuits. The latter are used for ordinary switched telephone calls. The former are circuits, usually of the same nature, that are not used as part of the switched telephone plant but are used rather for the transmission of data, television, radio programs or the voice part of the television signal, facsimile, nonswitched private-line telephony or some other special service. The growth of special-service circuits reflects several areas of use: data transmission, closed-circuit television for educational and other purposes, and networks of circuits rented to large companies, sometimes for a highly mixed usage.

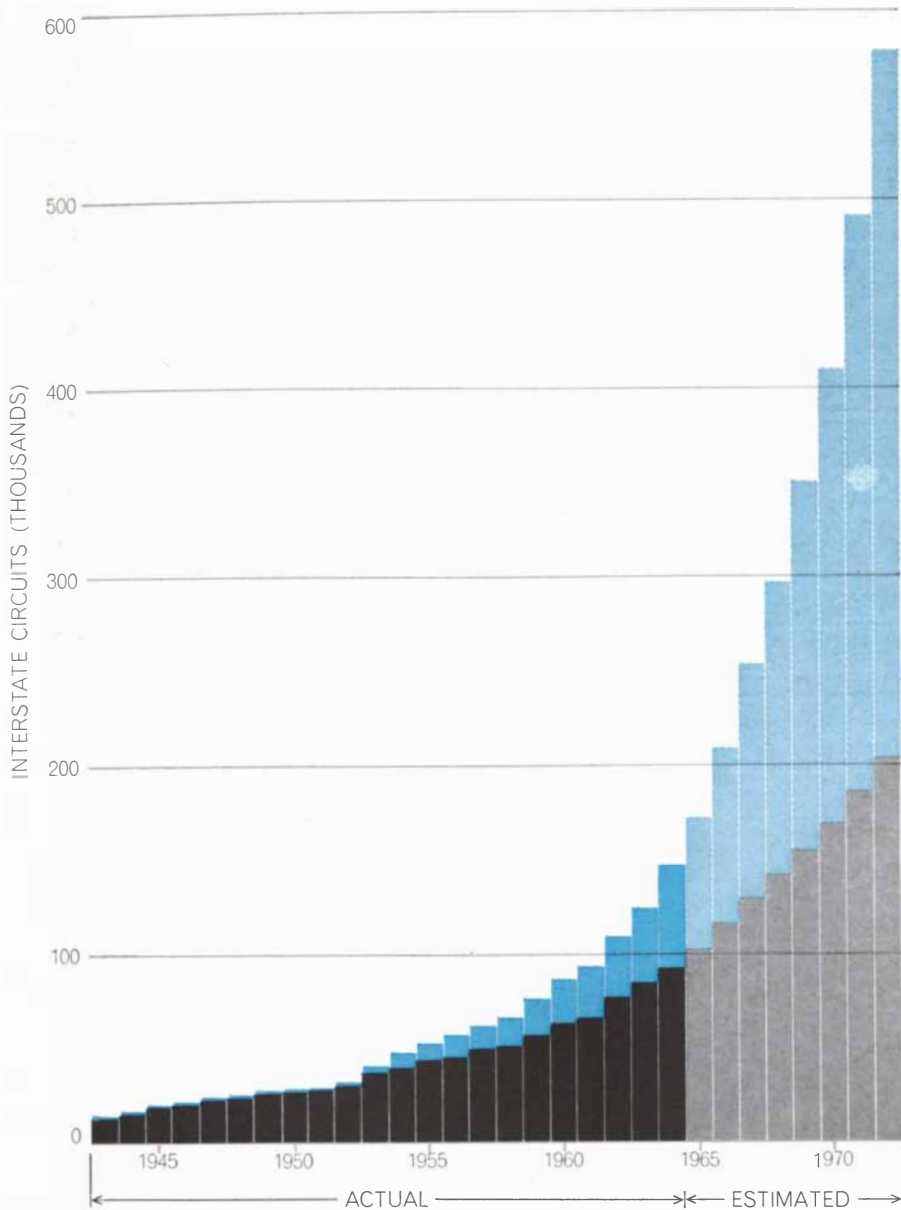
It is important to realize that, although the distinction between messages and special services is an important one, it is not a distinction between data and voice. Some of the most promising prospects of data transmission involve the telephone-message network. In Wilmington, Del., a person with an account at the Bank of Delaware can pay for a purchase at the nearby Stroms department stores even if he has left his wallet home and has no credit account at Stroms. After a purchase the salesclerk simply "dials" the number of the bank on a push-button ("Touch-Tone") telephone, enters a code that identifies

the customer and then enters the amount of the purchase. Other banks that are pioneering in similar services include the Mercantile Trust Company N.A. of St. Louis, the Wells Fargo Bank of San Francisco and the Manufacturers Bank of Detroit.

The interaction of men and computers is not limited to "data" signals; it can involve voice or visual signals. Moreover, unlike the pulses produced by a telephone dial, the signals produced by push-button signaling resemble musical notes; they can be transmitted over any voice circuit and hence can be used to interrogate remote computers. How can the computer answer? In a system used by the Bankers Trust Company the computer responds over the line by a recorded voice.

We should also realize that in an up-to-date computer center much of the output may be graphs, diagrams and drawings rather than tabular print-out. The most efficient means for transmitting graphical material is to transmit the coded directions that would ordinarily be fed to the output device that makes the drawing. This means that a graphical output device with a considerable logical capability—a small computer in itself—must be used at the receiving end. In some cases this may prove impractical, and less efficient television or facsimile transmission may then be employed.

Similarly, computers can make use of



**LONG-LINES CIRCUITS** of the Bell System are increasing steeply. The black portion of each bar represents circuits used for conventional telephone messages. The portion in color represents equivalent voice circuits used for special services, such as facsimile, television and data of various kinds. Such circuits are expected to exceed message circuits next year.

TRANSMISSION SYSTEM	BITS PER SECOND	ONE-WAY TELEPHONE CHANNELS
PAIR OF WIRES (ONE WAY)	$6 \times 10^6$	96
SINGLE COAXIAL CHANNEL (ONE WAY)	$30 \times 10^7$	~5,000
COAXIAL CABLE (10 CHANNELS EACH WAY)	$60 \times 10^8$	~100,000
WAVE GUIDE (TWO-WAY SYSTEM)	$120 \times 10^8$	~200,000

**CHANNEL CAPACITIES** of four transmission systems capable of carrying either voice signals or data are shown here. In a coaxial cable only nine channels are ordinarily in use each way; the 10th is held as a spare. Wave guides are pipes, usually about two inches in diameter, that can carry broad-band microwave signals with small transmission losses.

graphical inputs. Again the efficient mode of transmission is to have a small computer to encode the input at the transmitting end, but again facsimile or even television might find a place putting graphical material into computers.

In the more distant future it may be possible to control computers, including telephone switching systems, by the human voice. Progress is being made in the automatic identification of speakers by voice, as a substitute for a handwritten signature, and this could play an important part in banking and other credit transactions.

The prospect before us, then, is a large growth in the use of all kinds of special signals in communicating with computers as well as with human beings. The flexible and universal nature of electrical communication will continue to make it possible for communication to grow freely and flexibly in meeting needs that have been and will continue to be less than completely predictable.

If we were to start afresh in building a universally adaptable communication network, there are persuasive arguments that it should transmit digital signals exclusively. Voice and other signals can now be converted economically to and from digital form at telephone offices. Digital signals could then be used in terminal equipment and throughout the switching apparatus. Such primitive signals are unspecialized, and can be used easily for any form of communication. About 64,000 binary pulses a second will provide a telephone circuit and about 64 million suffice for commercial television.

In the days of the vacuum tube such a digital network would have been uneconomical, but the transistor has made digital transmission practical, and the impending microelectronic revolution will steadily lower the cost of both digital transmission and digital processing, including digital switching.

Using today's technology, we could construct apparatus that would economically:

Transmit pulses over a single pair of wires at rates up to six million bits per second.

Transmit pulses through a coaxial channel at rates up to 300 million bits per second (a total capacity of three billion bits per second each way through a 20-unit coaxial cable).

Transmit six billion bits per second each way through a two-inch wave guide by means of radio waves whose

wavelength is measured in millimeters.

Transmit a total of six billion bits per second between various pairs of telephone offices by means of a single hovering artificial satellite.

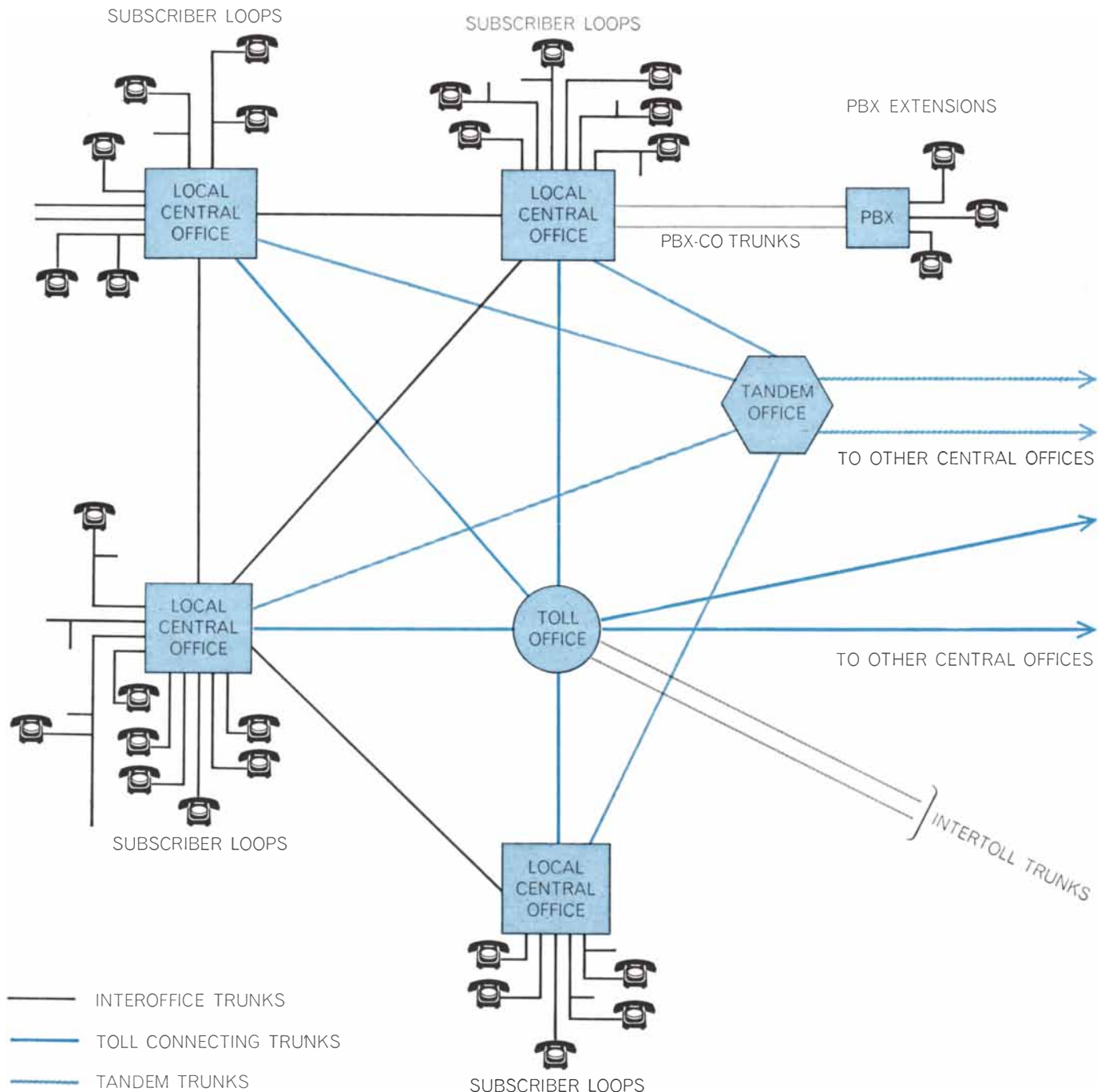
For better or worse, it would be idle to assume that there will be all-digital transmission in any near future. For an all-digital system to be useful it would have to extend to anyone who wanted communication service. For the cost of such a system to be bearable the traffic would have to be great. One cannot start entirely afresh and build a universal digital-transmission system, first because the undertaking would be im-

practically large and second because the initial traffic such a system would handle is already accommodated by existing facilities.

What, then, do we have, and where are we going? There are in the country a number of private transmission systems (predominantly microwave-radio systems) owned by large users. The bulk of traffic, however, goes over common-carrier telephone and telegraph company lines. Of the traffic borne by common carriers the bulk of the facilities are those of the telephone companies, both Bell System and independent. These facilities have a capital value of

some \$30 billion. They consist of a great many kinds of equipment, old and new, which through a process of orderly development and evolutionary accommodation can work together in handling a variety of traffic.

A small part of the Bell System transmission equipment is already digital. The "T1" transmission system sends 1.5 million binary pulses per second for distances between five and 50 miles. A twisted pair of wires in a cable is used for each direction, and regenerative repeaters every mile amplify and reshape the train of pulses. The T1 system is widely installed. In Massachusetts, for



**TELEPHONE NETWORK** is designed in hierarchical fashion. When a call is placed to someone in the immediate neighborhood,

the connection is usually made in the local central office. Calls to more distant points may involve "toll offices" or "tandem offices."



example, a network of T1 systems will soon cover the entire state. The system is used predominantly for telephony, but it is also used for data transmission, including facsimile. It is well suited to the visual telephone ("Picturephone"). Other digital-transmission systems are under development, including a T2 system with four times the bit capacity of the T1 and a T4 coaxial-cable system with nearly 200 times the capacity of the T1.

The rest of the common-carrier plant—transmission and switching—was designed primarily for sending analogue signals such as voice. The amplitude of an analogue signal varies over a period of time in a smooth way, and in certain respects this variation must be reproduced with high precision.

To achieve the universality necessary for effective communication, common-carrier facilities are interconnected in a hierarchical manner. Let me illustrate by describing the switched-message telephone plant.

Although most of the world's 182 million telephones are interconnected, we shall consider only the 95 million

telephones in North America. Among the 95 million telephones there are more than  $4 \times 10^{15}$  possible interconnections. It is ridiculous to imagine this number of individual circuits interconnecting the telephones of the country. Clearly some more sensible means of interconnection must be employed. The illustration on the preceding page gives a clue to what it is.


The "subscriber's loop" from your house goes to a local central office, along with between a few hundred and as many as 50,000 other subscriber's loops. When you talk with another subscriber who is connected to the same central offices in one area, it is unecohis right at that office. In a large metropolitan area there will be many central offices. When there is heavy traffic between nearby offices, those offices will be connected by interoffice trunks.

When there are a large number of central offices in one area, it is uneconomical to provide an adequate number of trunks between all central offices, just as it is uneconomical to interconnect all telephones pair by pair. Instead a tandem office is set up, connected to each of the local central offices it serves by

tandem trunks. Finally, one may wish to talk with someone else in a distant city. In that case the call will go from the local central office to a toll office and thence over an intertoll trunk to some other toll office.

There is also a hierarchical organization of the facilities used to transmit signals between various parts of the system. The subscriber's loop is a twisted pair of copper wires in a cable, without means of amplification. Amplifiers are sometimes needed for a long loop.) The subscriber's loop is a two-wire circuit, that is, voice signals are transmitted simultaneously in both directions over the same pair of wires. Because the means of suppressing interference between the signals going in opposite directions is not quite perfect, some of the signal going toward a subscriber is reflected back toward the sender. Although this defect is unobjectionable in voice communication, it makes it impractical to use simple two-wire circuits for the simultaneous two-way transmission of data.

The next level in the hierarchy employs four-wire systems, which provide independent circuits for the two direc-



**SENSITIVE MICROWAVE ANTENNA** at Andover, Me., is operated for the Communication Satellite Corporation by the Bell System. Originally designed to track Bell's Telstar, the antenna is

now kept fixed on Early Bird, the synchronous satellite built for Comsat by the Hughes Aircraft Company. The author was among the first to urge the development of communication satellites.

The **ADVANCE** Series computers are more than just compatible...they're downright congenial

60  
20

Do you have an on-line systems problem—an engineering or scientific computer application? Consider the advantages of the low-cost 6020. An **ADVANCE** Series customer can start small, develop his programs on the 6020 and when he's ready, field-upgrade to . . .

60  
40

. . . the high performance 6040. Use of monolithic integrated circuitry allows extremely fast program execution. **ADVANCE** Series software is designed to take full advantage of the high speed hardware. The next step in added productivity is to . . .

60  
50

. . . the **ADVANCE** 6050 which incorporates floating point hardware and, like all members of the series, includes the full measure of our customer support program.

60  
70

For special applications, the **ADVANCE** 6070 has been designed incorporating an auxiliary arithmetic unit capability. The modular concept of the **ADVANCE** Series has been designed to save you time and money.

### And now, the first in the **ADVANCE** 6100 Series...the 6130

Designed specifically for low cost, high productivity data acquisition and industrial control applications, the 6130 will out-perform all competitive machines in the low cost area. Features include 16-bit data word plus parity and memory protect bits, monolithic integrated circuitry, char-

acter/word/byte input-output communication, price—\$34,000. For more facts please write or call: Computer Division, Electro-Mechanical Research, Inc., 8001 Bloomington Freeway, Minneapolis, Minn. 55420. Phone: (612) 888-9581.

COMPUTER DIVISION **EMR**

tions of transmission. In these systems, which interconnect toll offices, the band of frequencies constituting a telephone channel is shifted up in frequency so that many channels can be "stacked" one above another in frequency and transmitted through amplifiers and over cables without interference. This technique is known as frequency-division multiplex.

For long-haul transmission hundreds of channels are transmitted over one coaxial cable, or one microwave link, or one submarine cable, or one communication satellite. At present all long-haul systems use frequency-division

multiplex. They all employ a standard pattern in shifting the frequencies of voice channels and combining them. A "channel bank" is used to combine 12 voice channels into a group by shifting their frequencies. A "group bank" is used to combine five groups into a supergroup (60 channels) by another frequency shift. A "supergroup bank" is used to combine 10 supergroups into a master group (600 channels) by means of still another frequency shift. By a further frequency shift several master groups can be sent over one long-haul system.

Because of this hierarchical procedure

various channels with a bandwidth broader than a telephone channel are readily available in the telephone network. These are the group, with a bandwidth of about 48,000 cycles; the supergroup, with a bandwidth of about 240,000 cycles, and the master group, with a bandwidth of about 2.4 million cycles. Such broad-band channels are commonly employed in data transmission and facsimile transmission. If the demand arises, data can be sent over the channels of still wider bandwidth (about 4.1 million cycles) developed to carry television signals.

For some years in the future common-carrier circuits that were designed primarily for voice signals will be used to transmit a wide variety of new kinds of signal, including digital, facsimile and Picturephone signals. Special end links, such as those provided by the T1 digital system, will come into play, and long-haul digital transmission will be introduced gradually in such a way that it can operate interchangeably with present facilities. Nonetheless, new kinds of communication cannot wait for the construction of an entirely new common-carrier plant.


Present circuits derived from frequency-division multiplex systems are rather sophisticated from the point of view of information theory. They are tailored to the statistical analysis of voice signals and conversations. If they are required to carry a large number of data signals that "talk" all the time with the same "loudness," they can be overloaded.

Furthermore, the ear does not mind if some frequency components of a signal arrive a little earlier or a little later than others, but this is intolerable in the transmission of pulses. To transmit pulses efficiently over a circuit designed for voice a device called an equalizer must be used, and this device must be tailored to the particular circuit.

Finally, our sense of hearing is insensitive to moderate, gradual changes in level. In transmitting digital signals efficiently over a circuit, however, it may be necessary to distinguish among 16 or more precise amplitudes. The control of level is therefore another problem.

In the economics of data transmission the cost of the "data set," which adapts a circuit for data transmission, may be paramount. On the other hand, a high rate of transmission in bits per second may be the most important factor. Therefore cheap data terminals that will squeeze more bits per second through a circuit are also needed.

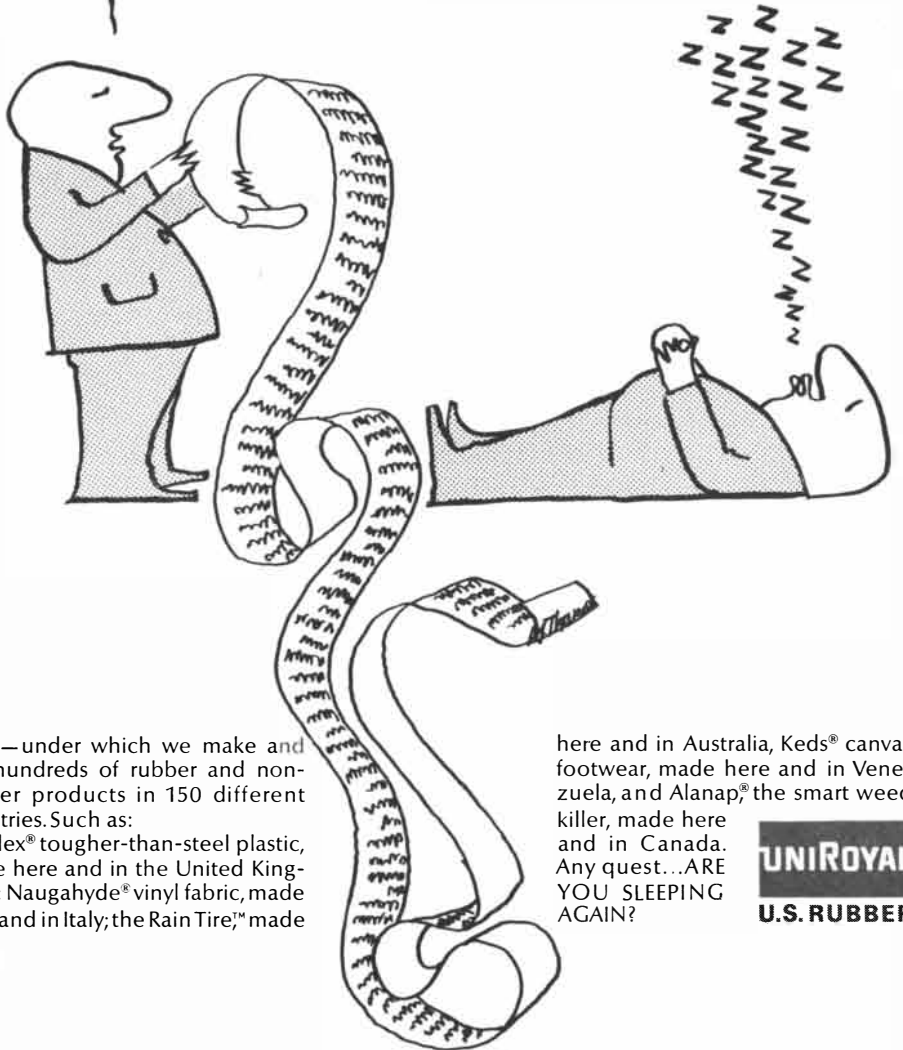
Let us consider sending data over a



**EARLY BIRD**, built by Hughes Aircraft, was placed in a synchronous orbit some 22,300 miles above the equator in April, 1965. At that altitude its period of rotation is exactly 24 hours, with the result that it appears to stay fixed above a point in the South Atlantic. From that position Early Bird can relay radio and television signals uninterruptedly between the U.S. and Europe. It seems likely that far more capacious synchronous satellites will eventually be needed to supply communication channels between cities within the U.S.



...and that's  
 what a  
 UniRoyal is.



Wake up.  
 WAKE UP!  
 You wanted to know what a  
 Uniroyal was, didn't you?  
 Now, stay awake.  
 We're going to tell you again.  
 Uniroyal is the new international  
 trademark of the U.S. Rubber Com-

pany—under which we make and  
 sell hundreds of rubber and non-  
 rubber products in 150 different  
 countries. Such as:  
 Royalex® tougher-than-steel plastic,  
 made here and in the United King-  
 dom; Naugahyde® vinyl fabric, made  
 here and in Italy; the Rain Tire,™ made

here and in Australia, Keds® canvas  
 footwear, made here and in Vene-  
 zuela, and Alanap®, the smart weed  
 killer, made here  
 and in Canada.  
 Any quest...ARE  
 YOU SLEEPING  
 AGAIN?

**UNIROYAL**  
**U.S. RUBBER**

Wherever the need for the Acquisition, Storage and Reproduction of Coded Data is of Vital Importance...

## Look for this Unit.

Missile age components are combined for the first time in a data acquisition console that reaches new heights in accuracy, reliability, fast response and environmental stability.

Dat-EK's unique advantage lies in a coding system that provides identification of any series of data in electrical form.



telephone circuit. A simple data set will transmit up to 300 bits per second over any circuit. A slightly better set will transmit up to 600 bits per second. A set that does not use a binary signal but transmits four different kinds (frequencies) of signals will transmit up to 2,400 bits per second. All these data sets are available commercially [see illustration on page 147].

Beyond this level of performance experiments have been done showing that it is possible to transmit over a telephone channel up to 5,400 bits per second, and perhaps more than 9,000 bits per second. Such transmission calls for error-correcting codes and automatic equalizers, which adjust themselves to the characteristics of the particular circuit.

These rates are not high enough for many applications. Accordingly data sets are available that will transmit up to 19,200 bits per second over six voice channels, up to 50,000 bits per second over 12 voice channels (a group) and up to 230,400 bits per second over 60 voice channels (a supergroup). Finally, it is possible to use a standard television channel for transmission at rates up to several million bits per second. In addition to development work on a long-haul coaxial-cable system for more economical data transmission over long distances, experimental work is under way on the transmission of more bits per second over existing long-haul coaxial and microwave systems.

Providing broad-band transmission of various kinds is complicated by the fact that long-haul transmission systems in general link only toll offices. Therefore, although it is easy to extend voice circuits from any central office to a subscriber over existing wires, special arrangements must be made in order to supply broad-band data or other services to a subscriber. Fortunately the TI digital-transmission system, which works over a pair of wires in a cable, provides an economical means for doing so. An alternative is simple short-haul microwave systems.

Transmission is, of course, only part of the problem. Various services are now available that supply circuits for a user's exclusive use. Telephone message service provides connections of any duration for the transmission of voice, data or other kinds of information. Some users, however, want channels of greater bandwidth than voice channels on a switched, or nonprivate, basis.

At present Western Union's Telex

**Only the Dat-EK could fill the need of the U.S. Public Health Service in its new computerized battle against heart disease on a mass scale.**

Dat-EK is substituted for the conventional electrocardiograph machine in hospitals throughout the country. Leads are connected from the patient to Dat-EK, whose heat-sensitive strip monitoring chart provides an infinitely more accurate graphic representation of the patient's symptomology than the standard EKG. Dat-EK's coding module serves to identify the patient and other clinically useful data.

The identification codes are recorded both on the visible tracing and simultaneously on analog magnetic tape for input to a computer system. This magnetic tape signal is sent or fed directly via data-telephone to a computer center which transfers the signals to digital magnetic tape. The converted tape is fed into a computer into which some 14,000 individual instructions have been programmed.

In less than one minute, results can be teletyped back to the hospital of origin for immediate clinical use by physicians.

Computer programs in medical services relieve the physician of routine drudgery...speed diagnostic procedures and provide better care for greater numbers of patients.



EKG is taken by U.S. Public Health Service technician utilizing Dat-EK unit.



United States Public Health Service's Field Station, Washington, D.C.

### DAT-EK FEATURES

- Tape speeds of 3¾ and 7½ ips.
- Can accommodate up to 4 channels in any combination of either FM or direct recording.
- Push-button controls for completely automatic operation.
- Identification module records on direct writer and simultaneously stores on magnetic tape.
- Heat-sensitive strip chart recording for instant evaluation of data.
- Chart speed 25mm per second standard, will accommodate to specifications.
- Unsurpassed accuracy in chart stylus. 1/2% on 50mm chart.
- Plug-in amplifiers available for extended versatility in medical or industrial applications.

#### Channel 1 Characteristics (Audio Channel)

1. Frequency Response: 20-2000 cps 3 db.
2. Signal Sensitivity: ±0.5V for full scale recording to ±5V by adjustment of built in attenuator.
3. Input Impedance:  
Hi-Z input 1 megohm.  
Lo-Z input 600 ohms.
4. Output Level: ±2.5V full scale recording.
5. Output Impedance: Less than 100 ohms.

#### Channel 2 Characteristics (FM Channel)

1. Frequency Response: 0 to 200 cycles.
2. Signal Sensitivity: as in "2" of Channel 1.
3. Input Impedance: 1 megohm.
4. Output Level: ±2.5V full scale recording.
5. Output Impedance: less than 100 ohms.
6. Multiplexed Flutter Compensation for high signal-to-noise ratio.
7. Signal-to-Noise Ratio: 44db 0-200 cycles, 57db 0-45 cycles.

C.I.C. is proud of Dat-EK's role in the United States Public Health Service's vital program. We know we will be equally proud of what this remarkable unit can achieve in your business. Write or phone, detailing your requirements, to:

**Dat-EK\*** by **CIC**

**COMPUTER INSTRUMENTS CORPORATION**

92 MADISON AVENUE • HEMPSTEAD, L.I., NEW YORK

Medical Electronics Division

RECENT  
findings

RESEARCH LABORATORIES



## NUCLEAR MAGNETIC RESONANCE INVESTIGATIONS OF METALS UNDER HIGH HYDROSTATIC PRESSURE

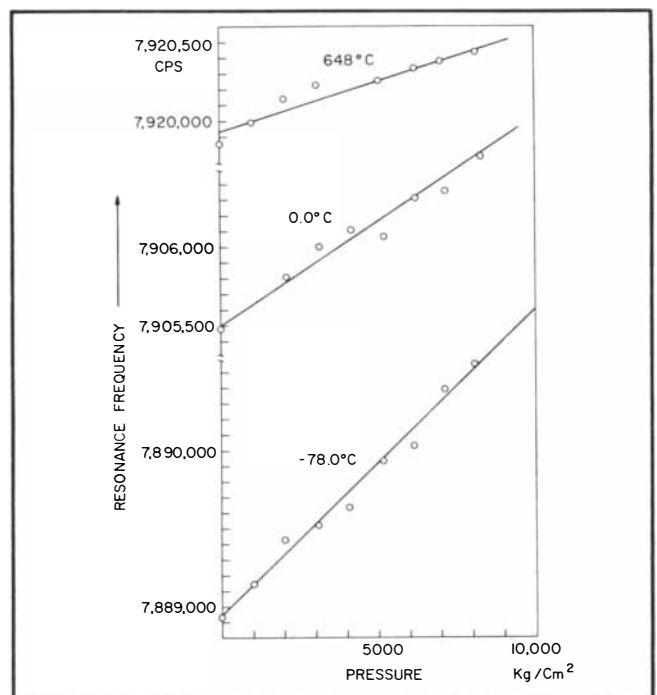
Ford Motor Company scientists measure interatomic distances in investigations of interaction between atoms in solid states.

The properties of a particular solid are, at least in principle, determined by particular properties of constituent atoms of the solid and interactions among these atoms. Since these interactions are dependent on interatomic distances, Ford scientists have developed techniques employing nuclear magnetic resonance (NMR) and the application of high hydrostatic pressure to study the properties of solids as a function of these interatomic distances.

The solid studied in the instance covered here was platinum metal. A nuclear magnetic resonance apparatus was used to measure the local magnetic field inside the solid. Hydrostatic pressure was generated by a modified Bridgman type generator. Radio wave energy, applied to the sample under study, is absorbed by the nuclei. The resonance frequency tells exactly the magnitude of the magnetic field at the position of the nucleus. Therefore, the nuclei, situated at the center of the atoms in the solid, can be used as built-in microscopic magnetic field probes.

An example of the measurements is shown in the figure at right. The NMR frequency of  $\text{Pt}^{195}$  nuclei in platinum is plotted as a function of the applied pressure up to 8,000 atmospheres (120,000 pounds per square inch) at three temperatures, while the externally applied magnetic field is kept constant. The resonance frequency increased with increasing pressure, implying that the local magnetic field seen at the  $\text{Pt}^{195}$  nucleus increases with pressure, in a temperature dependent manner.

By analyzing these curves it is possible to deduce how the state of the itinerate s and the localized d electrons in this metal changes as a function of interatomic distance. It is possible to estimate how many



localized electrons are liberated into the itinerate states and how the energy of these s and d electrons changes when the solid is compressed. Similar experiments are now being conducted with other metals such as cadmium and niobium.

These studies are designed to give Ford scientists a more complete basic understanding of the microscopic properties of the metallic state and are typical of work in progress in our laboratories. Ford scientists cover many fields in the conviction that greater knowledge leads inevitably to improved technology and better products.

**PROBING DEEPER TO SERVE BETTER**

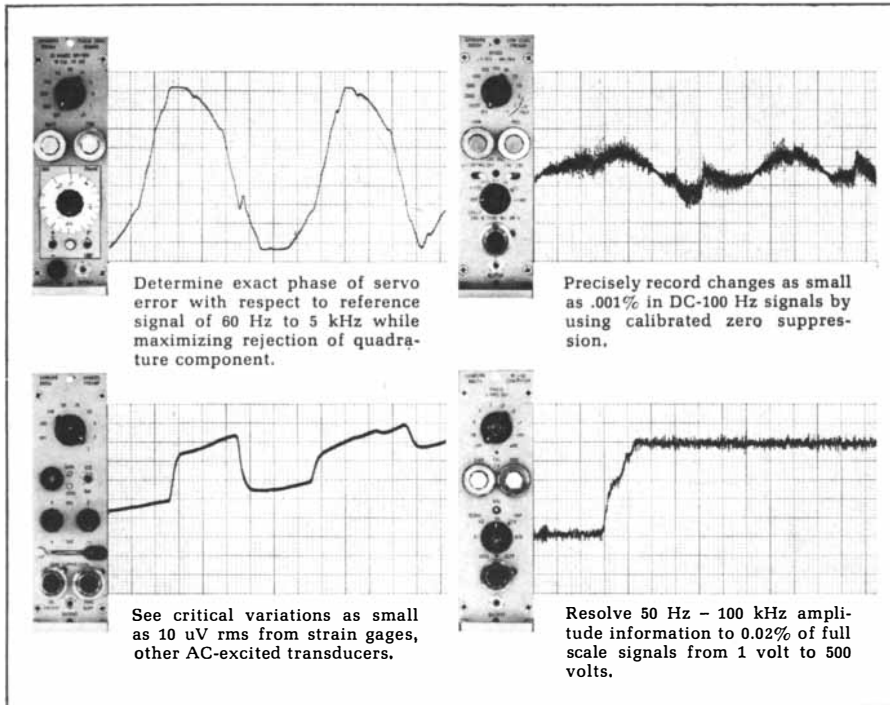


The American Road, Dearborn, Michigan



# Bring on your complex, small, noisy, difficult signals.

We'll give you traces that show them for what they really are.

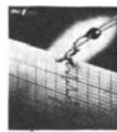


When you need the greatest possible degree of signal-conditioning precision and operational control, Sanborn 7700 Series oscillographs with solid-state "8800" plug-ins will give you chart recordings of maximum resolution and intelligibility.

Seven highly versatile signal conditioners offer unique performance capabilities: three DC types with a 1 uV - 250 V dynamic range, floating differential input and calibrated zero suppression . . . an AC-DC Converter with calibrated zero suppression and scale expansion permitting resolution better than 0.1%, 10 ms response and isolated, 1 meg. input . . . a phase-sensitive demodulator with calibrated reference phase shift, 90° calibrated dial with four quadrant selections, and a frequency range of 60 Hz to 5 kHz . . . a carrier preamplifier with 2400 Hz internal transducer excitation supply, calibrated zero suppression, cal. factor control and conversion gain of 10,000 . . . and a general-purpose DC preamp particularly useful for 100 mm wide chart recording.

Use any of these "8800" plug-ins in the 7700 thermal writing oscillograph matched to your packaging and channel requirements—4-, 6- and 8-channel 7704A, 7706A and 7708A console types . . . 2-channel 7702A system in rack-mount or mobile cart versions . . . single-channel 7701A wide chart (100 mm) portable system. Every one of these thermal writers will give you permanent, rectangular-coordinate recordings whose resolution and accuracy make all your measurements more useful.

For a new brochure describing the advantages and wide choice of Sanborn thermal writing oscillographs, write Hewlett-Packard Company, Sanborn Division, 175 Wyman Street, Waltham, Mass. 02154.



system provides medium-band switched service, but only between locations near certain key cities. Telephone companies have provided switched data service for group bandwidths on a "private line," or "private network," basis and plan to introduce a general wide-band switched data network.


New uses of communication provide new operational problems. Switched data circuits may be in operation for hours at a time; this is much longer than a telephone call. Some users would occasionally like to have a narrow-band or a broad-band circuit for a minute or less at a time. This means that the switching time required for setting up the connection might be comparable to the time the connection was in use. No doubt electronic switching, employing transistors, will ultimately lead to much shorter switching times than is now possible with electromechanical switching systems employing relays, but the electronic switching capacity now installed is small, and electromechanical switching will predominate for many years.

One obstacle to rapid progress in new uses of communication is the weight of tradition. New uses, even of existing equipment, call for new "packaging." The user wants to buy a service he needs right now, not a service someone else needed years ago. It is not easy to devise standard packages that are acceptable and economical. Moreover, no new service can be offered without the consent of regulatory bodies, and without their first assuring themselves that the new service is "compensatory" according to traditional standards.

The evolution of electronic computers, together with many other advances, is extending communication and the need for communication facilities of a great variety. Even in communication with computers, however, one cannot be sure how much of the communication will be data, how much voice and how much graphical material. The immediate problem is to send all kinds of signals, including data signals, over existing circuits. Only in that way can we have from the start the universality of communication to which telephony has accustomed us.

The fact remains that digital transmission is increasingly attractive for sending all kinds of signals. Indeed, we are probably in a period of evolution that will lead us more and more toward completely digitalized communication service—from the subscriber, through the switching operations and to the farthest reaches of the earth.

**HEWLETT  
PACKARD**  **SANBORN  
DIVISION**



## If you don't have a photographic memory, get one.

Facts, facts and more facts—that's what every business has to deal with. Keeping these facts at hand, even by the millions, ready for push-button retrieval is the function of the RECORDAK MIRACODE System. This photographic memory on microfilm not only "recalls" information on simple alpha-numeric command, but in a more human-like way, actually recalls facts by

association. In the language of the trade, this means it can select data by boundary conditions. Data retrieval experts should also be interested in the fact that information is retrieved irrespective of the sequence in which the commands are keyed in. Write for full details: Eastman Kodak Company, Business Systems Markets Division, Dept. PP9, Rochester, N.Y. 14650.

"Recordak" and "Miracode" are trademarks of Eastman Kodak Company.



**RECORDAK**® Microfilm Systems

**Kodak**  
TRADEMARK





*Florence S. Kimball*

SIGNATURE OF REGISTRAR

**MOUNT  
HOLYOKE  
COLLEGE**



65  
66

SOUTH HADLEY, MASSACHUSETTS 01075  
STUDENT Identification Card Issued To

ANN C DUFFY  
17 CATAMOUNT RD  
WESTPORT CONN 06880

*Ann C Duffy*  
STUDENT'S SIGNATURE

4938 67 12/30/45  
I.D. CARD NO CLASS BIRTH DATE

THIS CARD IS ISSUED FOR YOUR USE ONLY. REPORT ITS LOSS TO THE REGISTRAR'S OFFICE. IF FOUND, MAIL TO THE REGISTRAR. IF A STUDENT WITHDRAWS FROM THE COLLEGE, THIS CARD MUST BE RETURNED TO THE REGISTRAR.

BUS SERVICE		EVENTS				
1	2	A	B	C	D	E



# In two minutes, a laminated ID card that identifies Ann Duffy right down to her freckles.

Two minutes after somebody comes face to face with the Polaroid ID-2 Land Identification System, he is presented with a ready-to-carry ID card.

This ID will include the surest means of identification—a full-color photo showing exact shade of eyes, skin, and hair. As well as whatever printed data are needed.

There's no waiting for photographic processing. No waiting for the card to come through the mail. No need to schedule reshooting if the picture doesn't come out right—that can be done immediately.

This system enabled Mount Holyoke College to issue cards with color-keyed backgrounds to the entire faculty, staff, and student body in a couple of days during registration. They got cards like the freckled Miss Duffy's.

There are five parts to the system: the camera (that's it at bottom), a timer, a laminator, a die cutter, and a sealer. And operation is so simple that the people who work it can be recruited from the typing pool or student body (as they were at Mount Holyoke). Here's how it works:

An individual's vital statistics are typed on a data processing card. The card goes into the camera and the subject steps in front. Then, in a single exposure, the camera records both the subject's face and the data card (the card can then go into a central processing system). Inci-

dentally, this makes on-the-spot identifications as tamperproof as any yet devised. Because picture and data are incorporated in a single photograph (which is then laminated in plastic) they can't be separated without detection.


After making the exposure, you pull out the film packet, wait 60 seconds, peel it apart and insert it into the laminator. In a simple, three-step process the card is laminated, trimmed and sealed in a plastic pouch. The individual pockets his card and he's through.

And it all takes less time (about two minutes) than it would take you to write us for more information. Technical Sales, Dept. 22, Polaroid Corporation, Cambridge, Mass. 02139.



## The Polaroid Identification System







# The Uses of Computers in Science

*The main impact of the computer on science promises to come not in its role as a powerful research instrument but rather as an active participant in the development of scientific theories*

by Anthony G. Oettinger

In its scientific applications the computer has been cast in two quite distinct but complementary roles: as an instrument and as an actor. Part of the success of the computer in both roles can be ascribed to purely economic factors. By lowering the effective cost of calculating compared with experimenting the computer has induced a shift toward calculation in many fields where once only experimentation and comparatively direct measurement were practical.

The computer's role as an instrument is by far the more clear-cut and firmly established of the two. It is in its other role, however, as an active participant in the development of scientific theories, that the computer promises to have its most profound impact on science. A physical theory expressed in the language of mathematics often becomes dynamic when it is rewritten as a computer program; one can explore its inner structure, confront it with experimental data and interpret its implications much more easily than when it is in static form. In disciplines where mathematics is not the prevailing mode of expression the language of computer programs serves increasingly as the language of science. I shall return to the subject of the dynamic expression of theory after considering the more familiar role of the computer as an instrument in experimental investigations.

The advance of science has been

marked by a progressive and rapidly accelerating separation of observable phenomena from both common sensory experience and theoretically supported intuition. Anyone can make at least a qualitative comparison of the forces required to break a matchstick and a steel bar. Comparing the force needed to ionize a hydrogen atom with the force that binds the hydrogen nucleus together is much more indirect, because the chain from phenomenon to observation to interpretation is much longer. It is by restoring the immediacy of sensory experience and by sharpening intuition that the computer is reshaping experimental analysis.

The role of the computer as a research instrument can be readily understood by considering the chain from raw observations to intuitively intelligible representations in the field of X-ray crystallography. The determination of the structure of the huge molecules of proteins is one of the most remarkable achievements of contemporary science. The highlights of this work have been reported in a number of articles in *Scientific American*, notably "The Three-dimensional Structure of a Protein Molecule," by John C. Kendrew [December, 1961], and "The Hemoglobin Molecule," by M. F. Perutz [November, 1964]. The labor, care and expense lavished on the preparation of visual models of protein molecules tes-

tify to a strong need for intuitive aids in this field. The computational power required to analyze crystallographic data is so immense that the need for high-speed computers is beyond doubt.


The scope and boldness of recent experiments in X-ray crystallography have increased in direct proportion to increases in computer power. Although computers seem to be necessary for progress in this area, however, they are by no means sufficient. The success stories in the determination of protein structures have involved an interplay of theoretical insight, experimental technique and computational power.

In work of this kind a rotating protein crystal is bombarded by a beam of X rays; the rays diffracted by the crystal are recorded on a photographic plate, where they produce characteristic patterns of bright spots on the dark background. Measurements of the relative positions and intensities of the spots in the diffraction pattern are the raw material for calculations that have as their result a table of coordinates of the three-dimensional distribution of electrons in the molecule. The electron-density data are then used to draw density-contour maps, which are interpreted as a three-dimensional model of the particular protein molecule under study.

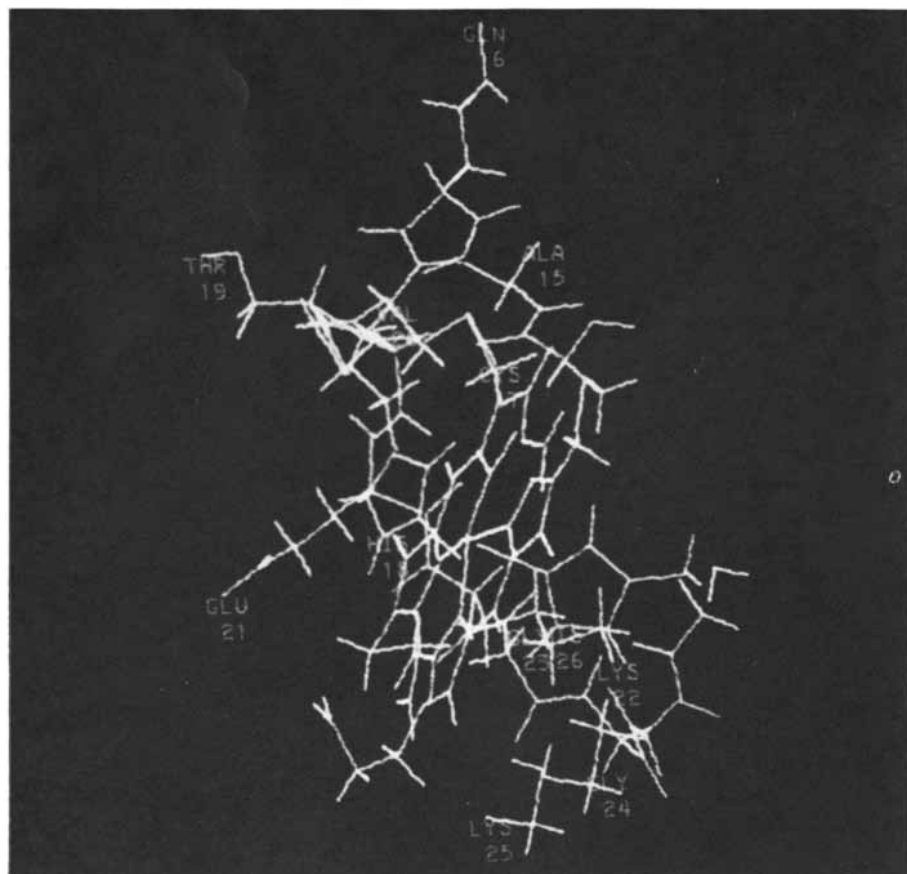
Many of the links in this chain are now automated. The laborious manual measurement of photographs, for example, is no longer necessary. In the laboratory of William N. Lipscomb, Jr., at Harvard University a mounted crystal is rotated automatically through the required sequence of orientations while a photomultiplier tube measures the intensity of the diffracted X rays [see top illustration on next page]. Machines convert information about position and intensity into digital form and record it on punched cards for input to a computer.

SYMMETRICAL PATTERN of colored dots on the opposite page was produced by a computer for use in an experiment on visual perception. The pattern has fourfold symmetry around the central point, similar to the pattern produced in a kaleidoscope. In the actual experiment transparent slides containing the pattern are projected in various colors to see how well the perception of symmetry survives the different combinations. In such experiments the colors are adjusted to have equal subjective brightness; this is difficult to do with inks and was not attempted in this reproduction. The experiment is part of a study of texture and visual perception being conducted by Bela Julesz of the Bell Telephone Laboratories.





**X-RAY DIFFRACTION APPARATUS** in the laboratory of William N. Lipscomb, Jr., at Harvard University makes unnecessary the laborious manual measurement of X-ray diffraction photographs of crystal structures. A beam of X rays (from housing at center) is directed at a mounted crystal (for example a protein), which is rotated automatically through a series of orientations while a photomultiplier tube (top left) measures the intensity of the diffracted rays. Information about the position and intensity of the diffracted rays is then converted from analogue to digital form and recorded on punched cards for input to a computer.



**MODEL OF PROTEIN MOLECULE** is displayed on an oscilloscope screen in the laboratory of Cyrus Levinthal at the Massachusetts Institute of Technology. The electron density of the molecule was determined by an analysis of X-ray diffraction photographs. A computer program converted the electron-density measurements into an image of a fragment of the molecular structure on the oscilloscope. Once the picture of the molecule has been calculated for a standard orientation the orientation can be changed at will by simple controls.

At the other end of the chain Cyrus Levinthal of the Massachusetts Institute of Technology and Robert Langridge of Harvard have used the time-shared computer and display facilities of M.I.T.'s Project MAC to develop a remarkable set of programs that accept electron densities calculated for a three-dimensional region and turn these into an image of molecular structure on an oscilloscope [see bottom illustration at left]. Gone is the time-consuming task of drawing and building the electron-density map. Once the picture of a molecule has been calculated for a standard orientation the orientation can be changed at will by simple controls that actuate special circuits for transforming the coordinates of the picture before displaying it. Slight motions provide excellent depth perception without the expense of stereoscopic image pairs. The molecule can be turned in order to view it from any angle, or it can be sliced by a plane in order to see it in cross section [see "Molecular Model-building by Computer," by Cyrus Levinthal; SCIENTIFIC AMERICAN, June].

Joining these two links is the next step. A new coaxial-cable network will soon carry Lipscomb's raw data directly to a computer at the Harvard Computing Center. No technical obstacle bars the further transmission of calculated electron densities to the system at M.I.T., where the molecular display could be prepared and then sent back for direct viewing on a screen at the experimental site. Once the time-shared computer utility emerges from its present experimental stage to spread throughout institutions and regions, such doings will very likely be commonplace [see "Time-sharing on Computers," by R. M. Fano and F. J. Corbató, page 128]. It is only tame speculation to visualize a graduate student "looking through" a computer at a protein molecule as directly as he now looks at a cell through a microscope.

The metaphor of the transparent computer describes one of the principal aims of contemporary "software" engineering, the branch of information engineering concerned with developing the complex programs (software) required to turn an inert mound of apparatus (hardware) into a powerful instrument as easy to use as pen and paper. As anyone can testify who has waited a day or more for a conventional computing service to return his work only to find that a misplaced comma had kept the work from being done at all, instant transparency for all is not

yet here. Nevertheless, the advances described in the accompanying articles toward making computer languages congenial and expressive, toward making it easy to communicate with the machine and toward putting the machine at one's fingertips attest to the vigor of the pursuit of the transparent computer.

A few critics object to the principle of transparency because they fear that the primary consequence will be atrophy of the intellect. It is more likely that once interest in the *process* of determining molecular structure becomes subordinate to interest in the molecule itself, the instrument will simply be accepted and intellectual challenge sought elsewhere. It is no more debasing, unromantic or unscientific in the 1960's to view a protein crystal through the display screen of a computer than it is to watch a paramecium through the eyepiece of a microscope. Few would wish to repeat the work of Christian Huygens each time they need to look at a microscope slide. In any case, computers are basically so flexible that nothing but opaque design or poor engineering can prevent one from breaking into the chain at any point, whenever one thinks human intuition and judgment should guide brute calculation.

It is essential, of course, for anyone to understand his instrument well enough to use it properly, but the computer is just like other commonplace instruments in this regard. Like any good tool, it should be used with respect. Applying "data reduction" techniques to voluminous data collected without adequate experimental design is a folly of the master not to be blamed on the servant. Computer folk have an acronym for it: GIGO, for "garbage in, garbage out."

X-ray crystallography is the most advanced of many instances in which similar instrumentation is being developed.

Four experimental stations at the Cambridge Electron Accelerator, operated jointly by Harvard and M.I.T., are currently being connected to a time-shared computer at the Harvard Computing Center to provide a first link. A small computer at each experimental station converts instrument readings from analogue to digital form, arranges them in a suitable format and transmits them to the remote computer. There most data are stored for later detailed calculation; a few are examined to instruct each of the small local machines to display information telling the experimenter whether or not his experiment is going well. Heretofore delays in conventional batch-processing procedures occasionally led to scrapping a long experiment that became worthless because poor adjustments could not be detected until all calculations were completed and returned.

This type of experiment is described as an "open loop" experiment, since the computer does not directly affect the setting of experimental controls. Closed-loop systems, where the experiment is directly controlled by computer, are currently being developed. Their prototypes can be seen in industrial control systems, where more routine, better-understood devices, ranging from elevators to oil refineries, are controlled automatically.

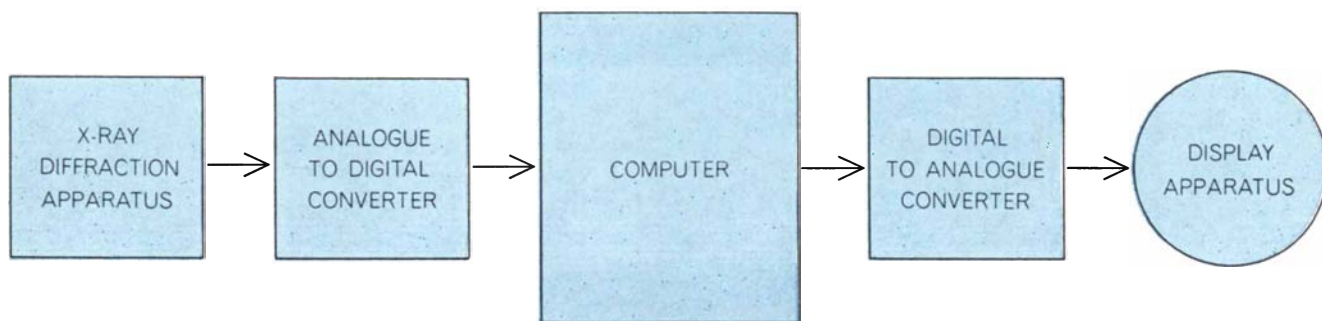
The problem of "reading" particle-track photographs efficiently has been a persistent concern of high-energy physicists. Here the raw data are not nearly as neat as they are in X-ray diffraction patterns, nor can photography as readily be bypassed. Automating the process of following tracks in bubble-chamber photographs to detect significant events presents very difficult and as yet unsolved problems of pattern recognition, but computers are now used at least to reduce some of the tedium of scanning

the photographs [see illustration on next page]. Similar forms of man-machine interaction occur also in the study of brain tumors by radioactive-isotope techniques. Where the problem of pattern recognition is simpler, as it is in certain types of chromosome analysis, there is already a greater degree of automation [see "Chromosome Analysis by Computer," by Robert S. Ledley and Frank H. Ruddle; SCIENTIFIC AMERICAN, April].

Let us now turn from the computer as instrument to the computer as actor, and to the subject of dynamic expression of theory. To understand clearly words such as "model," "simulation" and others that recur in this context, a digression is essential to distinguish the functional from the structural aspects of a model or a theory.



A robot is a functional model of man. It walks, it talks, but no one should be fooled into thinking that it is a man or that it explains man merely because it acts like him. The statements that "the brain is like a computer" or that "a network of nerve cells is like a network of computer gates, each either on or off," crudely express once popular structural theories, obviously at different levels. Both are now discredited, the first because no one has found structures in the brain that look anything like parts of any man-made computer or even function like them, the second because nerve-cell networks were found to be a good deal more complicated than computer networks.

A functional model is like the electrical engineer's proverbial "black box," where something goes in and something comes out, and what is inside is unknown or relevant only to the extent of somehow relating outputs to inputs. A structural model emphasizes the contents of the box. A curve describing the



LINKUP of the two facilities represented on the opposite page is the next step toward the goal of a "transparent" computer in the field of X-ray crystallography. A new coaxial-cable network will soon carry Lipscomb's raw data directly to a computer at the Harvard Computing Center. No technical obstacle bars the further

transmission of the calculated electron densities to the system at M.I.T., where the molecular display could be prepared and then sent back for direct viewing on a screen at the experimental site. It should then be possible to "look through" a computer at a protein molecule as directly as one now looks at a cell through a microscope.



**BUBBLE-CHAMBER PHOTOGRAPH** (*top*) of a typical particle interaction was made at the Lawrence Radiation Laboratory of the University of California. The negative of the photograph was scanned by a device called the "flying spot digitizer," and the digitized information was sent directly to a computer, which produced a copy of the original photograph (*bottom*). No operator is required in the scanning process. The machine is directed to the location of a significant event by instructions on magnetic tape. Other computer programs further analyze the data to provide a description of the interaction recorded in photograph.

current passing through a semiconductor diode as a function of the voltage applied across its terminals is a functional model of this device that is exceedingly useful to electronic-circuit designers. Most often such curves are obtained by fitting a smooth line to actual currents and voltages measured for a number of devices. A corresponding structural model would account for the characteristic shape of the curve in terms that describe the transport of charge-carriers through semiconductors, the geometry of the contacts and so forth. A good structural model typically has greater predictive power than a functional one. In this case it would predict changes in the voltage-current characteristic when the geometry of the interfaces or the impurities in the semiconductors are varied.

If the black box is opened, inspiration, luck and empirical verification can turn a functional model into a structural one. Physics abounds with instances of this feat. The atom of Lucretius or John Dalton was purely functional. Modern atomic theory is structural, and the atom with its components is observable. The phlogiston theory, although functional enough up to a point, evaporated through lack of correspondence between its components and reality. Although the description of the behavior of matter by thermodynamics is primarily functional and its description by statistical mechanics is primarily structural, the consistency of these two approaches reinforces both.

The modern computer is a very versatile and convenient black box, ready to act out an enormous variety of func-

tional or structural roles. In the physical sciences, where the script usually has been written in mathematics beforehand, the computer merely brings to life, through its program, a role implied by the mathematics. Isaac Newton sketched the script for celestial mechanics in the compact shorthand of differential equations. Urbain Leverrier and John Couch Adams laboriously fleshed out their parts in the script with lengthy and detailed calculations based on a wealth of astronomical observations. Johann Galle and James Challis pointed their telescopes where the calculations said they should and the planet Neptune was discovered. In modern jargon, Leverrier and Adams each ran Neptune simulations based on Newton's model, and belief in the model was strengthened by comparing simulation output with experiment. Computers now routinely play satellite and orbit at Houston, Huntsville and Cape Kennedy. Nevertheless, there is little danger of confusing Leverrier, Adams or a computer with any celestial object or its orbit. As we shall see, such confusion is more common with linguistic and psychological models.

The determination of protein structures provides an excellent example of how computers act out the implications of a theory. Finding a possible structure for a protein molecule covers only part of the road toward understanding. For example, the question arises of why a protein molecule, which is basically just a string of amino acid units, should fold into the tangled three-dimensional pattern observed by Kendrew. The basic physical hypothesis invoked for explanation is that the molecular string will, like water running downhill, fold to reach a lowest energy level. To act out the implications of this hypothesis, given an initial spatial configuration of a protein chain, one might think of calculating the interactions of all pairs of active structures in the chain, minimizing the energy corresponding to these interactions over all possible configurations and then displaying the resultant molecular picture. Unfortunately this cannot be done so easily, since no simple formula describing such interactions is available and, with present techniques, none could be written down and manipulated with any reasonable amount of labor. Sampling more or less cleverly the energies of a finite but very large number of configurations is the only possibility. An unsupervised computer searching through a set of samples for a minimum



would, more likely than not, soon find itself blocked at some local minimum—unable, like a man in a hollow at the top of a mountain, to see deeper valleys beyond the ridges that surround him.

The close interaction of man and machine made possible by new “on line” time-sharing systems, graphical display techniques and more convenient programming languages enables Levinthal and his collaborators to use their intuition and theoretical insight to postulate promising trial configurations. It is then easy for the computer to complete the detail work of calculating energy levels for the trial configuration and seeking a minimum in its neighborhood. The human operator, from his intuitive vantage point, thus guides the machine over the hills and into the valley, each partner doing what he is best fitted for.

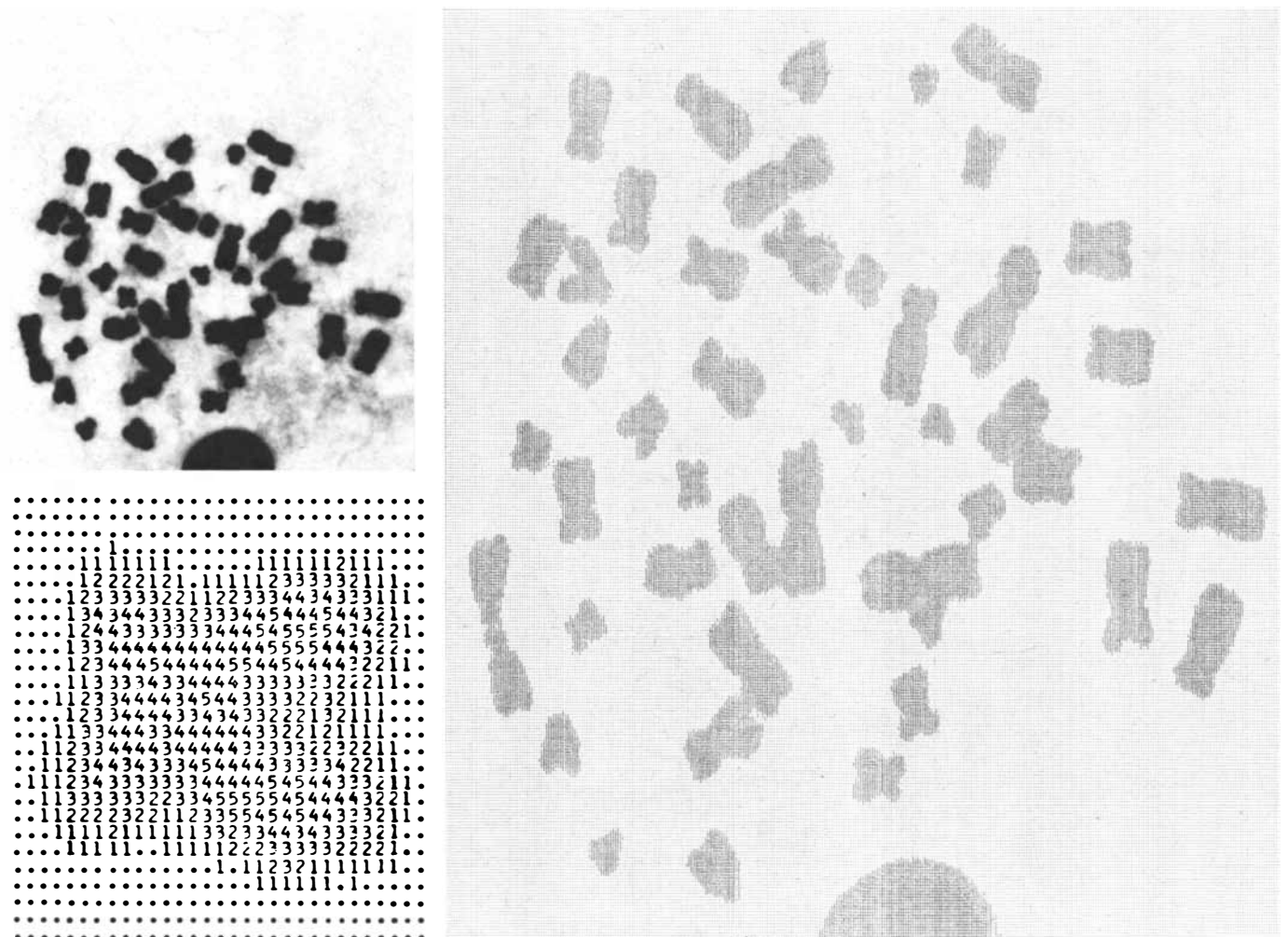
Even more exciting, once the details of the interactions are known theoretically, the X-ray diffraction pattern of the molecule can be calculated and compared with the original observations

to remove whatever doubts about the structure are left by ambiguities encountered when going in the other direction. This closing of the circle verifies not only the calculation of molecular structure but also the theoretical edifice that provided the details of molecular interactions.

In this example the computer clearly mimics the molecule according to a script supplied by underlying physical and chemical theory. The computer represents the molecule with a sufficient degree of structural detail to make plausible a metaphorical identification of the computer with the molecule. The metaphor loses its force as we approach details of atomic structure, and the submodels that account for atomic behavior are in this case merely functional.

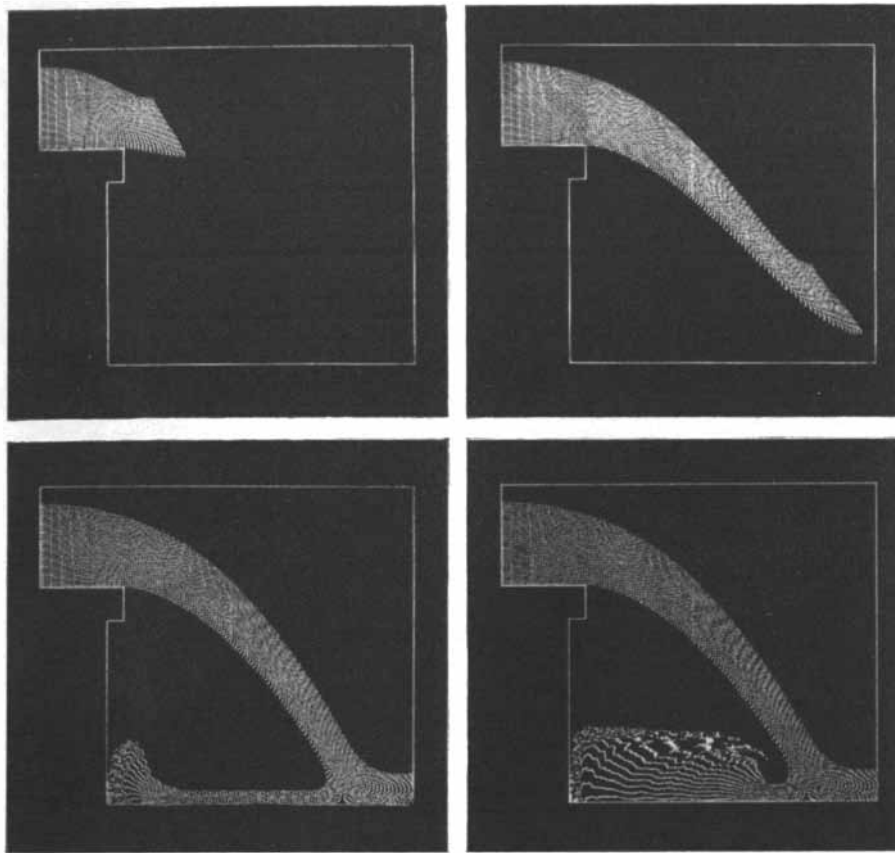
The remarkable immediacy and clarity of the confrontation of acted-out theory and experiment shown in the preceding example is by no means an isolated phenomenon. Similar techniques are emerging in chemistry [see

“Computer Experiments in Chemistry,” by Don L. Bunker; *SCIENTIFIC AMERICAN*, July, 1964], in hydrodynamics [see “Computer Experiments in Fluid Dynamics,” by Francis H. Harlow and Jacob E. Fromm; *SCIENTIFIC AMERICAN*, March, 1965] and in other branches of science. It is noteworthy, as Don L. Bunker has pointed out, that computers used in this way, far from reducing the scientist to a passive bystander, reinforce the need for the creative human element in experimental science, if only because witless calculation is likely to be so voluminous as to be beyond the power of even the fastest computer. Human judgment and intuition must be injected at every stage to guide the computer in its search for a solution. Painstaking routine work will be less and less useful for making a scientific reputation, because such “horse work” can be reduced to a computer program. All that is left for the scientist to contribute is a creative imagination. In this sense scientists are subject to techno-



**CHROMOSOME ANALYSIS BY COMPUTER** makes it possible to examine automatically large numbers of cells for chromosome abnormalities. A photomicrograph of a complement of human chromosomes is shown at top left. An image of the photomicrograph is

provided by the grid of numerals in computer print-out at right. Enlargement of a single chromosome appears at bottom left. Print-outs were made with a scanning device called FIDAC and an IBM 7094 computer at the National Biomedical Research Foundation.



**SIMULATED WATERFALL** spills over the edge of a cliff and splashes into a pool in this computer experiment performed by John P. Shannon at the Los Alamos Scientific Laboratory as part of a general study of dynamic behavior of fluids with the aid of numerical models.

logical unemployment, just like anyone else.

In the "softer" emerging sciences such as psychology and linguistics the excitement and speculation about the future promise of the computer both as instrument and as actor tend to be even stronger than in the physical sciences, although solid accomplishments still are far fewer.

From the time modern computers were born the myth of the "giant brain" was fed by the obvious fact that they could calculate and also by active speculation about their ability to translate from one language into another, play chess, compose music, prove theorems and so on. That such activities were hitherto seen as peculiar to man and to no other species and certainly to no machine lent particular force to the myth. This myth (as expressed, for example, in *New Yorker* cartoons) is now deeply rooted as the popular image of the computer.

The myth rests in part on gross misinterpretation of the nature of a functional model. In the early 1950's, when speculation about whether or not computers can think was at the height of fashion, the British mathematician A. M. Turing proposed the following experiment as a test. Imagine an experimenter communicating by teletype with each of two rooms (or black boxes), one containing a man, the other a computer. If after exchanging an appropriate series of messages with each room the experimenter is unable to tell which holds the man and which the computer, the computer might be said to be thinking. Since the situation is symmetrical, one could equally well conclude that the man is computing. Whatever the decision, such an experiment demonstrates at most a more or less limited functional similarity between the two black boxes, because it is hardly designed to reveal structural details. With the realization that the analogy is only functional, this approach to the computer as a model, or emulator, of man loses both mystery and appeal; in its most naïve form it is pursued today only by a dwindling lunatic fringe, although it remains in the consciousness of the public.


In a more sophisticated vein attempts continue toward devising computer systems less dependent on detailed prior instructions and better able to approach problem-solving with something akin to human independence and intelligence. Whether or not such systems, if they

are achieved, should have anything like the structure of a human brain is as relevant a question as whether or not flying machines should flap their wings like birds. This problem of artificial intelligence is the subject of speculative research described in the article by Marvin L. Minsky beginning on page 246. Once the cloud of misapplied functional analogy is dispelled the real promise of using the computer as an animated structural model remains.

are achieved, should have anything like the structure of a human brain is as relevant a question as whether or not flying machines should flap their wings like birds. This problem of artificial intelligence is the subject of speculative research described in the article by Marvin L. Minsky beginning on page 246. Once the cloud of misapplied functional analogy is dispelled the real promise of using the computer as an animated structural model remains.

**M**athematics has so far made relatively few inroads in either linguistics or psychology, although there are now some rather beautiful mathematical theories of language. The scope of these theories is generally limited to syntax (the description of the order and formal relations among words in a sentence). Based as they are on logic and algebra, rather than on the now more familiar calculus, these theories do not lend themselves readily to symbolic calculation of the form to which mathematicians and natural scientists have become accustomed. "Calculations" based on such theories must generally be done by computer. Indeed, in their early form some of these theories were expressed only as computer programs; others still are and may remain so. In such cases the language of programs is the language of science; the program is the original and only script, not just a translation from mathematics.

Early claims that computers could translate languages were vastly exaggerated; even today no finished translation can be produced by machine without human intervention, although machine-aided translation is technically possible. Considerable progress has been made, however, in using computers to manipulate languages, both vernaculars and programming languages. Grammars called phrase-structure grammars and transformational grammars supply the theoretical backdrop for this activity. These grammars describe sentences as they are generated from an initial symbol (say *S* for sentence) by applying rewrite rules followed (if the grammar is transformational) by applying transformation rules. For example, the rewrite rule  $S \rightarrow SuPr$ , where *Su* can be thought of as standing for subject and *Pr* as standing for predicate, yields the string *SuPr* when it is applied to the initial symbol *S*. By adding the rules  $Su \rightarrow \text{John}$  and  $Pr \rightarrow \text{sleeps}$  one can turn this string into the sentence "John sleeps." Transformations can then be applied in order to turn, for example, the active sentence "John



EAGLE  
TRAFFIC CONTROL  
EQUIPMENT



AEROSPACE PRODUCTS



METALWORKING  
PRESSES



EAGLE RELAYS



EAGLE  
TIMERS AND COUNTERS



ROCKWOOD  
FIRE FIGHTING EQUIPMENT



AIRCRAFT  
LAUNCHING AND  
ARRESTING EQUIPMENT



ROLLING MILLS



ROCKWOOD BALL VALVES



GAMEWELL  
ALARM SYSTEMS



MACK-HEMP  
MILL ROLLS



CAN MAKING  
MACHINERY



ARROW SYSTEM

**ROLLING MILL DIVISIONS**  
Pittsburgh and Midland,  
Pennsylvania; Salem, Ohio  
*Rolling Mills and Allied  
Equipment*  
Mackintosh-Hemphill  
Mill Rolls

**PRESS DIVISIONS**  
Hastings, Michigan;  
Canton, Ohio  
*Metalworking Presses*  
*Can Making Equipment*

**LIGHT MANUFACTURING  
DIVISIONS**  
Davenport, Iowa; Moline,  
Illinois; Newton and Worcester,  
Massachusetts; Baraboo,  
Wisconsin  
*Eagle Timers, Counters and  
Relays*  
*Gamewell Alarm Systems*  
*Rockwood Fire Fighting  
Equipment*  
*Eagle Traffic Control Systems*

**DEFENSE MANUFACTURING  
DIVISION**  
Portland, Maine  
*Aerospace Products*  
*Aircraft Launching and  
Arresting Equipment*

**ENGINEERING RESEARCH  
AND DEVELOPMENT DIVISION**  
Swarthmore, Pennsylvania

**BAROGENICS, INC.**  
Mount Vernon, New York

**E. W. BLISS  
COMPANY (PARIS)**

**E. W. BLISS  
(ENGLAND) LTD.**

**E. W. BLISS  
COMPANY OF CANADA, LTD.**

**BLISS WELDED  
PRODUCTS LIMITED**  
(Australia)

**E. W. BLISS  
(ISRAEL) LTD.**

## BLISS PUTS IDEAS ON THE MOVE

New and better ways of doing things are an important aspect of the E. W. Bliss Company's contribution to modern living. For example, the new ARROW System for airport ground traffic control just introduced by our Bliss-Eagle Division will speed the movement of aircraft between runway and terminal by an easy-to-operate arrangement of visual signals.

Other Bliss products and systems range from tiny electrical relays to giant rolling mills and automotive presses.

In between? Products and processes from traffic control to fire protection. Hundreds of products serving thousands of industries.

If you would like to know more about Bliss, write for a copy of our 1965 Annual Report. It will tell you what we are doing today...and how we are already planning and building for tomorrow.

**BLISS**

**THE E.W. BLISS COMPANY**

CORPORATE OFFICES • CANTON, OHIO



followed the girl" into the passive one "The girl was followed by John."

Under the direction of Susumu Kuno and myself a research group at Harvard has developed, over the past few years, techniques for inverting this generation process in order to go from a sentence as it occurs in a text to a description of its structure or, equivalently, to a description of how it might have been generated by the rules of the grammar. Consider the simple sentence "Time flies like an arrow." To find out which part of this sentence is the subject, which part the predicate and so on, a typical program first looks up each word in a dictionary. The entry for "flies" would show that this word might serve either as a plural noun denoting an annoying domestic insect or as a verb denoting locomotion through the air by an agent represented by a subject in the third person singular.

The specific function of a word in a particular context can be found only by checking how the word relates to other

words in the sentence, hence the serious problem of determining which of the many combinations of possible functions do in fact fit together as a legitimate sentence structure. This problem has been solved essentially by trying all possibilities and rejecting those that do not fit, although powerful tests suggested by theory and intuition can be applied to eliminate entire classes of possibilities at one fell swoop, thereby bringing the process within the realm of practicality.

A grammar that pretends to describe English at all accurately must yield a structure for "Time flies like an arrow" in which "time" is the subject of the verb "flies" and "like an arrow" is an adverbial phrase modifying the verb. "Time" can also serve attributively, however, as in "time bomb," and "flies" of course can serve as a noun. Together with "like" interpreted as a verb, this yields a structure that becomes obvious only if one thinks of a kind of flies called "time flies," which happen to like

an arrow, perhaps as a meal. Moreover, "time" as an imperative verb with "flies" as a noun also yields a structure that makes sense as an order to someone to take out his stopwatch and time flies with great dispatch, or like an arrow.

A little thought suggests many minor modifications of the grammar sufficient to rule out such fantasies. Unfortunately too much is then lost. A point can be made that the structures are legitimate even if the sentences are meaningless. It is, after all, only an accident of nature, or for that matter merely of nomenclature, that there is no species of flies called "time flies." Worse yet, anything ruling out the nonexistent species of time flies will also rule out the identical but legitimate structure of "Fruit flies like a banana."

Still more confusing, the latter sentence itself is given an anomalous structure, namely that which is quite sensible for "Time flies..." but which is nonsensical here since we know quite well that fruit in general does not fly

***** ANALYSIS NUMBER 1		SENTENCE NUMBER 000001			CORPUS NUMBER	
ENGLISH	SENTENCE STRUCTURE	SWC	SWC MNEMONIC	SYNTACTIC ROLE	RL NUM	PREDICTION POOL
TIME	1S	NOUS	NOUN 1	SUBJECT OF PREDICATE VERB	SENNNO	SE
FLIES	1V	V11S	COMPLETE VI	PREDICATE VERB	VXV110	PD VSA
LIKE	1VPR	PRE	PREPOSITION	PREPOSITION	PDPRE0	PD
AN	1VPOA	ART	PRO-ADJECTIVE	OBJECT OF PREPOSITION	NQAAA0	PD NQG
ARROW	1VPO	NOUS	NOUN 1	OBJECT OF PREPOSITION	N5MMMO	PD N5G
.	1.	PRD	PERIOD	END OF SENTENCE	PDPDRO	PD
-----						
***** ANALYSIS NUMBER 2		SENTENCE NUMBER 000001			CORPUS NUMBER	
ENGLISH	SENTENCE STRUCTURE	SWC	SWC MNEMONIC	SYNTACTIC ROLE	RL NUM	PREDICTION POOL
TIME	1SA	NOUS	NOUN 1	SUBJECT OF PREDICATE VERB	SENOU0	SE
FLIES	1S	NOUP	NOUN 1	SUBJECT OF PREDICATE VERB	7XMMMO	PD VZA7ZA
LIKE	1V	VT1P	NOUN-OBJECT VT	PREDICATE VERB	VXVT11	PD VPA
AN	10A	ART	PRO-ADJECTIVE	OBJECT OF PREDICATE VERB	N2AAA0	PD N2A
ARROW	10	NOUS	NOUN 1	OBJECT OF PREDICATE VERB	N5MMMO	PD N5A
.	1.	PRD	PERIOD	END OF SENTENCE	PDPDRO	PD
-----						
***** ANALYSIS NUMBER 3		SENTENCE NUMBER 000001			CORPUS NUMBER	
ENGLISH	SENTENCE STRUCTURE	SWC	SWC MNEMONIC	SYNTACTIC ROLE	RL NUM	PREDICTION POOL
TIME	3V	IT1	INFINITE VT1	IMPERATIVE VERB	SE1T10	SE
FLIES	30	NOUP	NOUN 1	OBJECT OF IMPERATIVE VERB	N2NNNO	PD N2B
LIKE	30PR	PRE	PREPOSITION	PREPOSITION	PDPRE0	PD
AN	30POA	ART	PRO-ADJECTIVE	OBJECT OF PREPOSITION	NQAAA0	PD NQG
ARROW	30PO	NOUS	NOUN 1	OBJECT OF PREPOSITION	N5MMMO	PD N5G
.	3.	PRD	PERIOD	END OF SENTENCE	PDPDRO	PD
-----						

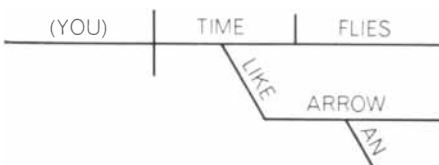
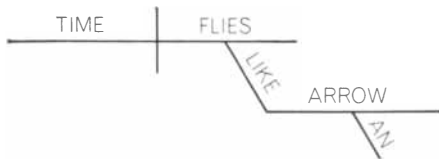
SYNTACTIC ANALYSIS BY COMPUTER of the sentence "Time flies like an arrow" yields three different structural interpretations, which are represented here by computer print-out (left) and by conventional sentence-structure diagrams (right). The first structure is one in which "time" is the subject of the verb "flies" and "like an arrow" is an adverbial phrase modifying the verb (Analysis Number

1). "Time" can also serve attributively, however, as in "time bomb," and "flies" of course can serve as a noun. Together with "like" interpreted as a verb, this yields a structure that becomes obvious only if one thinks of a kind of domestic insect called "time flies," which happen to like an arrow, perhaps as a meal (2). Moreover, "time" as an imperative verb with "flies" as a noun also yields a

and that when it does, it flies like maple seeds, not like bananas.

A theory of syntax alone can help no further. Semantics, the all too nebulous notion of what a sentence means, must be invoked to choose among the three structures syntax accepts for "Time flies like an arrow." No techniques now known can deal effectively with semantic problems of this kind. Research in the field is continuing in the hope that some form of man-machine interaction can yield both practical results and further insight into the deepening mystery of natural language. We do not yet know how people understand language, and our machine procedures barely do child's work in an extraordinarily cumbersome way.

The outlook is brighter for man-made programming languages. Since these can be defined almost at will, it is generally possible to reduce ambiguity and to systematize semantics well enough for practical purposes, although numer-



structure that makes sense as an order to someone to take out his stopwatch and time flies with great dispatch, or like an arrow (3). No computer techniques now known can deal effectively with semantic problems of this kind, but research in the field is continuing.

# ÷ and conquer




Vanquish your problems as they come, with Mathatron, the \$5,000 digital computer. No need to go to number-systems school or build a FORTRAN empire. Just express yourself in algebra on the Mathatron keyboard — use power-of-10 exponents, parentheses, square roots and decimal points.

Mathatron is a programmable, general purpose, electronic companion that saves hours of a professional man's day. Up to 11 pre-wired programs, expandable memory, optional paper tape reader/punch and page printer.

More than 80% of Mathatron owners have access to a big computer, but they would rather get quick answers than fight that battle. Write for the whole story.

**mathatron:** Program memory (core), 24 to 480 steps • Addressable storage, 4 to 88 registers • 9 significant digits, exponent, and sign • Number range  $\pm 10^{-42}$  to  $10^{+58}$  • Speed 100 accumulations per second • Optional prewired programs for special applications.

## MATHATRONICS

a division of Barry Wright Corporation 

241 Crescent Street, Waltham, Massachusetts 02154, Telephone: 617-893-1630

ous challenging theoretical problems remain. The computer is also growing in power as an instrument of routine language data processing. Concordances, now easily made by machine, supply scholars in the humanities and social sciences with tabular displays of the location and context of key words in both sacred and profane texts.

Psychologists have used programming languages to write scripts for a variety of structural models of human behavior. These are no more mysterious than scripts for the orbit of Neptune or the structure of hemoglobin. The psychological models differ from the physical ones only in their subject and their original language. Convincing empirical corroboration of the validity of these models is still lacking, and the field

has suffered from exaggerated early claims and recurrent confusion between the functional and the structural aspects of theory. Psychology and the study of artificial intelligence are both concerned with intelligent behavior, but otherwise they are not necessarily related except to the extent that metaphors borrowed from one discipline may be stimulating to the other.

In actuality it is the languages, not the scripts, that are today the really valuable products of the attempts at computer modeling of human behavior. Several languages, notably John McCarthy's LISP, have proved invaluable as tools for general research on symbol manipulation. Research on natural-language data processing, theorem-proving, algebraic manipulation and graphi-

cal display draws heavily on such languages. Nevertheless, the computer as instrument is rapidly making a useful place for itself in the psychology laboratory. Bread-and-butter applications include the administration, monitoring and evaluation of tests of human or animal subjects in studies of perception and learning.

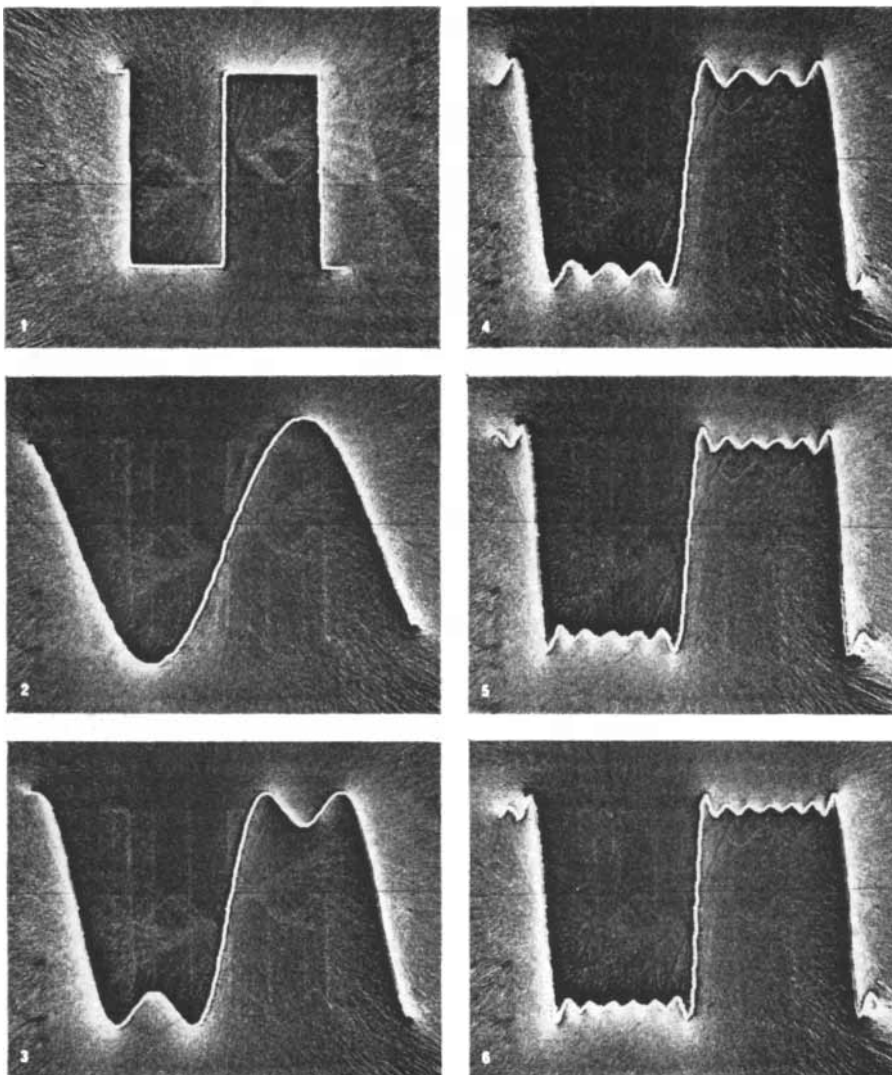
The business of science, both in principle and in practice, is inextricably involved in the business of education, particularly on the university level. The paradigm of the computer as instrument and as actor, although described in terms of research, seems to apply to instruction as well. Because on-line, time-shared systems are still experimental and expensive, especially with graphical display facilities, their use for instruction lags somewhat behind their use for research.

Hopes for computers in education at the elementary or secondary level are described in the article by Patrick Suppes beginning on page 206. My own current exploration of the potential value of technological aids to creative thought focuses rather on the undergraduate or graduate student and on the transition from learning in the classroom to learning when practicing a profession.

The desire to keep labor within reasonable bounds generally leads to oversimplified and superficial experiments in student laboratories. Where the observation and intelligent interpretation of a variety of significant phenomena are the primary objectives of a laboratory exercise, using a transparent computer should reduce unnecessary drudgery to the point where judgment and interpretation, even of realistic experiments, can prevail.

The transparent computer also promises to be effective as a kind of animated blackboard. This hardly implies the disappearance of chalk, films or books. The computer merely adds another powerful and versatile tool to the teacher's kit. In fact, where repetition or polish is necessary, the computer itself can serve to make films or equivalent visual recordings. We have found that whereas films cannot be interrupted or altered, a recorded computer sequence can easily be stopped in response to a student's question; the lecturer can then explore alternatives by returning either to the informal direct use of the computer or to the conventional blackboard. The prerecorded sequence can then be resumed.

Best of all, there need be no distinc-



**PROBLEM IN MATHEMATICS** illustrates the author's experimental use in Harvard classrooms of a keyboard-and-display system developed by Glen Culler of the University of California at Santa Barbara. It is well known that any periodic function (in this example the square wave at top left) can be approximated by the sum of a series of terms that oscillate harmonically, converging on the curve of the function. Culler's apparatus makes possible quick intuitive exploration of the nature of this approximation. The other curves show the effect of increasing the number of terms in the partial sum of the series. The spikes near the corners of the square wave are caused by nonuniform convergence near a discontinuity.




# SOFTWARE DILEMMA?

You say you're in the steel business? Or was it oil? Maybe clothing? But ever since you installed your first computer it hasn't stopped growing? Get a bigger machine? Maybe three machines? Get more programmers to run them? Your systems analyst just recommended you should have lots more COBOL to mix with your FORTRAN, JOVIAL, and ALGOL — and ten new programmers would help get the show on the road? More programmers in-house? You know, the friendly overhead group that keep multiplying with your computer system? And what you thought you needed were more practical results and less computer jazz? But you are specialists in the aerospace business? Or was it toys? Electronics? Well anyway, you agree it's not the software business? Maybe a shot of IDC would help. What's an IDC? Well, let's explain it this way . . .

**IDC is a company whose sole effort and profit motivation is in the field of software. It is a management-oriented company that major computer manufacturers — maybe even the one who sold you your computer — rely on to provide entire software packages. IDC is a company composed exclusively of highly-talented software specialists who have solved problems like yours many times. Programmers in our organization are not overhead, but top echelon employees. They receive excellent salaries plus bonuses and incentives for ahead-of-time performance, correct solutions to your problems, and at a firm fixed price. But don't you do this for outstanding producers in your business, too? To get a superior performance for less dollars, doesn't it make sense to call on IDC to assist you in handling computer applications and software programs? For an improved perspective on your software management problems, contact IDC now. 1621 East 17th Street, Santa Ana, California. Phone: (714) 547-8861**

**INFORMATION  
DEVELOPMENT  
COMPANY**



SOFTWARE PERSPECTIVES

# How many programmable calculators can solve this expression?

$$A = \sqrt[3]{3 \operatorname{INV}(A)} - C_1 \operatorname{INV}(A) + C_2 \operatorname{INV}(A) + C_3^*$$

## ONLY ONE



## LOCI-2

This is one of many expressions, commonly used in engineering and science, which only **WANG'S LOCI-2**, of the available programmable electronic calculators, has the capability of solving. And it can provide the value of A in less than 5 seconds.

The extraordinary computational power of the **LOCI-2** is a natural result of its unique logarithmic approach to data manipulation. In fact, it actually approaches the performance of full-size computer systems in many of its capabilities, such as the on-line control of process and production systems.

If you are considering the purchase of a programmable calculator, avoid built-in limitations in logic power or flexibility. **LOCI-2** extends your computational horizons . . . yet costs no more than other, more limited, systems.

\*from  $\operatorname{INV}(A) = \operatorname{TAN}(A) - A$ ,

a familiar expression in gear design, used to determine the angle "A" when its involute,  $\operatorname{INV}(A)$ , is known. Here is the keying sequence on the **LOCI-2**, given  $\operatorname{INV}(A) = .05367$ , with the proper program card in the reader:

1. Prime
2. Key in . 0 5 3 6 7 (INV(A))
3. W → S1
4. Po
5. Read A = 29.9860 Degrees

Investigate the capabilities of this unique, personal, programmable calculator. **LOCI-2** prices range from \$2750 to \$8450. Write today for complete details.

**WANG**  
LABORATORIES, INC.

DEPT. VV-9, 836 NORTH STREET  
TEWKSBURY, MASSACHUSETTS 01876  
TEL. (617) 851-7311

tion between the classroom tool and that available to students for homework assignments, laboratory calculations or individual research projects. The transition from classroom to life therefore promises to be made smoother. Since computers are not yet either as transparent or as cheap as one might wish, many problems of technique and finance remain to be faced. In any case, no panacea has been found for education's ills, only a richer range of choices to be made.

An example based on our experimental use in Harvard classrooms of a keyboard-and-display system developed by Glen Culler at the University of California at Santa Barbara will illustrate both the promise and the problems. Since the static printed page cannot adequately portray the effect of dynamic display, the problems may be more evident than the promise. The topic chosen is mathematical in nature, since such problems are best suited for the equipment currently available. The objective is to develop a natural and perspicuous presentation of topics traditionally reserved for more advanced treatment, to develop others in greater depth than conventional methods allow and to stimulate the student's intuition and his resourcefulness in solving problems. The objective is not to eliminate theory and rigor in favor of witless calculation, but rather to restore the close link between theory and calculation that characterized mathematics before the advent of rigor late in the 19th century led to the aberrant but currently fashionable split between pure and applied mathematics.

It is well known that any periodic function can be approximated by the sum of a series of terms that oscillate harmonically, converging on the curve of the function. Culler's apparatus makes possible quick intuitive exploration of the nature of this approximation. Consider, for example, the square wave shown at top left in the illustration on page 170. The accompanying computer-generated curves show the effect of increasing the number of terms in the partial sum of the series. The spikes near the corners of the square wave are caused by nonuniform convergence near a discontinuity. For the pure mathematician this demonstration can motivate a more formal treatment of nonuniform convergence. For the engineer the phenomenon can be clarified by displaying the components of the approximation in such a way as to make it obvious intuitively why the spikes occur. In prin-


ciple the instructor, or an interested student on his own, could follow up such a demonstration by modeling the effect of a linear circuit element, say a resistor or a simple amplifier, on a square wave, on its individual components and on their sum.

At present any concurrent formal algebraic manipulations require pencil or chalk. Current progress toward machine-aided algebraic manipulation raises the exciting possibility that machines will eventually help with both symbolic and numerical manipulation and with easy transitions between these two modes of expression. Working in both modes simultaneously or in whatever combination rigor and intuition demand would profoundly affect the thought of pure and applied mathematicians alike.

Other types of teaching experiment can be conducted by building an appropriate structural model into the computer. One might assume the structure and examine its behavior, as is frequently done in management games, or one might treat only the behavior as observable, leaving the model to be determined as an exercise in theory-building. As paradigms are developed by research in some area, these paradigms could then be applied as well to teaching in that area. It will be interesting, for example, to experiment with the teaching of a foreign language for which a transformational grammar of the type I described earlier has been implemented on a computer.

It is also interesting to speculate on the use of on-line computers as tools for the investigation of the psychology of learning and problem-solving. Experiments in this area have been difficult, contrived and unrealistic. When the interactive computer serves as a problem-solving tool, it is also easily adapted to record information about problem-solving behavior. Here again the problem will not be the collection of data but rather devising appropriate experimental designs, since an hour's problem-solving session at a computer console can accumulate an enormous amount of data.

In short, computers are capable of profoundly affecting science by stretching human reason and intuition, much as telescopes or microscopes extend human vision. I suspect that the ultimate effects of this stretching will be as far-reaching as the effects of the invention of writing. Whether the product is truth or nonsense, however, will depend more on the user than on the tool.



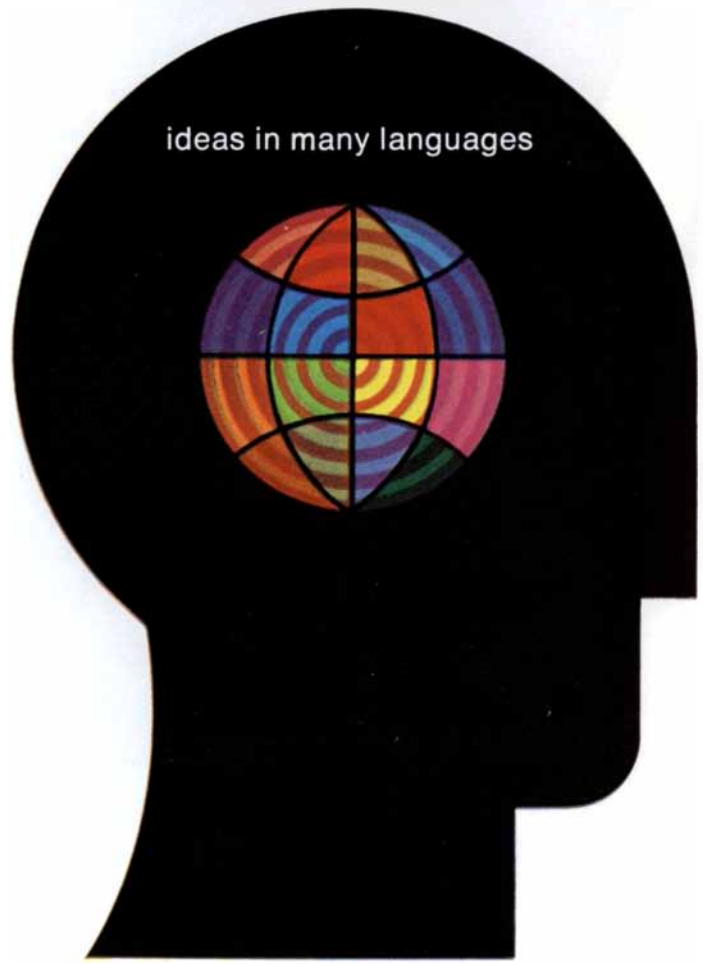



when you think of


***KAISER***  
***ALUMINUM & CHEMICAL***  
***CORPORATION***

think of...




Kamigaki





ideas in aluminum



and more ideas for the future

If you had "no idea" we had ideas in so many fields, no wonder.

Our ideas in chemicals—such as propellants for aerosol packaging and refrigerants for the air conditioning industry—grew out of our operations in aluminum and out of our refractories division, itself chemically-based. Even our new magnesium operation benefits from our experience with light metal. And every year we've been adding to our international business, which now touches every continent in the world.


In aluminum alone—with ideas from "Quilted"<sup>®</sup> Kaiser Foil in the handy new Rol-A-Pak<sup>™</sup> dispenser for the housewife . . . to aluminum armor plate for the Army's newest tanks—we've grown to one of the largest producers in the world. And all in only twenty years! But that's just a beginning: there will be lots more materials—and new ideas to go with them—in our next twenty years.

Exactly what they'll be, no one can predict for certain. What we do know is that we'll work for new ideas and new materials—*To find needs, and fill them*—in all of the markets in which we participate: packaging, construction, transportation, power transmission, basic materials production—both in the U. S. and abroad.

In short, our idea is not one material or one market. At Kaiser, the idea is ideas.

**KAISER**  
**ALUMINUM & CHEMICAL**  
**CORPORATION**

*AN EXTRAORDINARY VIEW OF THE NEXT 20 YEARS. Six special magazines we're publishing this year will cover ideas from learning to live with "thinking machines" to farming the seas for food . . . and even how unforeseeable ideas may affect your life and work in the next 20 years! We'll put you on our complimentary mailing list right now and send you the issues as they are available. Write T. J. Ready, Jr., President, 2200 Kaiser Center, Oakland, California 94604.*





# The Uses of Computers in Technology

*In most technological applications computers have been used to execute a specific program of instructions. Now they are beginning to fulfill their promise of interacting directly with men in engineering design*

by Steven Anson Coons

The uses of computers in technology fall into two categories. One is traditional (if so new a field can be said to have a tradition), the other quite novel. The first category includes the multifarious applications in which the computer carries out a program of instructions with little or no intervention by human beings. This is a powerful way to use an information-processing machine, and it has dominated the early years of the computer era. The second category embraces a new class of applications in which the computer

is an active partner of man. I believe that within the next few years this new way of using computers will bring about deep changes in the large segment of technology that might be called "creative engineering."

As the computer is traditionally applied to a technological task, it acts as it is told to act. This is not to say that a machine so instructed cannot accomplish impressive tasks. Its program can be quite elaborate—so complex that no human being could follow it in a reasonable length of time (even, in some instances, in an unreasonable length of time). In obeying instructions a computer often deals appropriately with changing circumstances and adjusts to variations in its environment, achieving its purpose by a process so subtle as to give the impression of adaptive intelligence. The machine is nonetheless acting as an automaton. Its behavior, although complex, is mechanical and predictable. Man's ingenuity is applied to presenting the problem or setting up the task; thereafter the machine grinds away at the solution or execution.

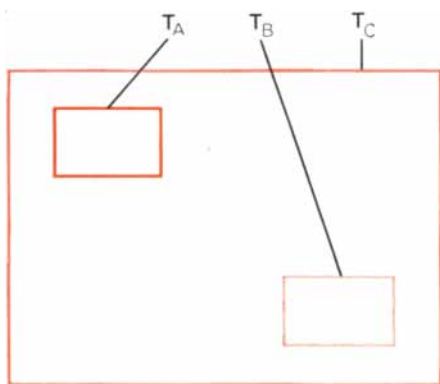
This is not the case when the computer and man are linked in what J. C. R. Licklider of the International Business Machines Corporation calls a symbiotic relationship, a relationship in which each can perform the kind of activity for which it is best suited. Man is quite good at inventing and organizing ideas, making associations among apparently unrelated notions, recognizing patterns and stripping away irrelevant detail; he is creative, unpredictable, sometimes capricious, sensitive to human values. The computer is almost exactly what man is not. It is capable of paying undivided attention to unlimited detail; it is immune to distraction, precise and reliable; it can carry out the

most intricate and lengthy calculation with ease, without a flaw and in much less than a millionth of the time that would be required by its human counterpart. It is emotionless, or so we suppose. It suffers from neither boredom nor fatigue. It needs to be told only once; thereafter it remembers perfectly until it is told to forget, whereupon it forgets instantly and absolutely.


When man and machine work together, the shortcomings of each are compensated by the other, which leaves both partners free to exercise their individual powers in a common enterprise. The potential of such a combination is greater than the sum of its parts.

It was clear when the first electronic computers were being developed that the machines could by their nature deal easily with repetitive calculations. During World War II computers worked out firing tables for artillery. Another early application was the calculation of logarithmic and trigonometric tables to a large number of significant figures. It was startling to find that some of the classic tables that had been calculated "by hand" contained errors that were discovered only after computer calculation. Computers have continued to specialize in bulky calculations, particularly those in which the procedure is either involved and complicated or repetitive.

It soon became apparent, however, that the computer could also maintain quite sophisticated control over its own procedures and could successfully attack problems of a more difficult kind. Specifically, the ability of the computer to compare two numbers and to elect any one of two or three courses of action based on the outcome of the comparison, although simple in principle,

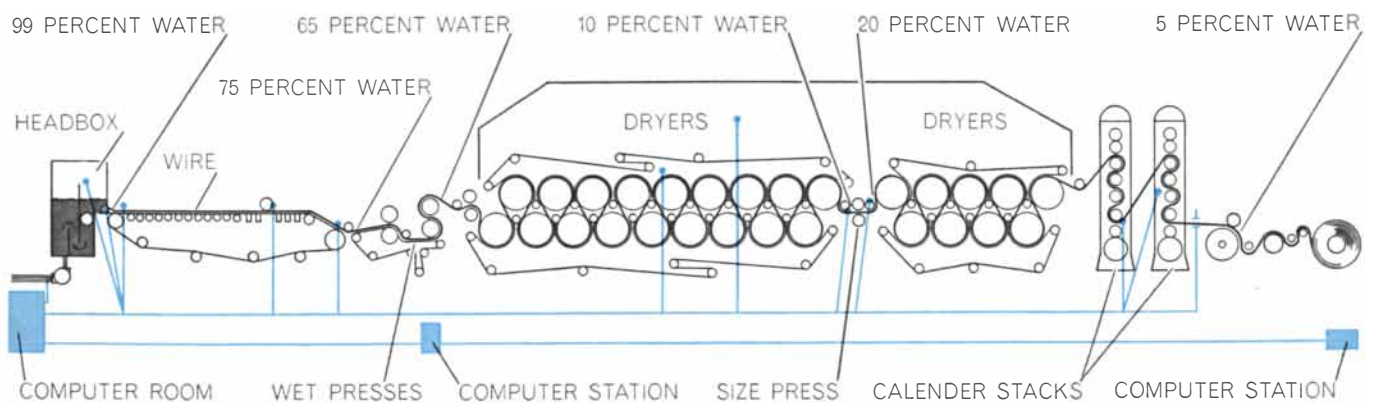


**THE COMPUTER-GENERATED** display on the opposite page is a graphical solution of a typical "equilibrium" problem in engineering: to show the heat distribution in a slab. The rectangular slab (see illustration above) has two regions whose boundaries are maintained at temperatures ( $T_A$  and  $T_B$ ) that are respectively the same amount higher and lower than the temperature ( $T_C$ ) at which the boundary of the slab itself is maintained. The curves connecting the three rectangles in the display give the heat distribution, with the temperatures indicated by the  $z$  coordinate. The display was generated on a Project MAC terminal at the Massachusetts Institute of Technology; the computer program was Equilibrium Problem-Solver, designed by Coyt Tillman of M.I.T.



**PAPER MACHINE** at the Mead Corporation's Kingsport Division in Tennessee has a computer process-control system. The 405-foot-long machine produces rolls of paper up to 16 feet wide at the rate of 2,000 feet per minute. An IBM 1710 control system monitors the

process and directly controls one of the important variables, the average "basis weight" of the paper. The remote unit shown here includes a printer (*right*) that brings data to the operator and an input unit through which he communicates with the computer.



**COMPUTER INSTALLATION** is shown in color in this simplified schematic diagram with colored dots indicating typical measuring points. A mixture of wood pulp, water and additives emerges from the headbox, is spread on a wire screen and carried through press-


ing and drying operations. The basis weight is measured by a beta-ray gauge (*right*); the computer reports any variations from the desired standard, warns the operators and computes and initiates corrections in the flow rate of materials at the headbox (*left*).

has led to some sophisticated applications. A computer can in fact be relied on to carry out the most intricate processes in the manipulation and transformation of information, provided that these processes are understood well enough by humans to be described in complete detail to the computer.


A computer can, for example, control industrial processes. Not all "automated" industrial plants have computer systems and not all computerized plants are equally automatic. It is possible to construct complex control systems based on continuous monitoring and feedback loops without including computers. Sometimes computers are introduced to make calculations and inform a human operator what needs to be done. Moreover, a computer can on its own control an individual subprocess or regulate an important variable in a production line. In some cases (still largely confined to the petroleum and chemical industries) a computer system actually controls the routine operations of the plant.

The control of chemical plants is a good example of an application in which the computer can deal with a large amount of information, monitoring the many variables involved in such a way as to maintain optimum production and quality of product. The variables in a chemical process—temperature, pressure, flow, valve settings, viscosity, color and many others—are interrelated in complicated ways, and usually the relations are highly nonlinear. If two ingredients must flow into a reaction vessel in a certain ratio, and the flow rate of one ingredient is deficient for some reason, it does no good for the computer system to attempt to rectify the deficiency by opening the supply valve wider if the valve is already fully open; instead the computer should take account of the state of affairs and close the valve on the other supply line until the desired ratio of flows is achieved.


A computer is able to receive information from many measuring stations located at strategic places in the process plant, to perform the necessary calculations and comparisons of these detailed data, to make decisions on how to monitor the control mechanisms and to send commands back to them in such a way as to maintain optimum operation. This capability is highly reliable, and since there is essentially no limit to the complexity of the information with which the computer can deal, industrial engineers can now devise processes so intricate that it would be difficult, if not



**MACHINES MAKE MACHINES** in International Business Machines Corporation plants producing System 360 computers. Drawings for circuit modules can be produced with a 1620 computer. The designer draws a schematic circuit diagram (*shown here*) and module layout with a light pen. The computer produces the module design used in manufacturing.

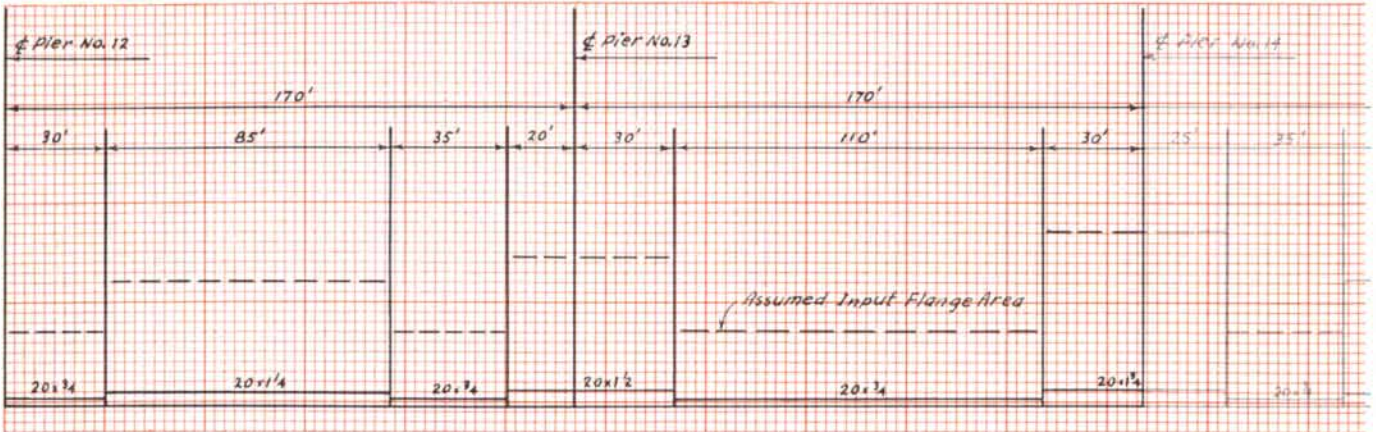


**DRILLING MACHINE** that produces panels for printed-circuit cards for the System 360 is controlled by a unit (*left*) of a 1710 control system. The 1710, on a time-shared basis, sends instructions to position the 24-spindle drill, which drills 6,000 holes in less than a minute. The computer also controls an electron-beam "hole-tester" that spot-tests diameters.



**MICROCIRCUIT ASSEMBLIES** for the System 360 move through a computer-controlled final test line. The testing machine, controlled by an IBM 1410 (*left background*), can perform hundreds of different tests for shorts, impedance or logical integrity on each card.





BRIDGE DESIGN can be largely accomplished by a computer. This sequence illustrates the design of two spans of a continuous-plate-girder portion of a bridge designed by Louis Berger & Associates for the New Jersey Turnpike Authority, using the computer system

and facilities of Omnidata Services, Inc. On the basis of an assumed design the engineer plots (broken lines) estimated cross-sectional areas of the "flanges," or horizontal members of the girder. For example, he assumes 20-by-3/4-inch flanges for the first 30-foot segment.

○	1	5	4	0	1.21	0.	0.
○	170.	1.378	1250.				
○	1	170.	78.	78.			
○	2	30.	20.	.75			
○	2	115.	20.	1.25			
○	2	150.	20.	.75			
○	2	170.	20.	1.50			
○	3	30.	20.	.75			
○	3	115.	20.	1.25			
○	3	150.	20.	.75			
○	3	170.	20.	1.50			
○	4	170.	99999.	.5			
○	170.	1.375	1250.				
○	1	170.	78.	78.			
○	2	30.	20.	1.5			
○	2	140.	20.	.75			
○	2	170.	20.	1.75			
○	3	30.	20.	1.5			
○	3	140.	20.	.75			
○	3	170.	20.	1.75			
○	4	170.	99999.	.5			

```

16000100000
NON-COMPOSITE CONTINUOUS BEAM PROGRAM
3 2 20. 27. 0.

NON-COMPOSITE CONTINUOUS STEEL BEAM DESIGN @ X/10 POINTS

SPAN 3
STRESS-1 20
STRESS-2 27
STRESS-3 0

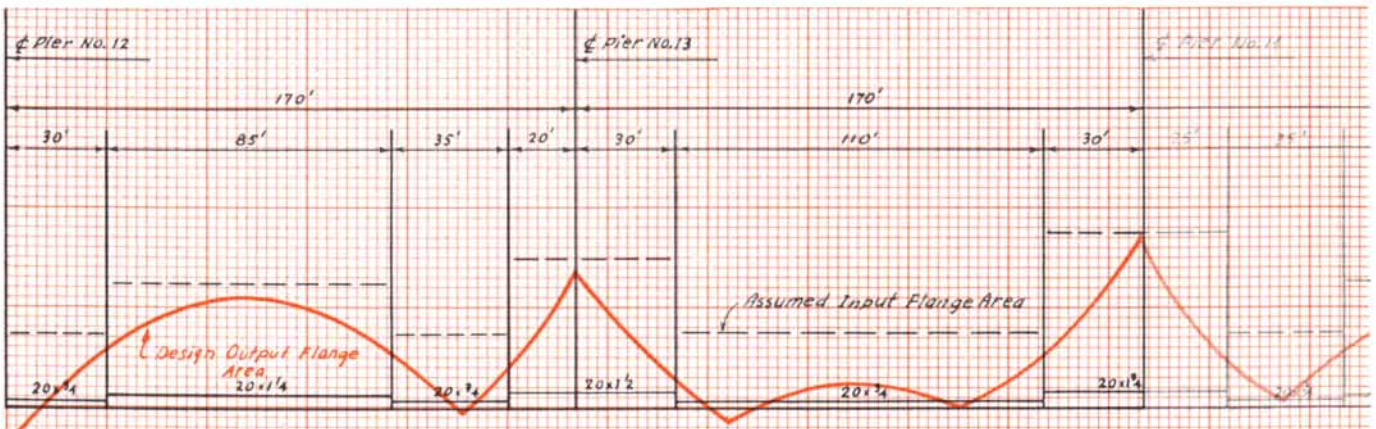
SPAN 1
X-POINT FLANGE-AREA FLANGE-AREA FLANGE-AREA
1 9.5910076 5.4189283
2 21.283315 14.079896
3 28.591007 19.493002
4 31.552546 21.686734
5 30.198700 20.683885
6 24.575623 16.518643
7 14.744853 9.2365921
8 .85254615 -1.0540062
9 17.044853 10.940295
10 39.760238 27.766506

SPAN 2
X-POINT FLANGE-AREA FLANGE-AREA FLANGE-AREA
1 20.775623 13.703828
2 7.5294692 3.8918626
3 1.7294692 -.40443361
4 7.3987000 3.7949965
5 9.1679307 5.1055379
6 6.7063923 3.2821760
7 4.6140846 1.7323185
8 13.367930 8.2166490
9 28.206392 19.208102
10 48.560238 34.285025

STOP
  
```

INPUT TO COMPUTER (left) includes coded specifications (top) and estimated flange areas for segments of the assumed girder. The

computer calculates stresses on the girder and gives, for two kinds of steel, exact flange areas at 10 points along each span (right).



COMPUTED FLANGE AREAS are then plotted (color) on the engineer's work sheet. In this case the computer has confirmed the

estimated design of the girders, as can be seen here because the colored line falls within the estimated values for the flange areas.

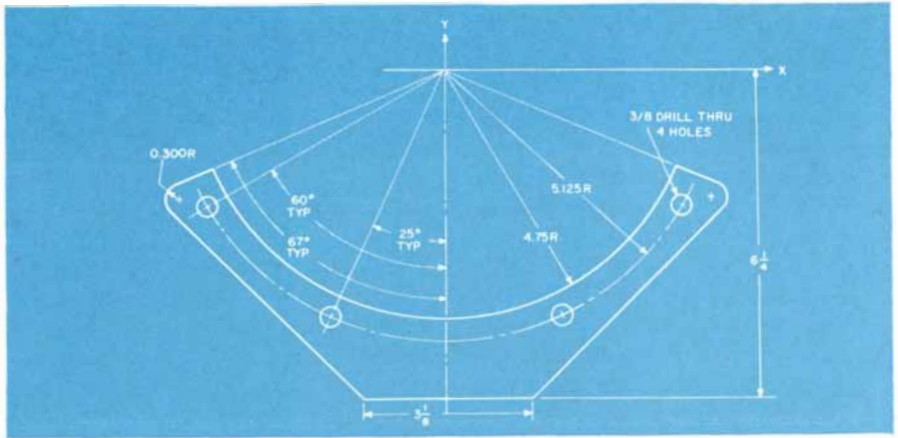


impossible, to control them with human workers.



Another industrial application of computers lies in the numerical control of machine tools. A great many parts of machines are produced by either milling or routing, processes in which a cutting tool moves so as to cut some contoured shape out of sheet metal or heavier stock. In conventional methods this demands the constant attention of a skilled machine operator, particularly if the contour to be formed is irregularly curved. Under the control of a computer the cutter can be made to move in any desired path, and it is in principle no more difficult to produce "sculptured" shapes bounded by complex curved surfaces than it is to produce objects with flat faces. The numerical control of machine tools has enjoyed an extraordinary success because it guarantees the reliability and reproducibility of even the most elaborate shapes. The spoilage due to human error is reduced to the vanishing point, and many parts are now practicable that would be prohibitively expensive to produce if a human operator had to monitor the settings of the machine.

A striking example is the milling of airplane-wing "skins" from slabs of aluminum alloy. For structural reasons these sheet metal skins need to be thicker near the wing roots, where the bending stress is high, than they do near the wing tips, where it is less. For a long time this has been accomplished by assembling an elaborate laminated structure, with sheets of varying thickness fastened together by hundreds of rivets and stiffened by bulkheads and frames. The assembly of such structures is complicated and time-consuming. Now it has been found that much of the wing structure can literally be cut out of solid slabs—tapered thickness, stiffening members and all—at a cost and in a time substantially less than is needed for conventional assembly methods. Wing skins cut from slabs two inches thick, 10 feet wide and 40 feet long are not at all uncommon.

The increasing capabilities of modern computers suggested that a more direct partnership between the machines and their human operators would be effective, and several developments described in other articles in this issue combined to make this possible. First, the languages by which men communicate with computers have evolved rapidly. Language forms have now begun to appear that are much more "problem-



APT PART PROGRAM SYMBOLIC DATA							
PART NO.	PROGRAMMER	DATE	PAGE	OF	JOB NO.	REV. NO.	
12	10	5/17/66		77	78	80	
INSTRUCTIONS							
PART 1	RADIUS PLATE - AN APT PART PROGRAM						10
MAPAST							20
ALPANT							30
OUTF#1	.0005						40
REPT	POINT / 0, 0, 1						50
HOLCR	CIRCLE / CENTER, REPT, RADIUS, 5.125						60
LINE 1	LINE / REPT, ATANGL, 30						70
HALE 1	POINT / YSMALL, INTAF, LINE 1, HALCR						80
LINE 2	LINE / REPT, ATANGL, 65						90
HALE 2	POINT / YSMALL, INTAF, LINE 2, HALCR						100
LINE 3	LINE / REPT, ATANGL, -65						110
HALE 3	POINT / YSMALL, INTAF, LINE 3, HALCR						120
LINE 4	LINE / REPT, ATANGL, -30						130
HALE 4	POINT / YSMALL, INTAF, LINE 4, HALCR						140
RADYUS	CIRCLE / CENTER, REPT, RADIUS, 4.750						150
POSTM	LINE / 0, -6.250, 10, -6.250						160



MACHINE TOOLS can be controlled by computers. At the IIT Research Institute the process begins with a conventional engineering drawing of a part to be machined, in this case a small "radius plate" (top). From the drawing the part programmer, writing in the APT (Automatic Programming for Tools) language, prepares a set of instructions that describe the part (second from top) and also the path to be followed by the tool. A computer calculates the detailed motions required to move the tool along that path, translating the programmer's word-symbols into numerical signals in the form of a punched tape. The tape controls the machine (third from top), in this case an "Omnimil" with 60 tools that are automatically interchangeable. A milling tool (bottom left) shapes the part (bottom right).

oriented" or "user-oriented" than the original languages; they are easy to learn because they resemble ordinary English and involve more or less conventional mathematical notation.

Another important development that makes the man-machine combination feasible is time-sharing [see "Time-sharing on Computers," by R. M. Fano and F. J. Corbató, page 128]. Computers can be operated economically only if they are kept constantly busy at productive work. A man working at a computer console cannot keep the machine busy, because the machine can receive a command, interpret and act on it and return a reply or a result in a few microseconds; then it must wait while the human operator digests the reply, thinks about it and decides on his next action. Enough people at individual consoles can provide the time-shared computer with a work load that will keep it gainfully employed.

A third development is the display console, on which the computer can create symbols, graphs and drawings of objects and can maintain the display statically or cause it to move, simulating dynamic behavior. Together with input

devices such as the "light pen," the display console becomes a window through which information can be transferred between the man and the machine.

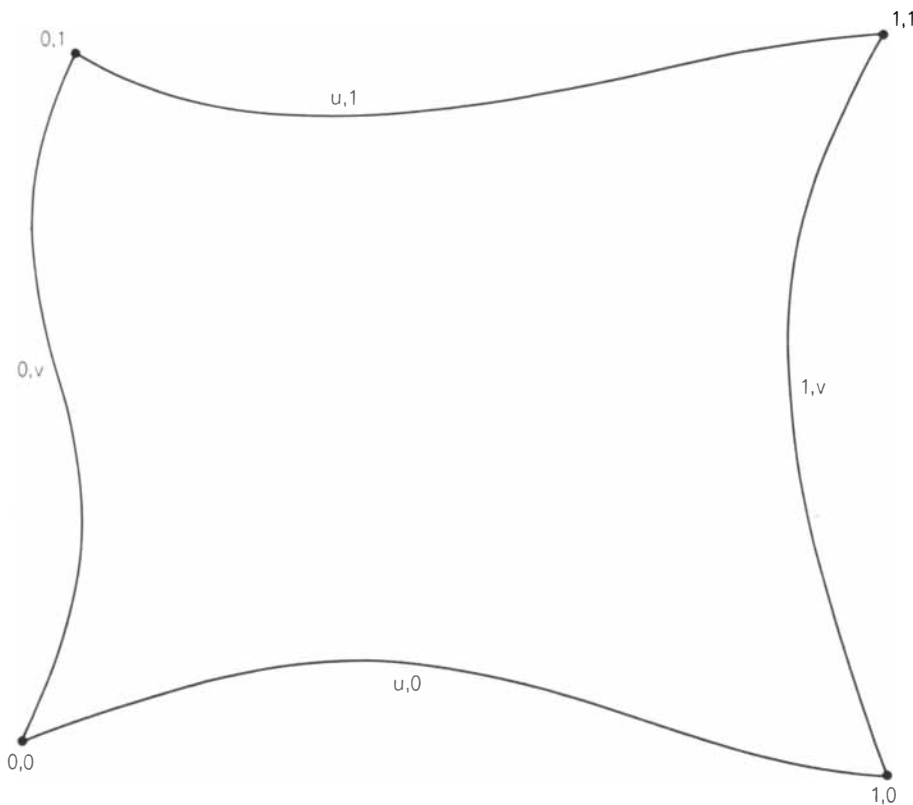
The comfortable and congenial combination of man and machine made possible by these three developments has found some of its first applications in computer-aided design. By "design" I mean the creative engineering process, including the analytical techniques of testing, evaluation and decision-making and then the experimental verification and eventual realization of the result in tangible form. In science and engineering (and perhaps in art as well) the creative process is a process of experimentation with ideas. Concepts form, dissolve and reappear in different contexts; associations occur, are examined and tested for validity on a conscious but qualitative level, and are either accepted tentatively or rejected. Eventually, however, the concepts and conjectures must be put to the precise test of mathematical analysis. When these analytical procedures are established ones (as they are in such disciplines as stress analysis, fluid mechanics and electrical-network analysis), the work to be done

is entirely mechanical. It can be formulated and set down in algorithms: rituals of procedure that can be described in minute detail and can be performed by a computer. Indeed, this part of the creative process *should* be done by the computer in order to leave man free to exercise his human powers and apply his human values.

There is much talk of "automated design" nowadays, but usually automated design is only part of the design process, an optimization of a concept already qualitatively formed. There are, for example, computer programs that produce complete descriptions of electrical transformers, wiring diagrams or printed-circuit boards. There are programs that design bridges in the sense that they work out the stresses on each structural member and in effect write its specifications. Such programs are powerful new engineering tools, but they do not depend on an internal capability of creativity; the creativity has already been exercised in generating them.


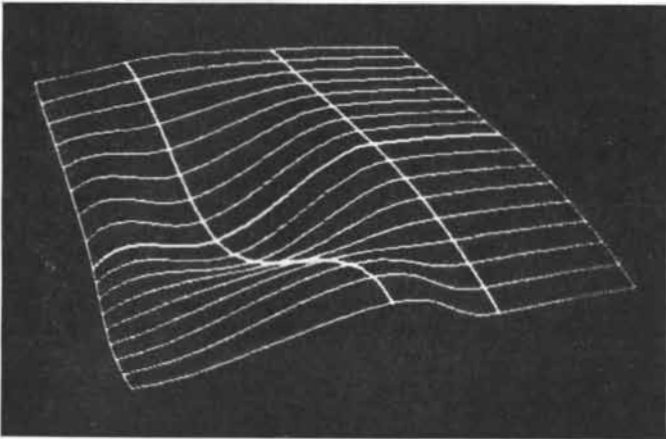


I can best give some idea of the potentialities of computer-aided design by describing one of the tools that makes it possible. One of the early and epochal instances of man-machine symbiosis was the program called Sketchpad, which was completed late in 1962 by Ivan E. Sutherland of the Massachusetts Institute of Technology [see "Computer Inputs and Outputs," by Ivan E. Sutherland, page 86]. Sutherland used the TX-2 computer, an experimental machine that was built at the Lincoln Laboratory of M.I.T. with the idea of providing direct man-machine interaction at the console long before such a notion had much currency in computer technology and long before the notion of multiple users of a machine was much more than a dream.

When Sutherland began work on Sketchpad, the TX-2 had a cathode-ray-tube screen and a light pen as existing rudimentary pieces of equipment, but little had been done to exploit their possibilities. Sutherland set out to develop a system that would make possible direct conversation between man and machine in geometric, graphical terms. In the course of the development of Sketchpad he would invite people in to try out his system so that he could observe their reactions. On one occasion Claude E. Shannon, Sutherland's adviser on his doctoral thesis, wanted to perform a geometric construction. Rather than work out the construction on



**COMPUTER-AIDED DESIGN** of complex forms requires a method of describing surfaces mathematically. In the author's method free-form surfaces are built up from a number of surface "patches," each limited and defined by four boundary curves. Any point on the surface of a patch such as this one has three space coordinates, each a function of two independent variables, designated  $u$  and  $v$ , the values of which are allowed to range between 0 and 1.





**MODIFICATION OF A SURFACE** on the display scope of a computer is illustrated in these photographs from the Metal Stamping Division of the Ford Motor Company. The six-patch surface, representing half of a windshield, is shown at the upper left. The coordinates of a corner along one edge are raised (*top right*) and the

coordinates of an interior corner are lowered (*bottom left*). Finally a tangent vector, which helps define one edge of a patch, is twisted. A requirement in manipulations of this kind is that the surface behave plastically rather than elastically: the change must be restricted to one site and continuity of slope must be maintained.

the console screen, Shannon automatically turned to paper and pencil to make a preliminary sketch. This came as a disappointment to Sutherland, who intended the system to be so congenial to the user that it would not intrude on his thought processes. He thereupon disassembled his program and rewrote it. It went through several such revisions, and it stands today as a classic of well-considered human engineering.

Learning to use Sketchpad is so easy that it can scarcely be thought of as learning; one simply begins and then becomes more skillful with experience. The program is remarkably versatile. Using Sketchpad, I was able one evening to set up and experiment with the following problems and constructions:

1. Evaluate a cubic polynomial equation. There is a simple geometric construction for polynomials of any degree and for real and complex values of the various terms. By manipulating the  $x$  variable with the light pen I could cause  $y$  to vanish, thus "solving" the cubic equation.

2. Construct a general conic section,

or second-degree curve, using the basic principles of projective geometry.

3. Draw and set in simulated motion a "four-bar" mechanical linkage. Although such linkages are simple in outward form, their analysis is troublesome and is still the subject of investigation.

4. Draw a pin-jointed structure (such as a bridge), displace one of the joints (as if loading the structure) and observe the "relaxation" that is thereupon carried out by the computer to minimize the energy of the system, thereby simulating the actual deflection.

5. Plot the potential field typical of the flow of an ideal fluid within a region of specified shape.

Now, it is clear that these five problems are not much related to one another and that a conventional computer program written to deal with one of them would not be of the slightest use for any of the others. The computer did not contain a set of programs—one for each of the problems. Instead it had a flexible and quite general capability for performing a set of primitive geometric constructions and for applying a set

of primitive geometric constraints. The computer played the role of an intelligent but innocent assistant, and together the machine and I set up and solved the problems. The time it took to do so was not more than 10 or 15 minutes in each case, so that something less than two hours was spent in not only achieving solutions but also experimenting with these solutions by changing the input variables. During this time the computer was mostly idle, waiting for me to decide what to do next. It probably spent not much more than five minutes in actual cooperative work.

This experiment in man-machine interaction is described not because the problems are significant or because the solutions were obtained efficiently. On the contrary, the computer was compelled to obtain solutions in an inefficient way compared with what might have happened if special conventional programs had been written for each problem. Five such special programs, however, could well have taken weeks to write and "debug."

Whereas Ivan Sutherland's Sketchpad

is purely geometric, William R. Sutherland, also of M.I.T., has extended his brother's work to include abstractions. With his program one can draw diagrams, attach meanings to them and then cause the computer to take appropriate action based on the diagrams and their associated meanings. One can draw a circuit diagram, for example, stipulate the characteristics and functional behavior of the elements of the diagram and then simulate the actual circuit performance. One can also draw a logical flow diagram of a computational procedure and then "activate" the diagram, so to speak, to obtain numerical results from numerical inputs to the procedural diagram.

The two Sutherlands' systems illustrate the striking possibilities of direct and natural communication with the machine. It is perhaps no mere coincidence that these highly congenial systems are graphical, and that the two-dimensional nature of their communicative form greatly enhances the ease of their use and the "transparency" of the interface they create between man and computer. The line of type from conventional typewriter keyboards has until recently been the only economically

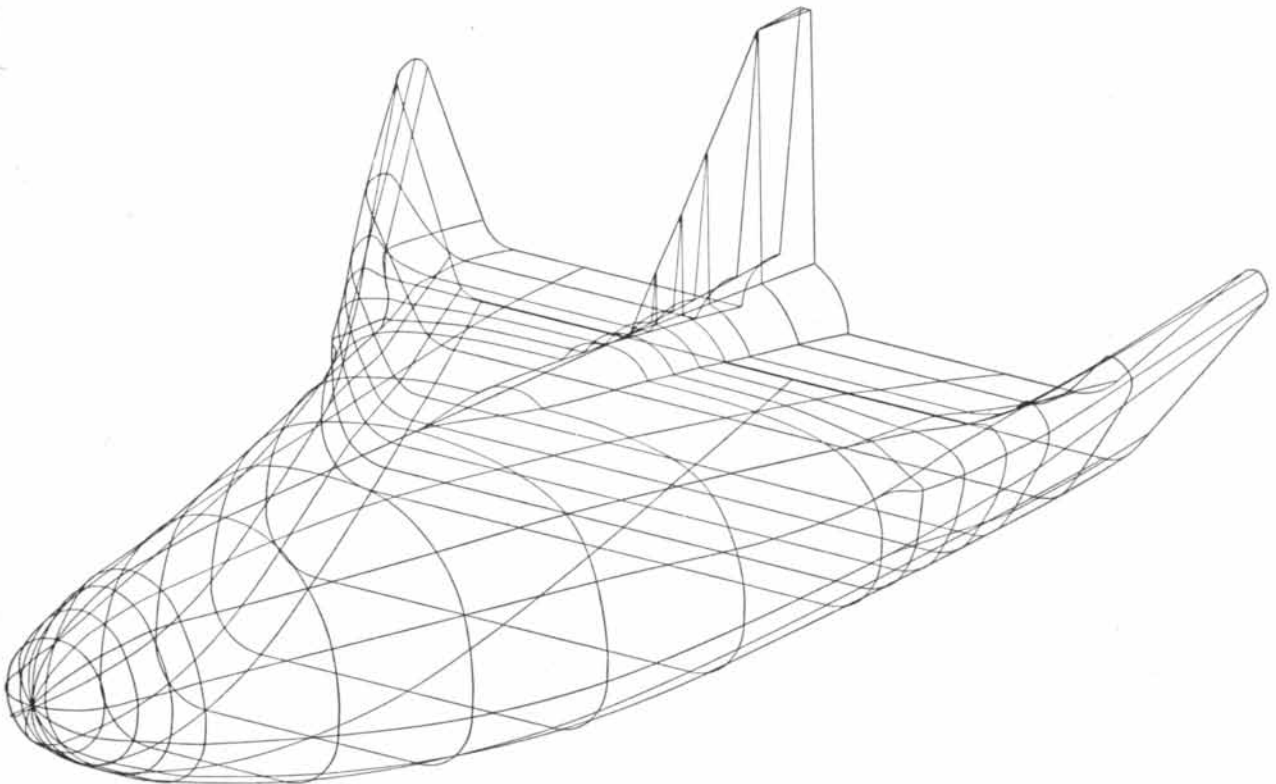
available means of "on line" communication with the computer. This one-dimensional string of symbols has had a somewhat stultifying influence on computer technology, partly because it bears little resemblance to standard and familiar mathematical notation and perhaps partly because its awkward syntactic constructions force some unnatural formulations in programming.

In many fields of engineering the geometric description of objects is a fundamentally important task. Airplane fuselages, ship hulls and automobile bodies are all complex free forms (as opposed to simpler specified forms such as spheres, cones, toruses or ellipsoids) and take many months to design and define by conventional methods. All kinds of smaller objects are also free forms: the hand set of a telephone, the bowl of a tobacco pipe, a differential housing of an automobile. In the design and ultimate detailed description of all such shapes the computer can make an extremely important contribution.

Objects are bounded by surfaces, and once the surfaces are designed and described we know a great deal about the object. The computer has made it pos-

sible, at least in principle, to perform all kinds of geometric operations on surfaces, provided that they can be described in mathematical terms. Unfortunately the traditional mathematical treatment of surfaces says a great deal about the analytical relations of surfaces that already exist and are expressible mathematically but very little about the problem of bringing them into existence. The emphasis has been on analysis, and until recently the study of the synthesis of surfaces has been neglected.

The design of a free-form shape begins with the design of a few salient outlines; once these important design curves are established, the complete and detailed description of the object's surface is to some extent a matter of mechanical extension of the implicit information. For example, an engineer can define a few contour curves for a casting. His drawing goes to a patternmaker in the shop, who creates a pattern in wood. The surface of the pattern is suggested by the design curves but is necessarily more completely specified; the patternmaker extends the original meager information by interpreting the intent of the designer. In the process he has done nothing inherently creative,



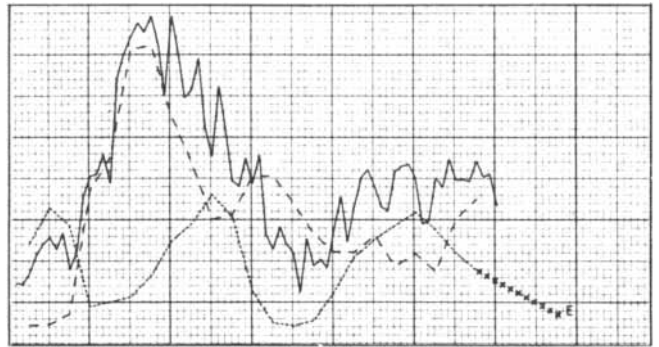
**PERSPECTIVE DRAWING** of a vehicle designed for reentry from space was produced by a computer-graphics program in the Aerospace Group of the Boeing Company. Orthogonal (head-on, top

and side) views are prepared and points from these drawings are stored in the computer numerically. The computer projects the points and a tape from the computer drives a plotting machine.

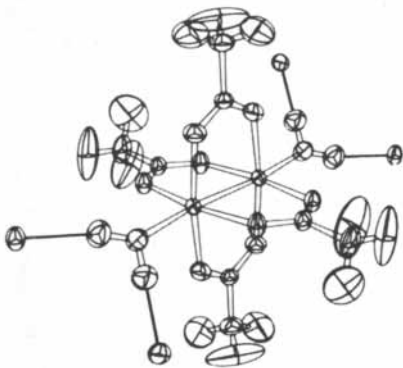
# Would you believe a CalComp plotter and any computer can draw pictures like these in seconds?



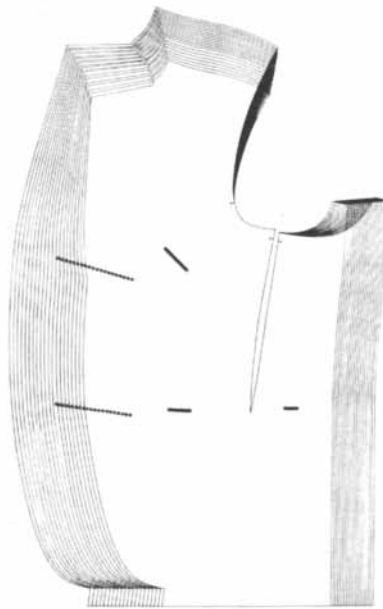
*a perspective sketch of your new plant*



*statistical trend charts*



*molecular structure diagrams*



*apparel patterns, graded for sizes*



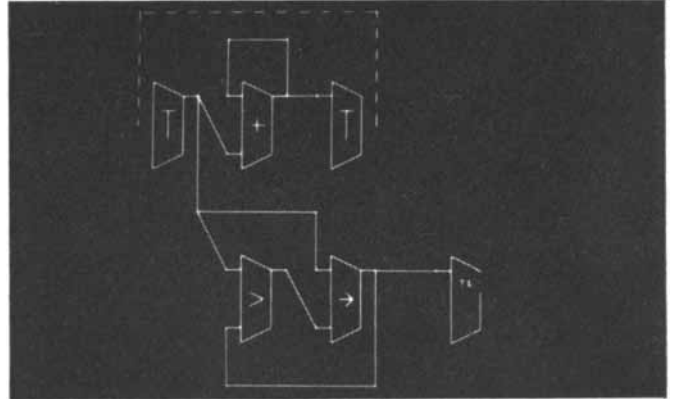
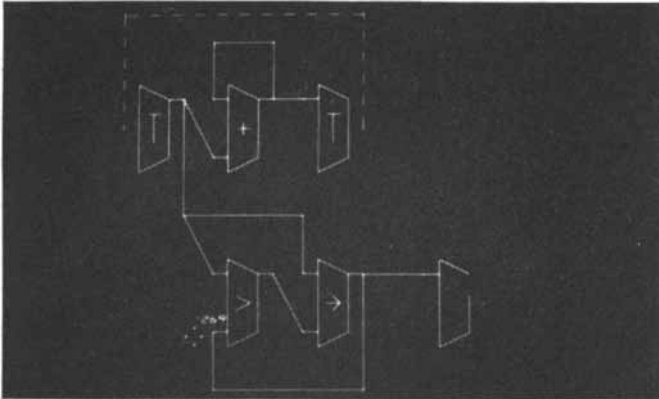
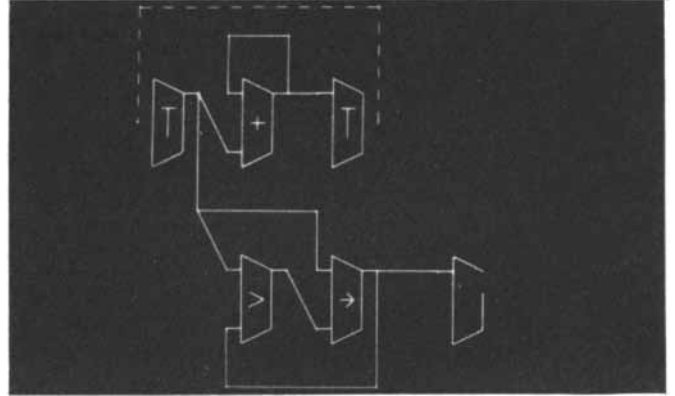
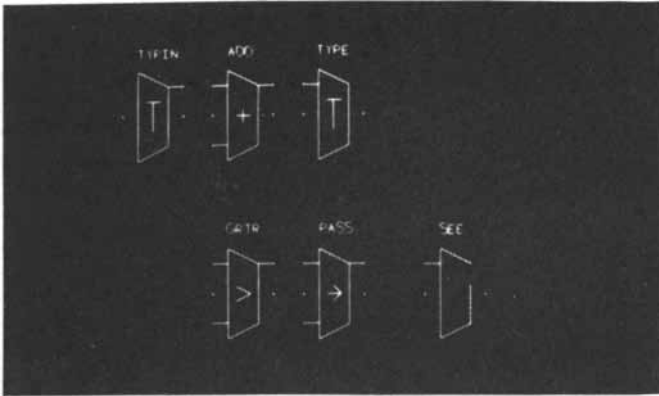
*and even the Mona Lisa*

# it can

Call or write Dept. N90, California Computer Products, Inc., 305 Muller, Anaheim, California 92803. Phone (714) 774-9141.

**CALCOMP**  
Standard of the Plotting Industry





DIAGRAMS can be "activated" by a program devised by William R. Sutherland of M.I.T. Here a computer procedure is developed that will cause the computer to accept a series of numbers, print out the running sum and present in the last box of the display the

largest of the input numbers. The individual symbols are displayed (top left) and are connected in a way that establishes the procedure (top right). One of the numbers to be added is introduced (bottom left) and finally the high number is displayed (bottom right).

but he has behaved like a benevolent, experienced and skillful machine.

Within the past few years a way has been found to make the computer play the part of the experienced pattern-maker. The designer need only draw a few descriptive design curves; the computer immediately generates a surface that incorporates these curves, and the designer can either accept the surface or modify it by drawing additional curves. The surface so designed is contained in the computer in definite mathematical form and is constructed automatically in a fraction of a second. If the designer wishes, he can command the computer to operate a plotter and draw out a full-size contour map or other graphical representation of the object, or he can require that the computer control a multiaxis milling machine to carve out a model. If the designer sees in the drawing or model features that do not please him or do not satisfy the purpose of the shape, he can either make changes graphically with the light pen or indicate dimensional changes on the keyboard. The computer will immediately and obediently incorporate these modifications in its internal mathematical description of the surface of the object and will display the modified shape on

the screen. The full-scale drawing can then be redrawn or the model recarved. When the shape is satisfactory, it can be machined from metal or any other desired material.

The saving in time and effort can be great. Five grossly modified versions of a ship hull were designed in the space of a few minutes on a Project MAC computer console at M.I.T.; each version was completely described by the computer in about a tenth of a second. A point anywhere on the hull could have been determined with a precision of one part in 10 million—certainly more than adequate precision for most engineering purposes. The mathematical algorithm that makes this possible is extremely simple in concept, and it is designed to be quick and easy for computer implementation. It is also quite general. It will accept virtually any kind of design curve: polynomials, transcendental functions and even free-hand sketched curves possessing no descriptive mathematical formula whatever.

Given this power to do what might be called mathematical sculpture, the engineer can use the computer representation of an object as the base for a variety of analytical treatments. He can

perform stress analyses, predict pressures and other fluid forces on airplane and ship shapes, simulate dynamic effects such as vibration, study heat flow or do any of a number of calculations that depend partly on precise knowledge of the shape in question. The surface algorithm is easily extended to hypersurfaces of any dimensionality, making possible the graphical presentation of multidimensional functions. It has been learned that such surfaces, even though they do not exist in our three-dimensional universe, can be exhibited on a cathode-ray-display tube and, when they are observed in dynamic motion, can convey meaning and elicit understanding.

In the near future—perhaps within five and surely within 10 years—a handful of engineer-designers will be able to sit at individual consoles connected to a large computer complex. They will have the full power of the computer at their fingertips and will be able to perform with ease the innovative functions of design and the mathematical processes of analysis, and they will even be able to effect through the computer the manufacture of the product of their efforts. Through their consoles they will

Basic Research at Honeywell  
Research Center  
Hopkins, Minnesota



# Measurements of the Micropulsations of the Earth's Magnetic Field

Micropulsations are now being measured on a long term continuous basis in a previously unmonitored section of the Midwestern United States, hopefully leading to further correlations between these magnetic variations and geophysical disturbances.

For a long time scientists have known that solar activity has repercussions within the magnetosphere of the earth. The plasma clouds from the sun generate magneto-hydrodynamic waves which are observed on the earth as micropulsations of the earth's magnetic field. Since about 1936 scientists have been measuring these micropulsations at various locations on the earth's surface and have attempted to correlate them with observed geophysical phenomena. By so doing they have determined the origins of some disturbances but the causes of many others remain unknown.

The micropulsations normally being measured are in the extremely low frequencies under 5 cycles per second and have amplitudes ranging from several 10's of gammas to milligammas. The shape, amplitude, frequency and nature (whether impulsive or continuous) of the micropulsations imply different causes. Correlation is attempted with observed data on physical occurrences obtained in many ways including information from instrumented balloons, rockets and satellites.

A problem in correlating data is that although many measuring stations exist, vast areas of the earth are not adequately covered as yet. The Midwest region of the United States from the Great Lakes to Colorado has been such an area. The Honeywell Research Center is now establishing a station in this region.

All such stations must be located in an area of unusually low electrical noise and also must be near a research base for equipment maintenance and data gathering. Fortunately the University of Minnesota has maintained a virgin forest about 35 miles north of Minneapolis for natural history re-

search. The University has now permitted Honeywell to locate its station in the center of this unique forest.

Housed in a trailer furnished by the U. S. Bureau of Standards, the present Honeywell facility consists of signal conditioning equipment, a low noise amplifier, a magnetic recorder and a multi-channel strip

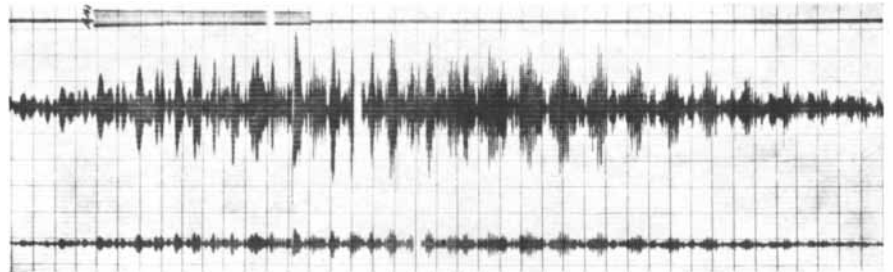


FIG. 1. Segment of micropulsation record showing high- and low-sensitivity traces. Recorded at 25 inches per hour at Honeywell's Cedar Creek Station.

chart recorder. Current work is directed toward the establishment of a 3-axis system.

Of particular interest to Honeywell scientists is the micropulsation known as a "pearl", so called because its signal, when charted, resembles a pearl necklace. (See Fig. 1.) Less is known about the "pearl" than other low-frequency signals and although many hypotheses have been set forth regarding its origin and nature, none have been proven.

Honeywell scientists are using a standard speed-up technique to study the "pearls". The taped low-frequency signals are played back at higher speeds, enabling the scientist to hear when a disturbance occurs. A 30-minute "pearl" pulsation is then condensed into short blips. Interesting portions of the

tape identified by the blip are fed into a sonograph which displays the signal's frequency, time and intensity. The scientist using an XY plotter will play different channels simultaneously to determine the polarization and temporal variation of the field.

The visual trace (Fig. 1) helps to determine the interesting portions in order to concentrate the analysis. It also provides a visual record which can be published for correlation with other stations.

Many "pearls" have now been recorded at the Honeywell station. It is hoped that some new understanding of the causes of phenomena in the earth's upper atmosphere will result.


If you are engaged in research on micropulsations and wish further information

concerning Honeywell's plans for work in this area, you are invited to correspond with Mr. Van Kardashian, Honeywell Research Center, Hopkins, Minnesota. If you are interested in a career at Honeywell's Research Center and hold an advanced degree, write to Dr. John Dempsey, Vice President of Research at this same address. Several important new staff positions are unfilled at the present time.

## Honeywell



SIEMENS



### All-Round Capability

At the Siemens Group R & D comes first. More than 15,000 of our 257,000 employees are engaged in scientific studies and selective research and development. Their studies into the finite and infinite enable Siemens technology and manufacturing know-how to transform theory into a wide range of products and services unknown only a few years ago.

One of the most diversified electrical engineering organizations in the world, Siemens backs this fundamental research with distribution companies and agencies in 100 countries and factories and depots in all parts of the world, to guarantee maximum service and customer satisfaction.

#### Siemens Automatic Single Crystal Diffractometer AED

for structure analysis of complex single crystals.

This new instrument permits the scientist to measure thousands of X-ray reflexes automatically, quickly, with great accuracy. Closed-loop computer operation available.



SIEMENS AMERICA INCORPORATED  
350 Fifth Avenue, New York, N.Y. 10001

In Canada:  
SIEMENS CANADA LIMITED  
407 McGill Street, Montreal 1, P.Q.

Corporations of THE SIEMENS GROUP IN GERMANY • Berlin • Munich • Erlangen

be in communication with one another to ensure that the separate elements of the design are compatible. Engineering standards, parts catalogues and other data will be accessible through the display screens of their consoles. Some mechanical parts will be produced directly from the design information generated within the computer, without the necessity of drawings. (When drawings are required to provide information for final assembly or for maintenance manuals, these drawings will be prepared by the computer from the primary design information, and the drawings will even be tailored to match the use. For example, electrical wiring drawings will subordinate actual structure, showing only enough to clarify the task of the electrician.)

It would be difficult to compile even a representative list of the agencies and individuals who are making contributions toward the realization of this new age of the computer. At M.I.T., Douglas Ross and I have been directing efforts toward this goal under Air Force sponsorship for about seven years. In the Electronic Systems Laboratory, Ross is engaged in a formidable effort in the areas of data structures, computer languages and general compilers for engineering design. My group in the department of mechanical engineering has been working on graphical displays and on design tasks such as three-dimensional stress analysis, the solution of equilibrium field problems, kinematics and data storage and retrieval. Almost all universities with computer facilities are engaged in some phase of the problem. Work closely parallel to the work at M.I.T. is being done by Bertram Herzog and his colleagues at the University of Michigan. In industry the Lockheed Aircraft Corporation, the General Motors Corporation and the Ford Motor Company have experimental computer-aided design systems in operation, and these systems are beginning to be used to a limited extent in production engineering. The Boeing Company and the Douglas Aircraft Company are involved in similar activities.

Much energy and talent is being devoted to making computer-aided design and man-machine interaction a convenient everyday reality, and as time goes on more fresh effort is being channeled into this exciting enterprise. One may hope that engineers, economists, psychologists, sociologists and other men can help to provide the appropriate human adjustments to it.



Moving air is easy . . . controlling it takes an expert

---



When Aristophanes wrote his comedy in 405 B.C., he described the call of The Frogs as brekekekex, ko-ax, ko-ax. Little did he think that man one day would use a sound spectrogram to catch the call of a tree toad at a dominant frequency of 1,200 cycles per second. We know now that toads and frogs bark, boom, bray, chirp, peep, trill and just go "jug-o-rum." When Mr. Frog goes acourtin' and winds up the old throat sac, Mrs. Frog gets the message. Knowing how to move air and control it is our business, too. You'll give a long locomotive after talking to our Application Engineers. They're ready, anytime. The Torrington Manufacturing Company, Torrington, Connecticut.



**United States:** Torrington, Conn./Van Nuys, Calif./Rochester, Ind.    **Canada:** Oakville, Ont.    **England:** Swindon, Wilts.    **Belgium:** Nivelles    **Australia:** Sydney



Saturn's lunar mission is uniquely complex—that's why its guidance, navigation, and control systems are on-board.

□ On its launch pad Saturn V and its Apollo spacecraft will stand 36 stories high. It will weigh more than 3,000 tons. And all the energy it

# guide


uses to send men to the moon will be controlled from a 3-foot stage of Saturn called the Instrument Unit.

□ Designed at NASA's Marshall Space Flight Center and assembled by IBM Federal Systems Division, the Instrument Unit is the nerve center of the mighty Saturn launch

vehicle. Within this aluminum ring, 21.7 feet in diameter, are more than 60 electrical and electronic units, integrated to provide the vehicle with guidance, navigation, control and data handling systems.

□ The IU's sensitive instruments process millions of bits of data every few minutes. During 10 minutes of powered flight, its guidance system measures acceleration and vehicle attitude 25 times a second. It determines velocity and position everysecond, and calculates and issues steering commands to keep Saturn on course.

Full-size Saturn V/Apollo model is rolled out of NASA's Vertical Assembly Building.



Instrument Unit 501 in final assembly at IBM Huntsville.

# navigate

□ At the same time, the Instrument Unit samples 200 sensors that measure environment and systems performance. The IU tests sound levels, temperatures, pressures and vibration levels more than 7,000 times a minute. It precisely commands engine cut-off and initiates stage separation and engine ignition in the next stage.

□ Acting as a powerful information handling system the Instrument Unit records and relays flight information to ground stations.

□ Before launch, the Instrument Unit aids in countdown checkout. Under blockhouse control, the on-board IBM computer checks itself and the Saturn vehicle. It tests switch selectors in each stage, orders first-stage engines to gimbal for visual



observation, and conducts similar readiness tests. After liftoff, the Instrument Unit helps ground controllers track Saturn's flight for range safety and for updating on-board systems with new guidance data.

□ In earth orbit the Instrument Unit commands engine ignition to put Apollo on trajectory to the moon. Once on course, it stabilizes the stage as the Apollo command and service module separates and docks with the lunar module. □ IBM's systems management responsibility for the IU is focused in Huntsville, Ala., at a new 1,800-man facility. Here, IBM assembles

and tests Instrument Units for the current series of Uprated Saturn I's and Saturn V moon rockets.

□ Before each IU is approved for flight, it gets a rigorous 8-week automatic systems checkout, including simulated launch and flight.

□ IBM is designing IU configura-

# control

tions for future Saturn flights and is providing programs for the on-board computer and mission support.

□ Instrument Units are shipped to NASA's Kennedy Space Center. Here 700 IBM technicians support launches of Titan, Gemini and Saturn. In Owego, N.Y., where Saturn's computers are made, and Houston,

Texas, where IBM people perform critical jobs in NASA's mission control facility, and at NASA tracking stations around the world—IBM helps carry out the lunar program.

□ Since the early days of Vanguard and Mercury, IBM people have played significant roles in this country's major space programs. And IBM computers, including the newest—System/360—have kept pace with the constantly mushrooming information processing needs of advanced space programs.

□ Like flights to the moon.

IBM Federal Systems Division,  
18100 Frederick Pike,  
Gaithersburg, Maryland 20760

**IBM**<sup>®</sup>  
FEDERAL  
SYSTEMS  
DIVISION



Technicians precisely assemble components of the Saturn computer.

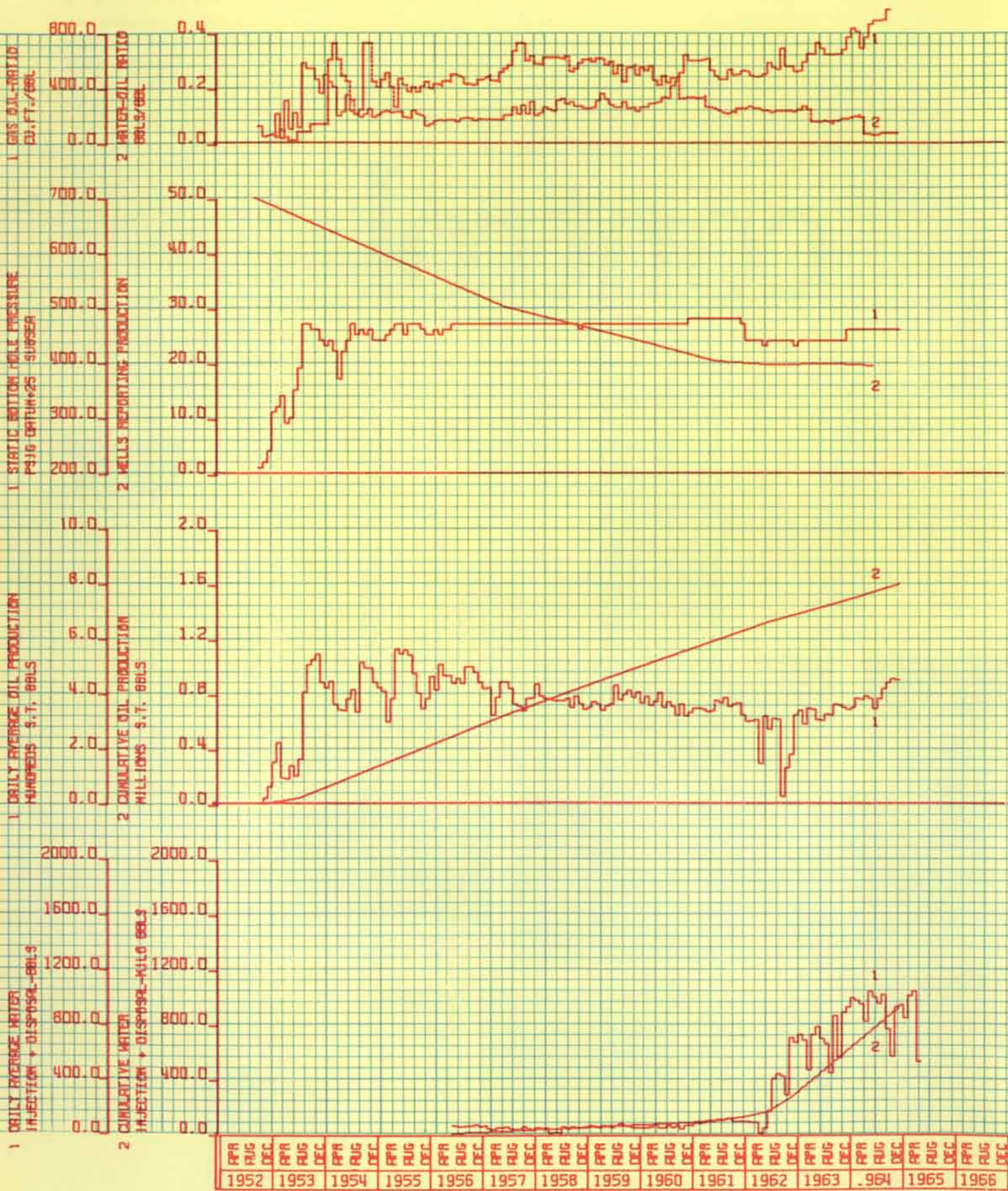


IBM computer and data adapter installed in the Instrument Unit.



Saturn computer in IBM's simulation laboratory.





1952	1953	1954	1955	1956	1957	1958	1959	1960	1961	1962	1963	1964	1965	1966
FPA	FPA	FPA	FPA	FPA	FPA	FPA	FPA	FPA	FPA	FPA	FPA	FPA	FPA	FPA
FUG	FUG	FUG	FUG	FUG	FUG	FUG	FUG	FUG	FUG	FUG	FUG	FUG	FUG	FUG
DEC	DEC	DEC	DEC	DEC	DEC	DEC	DEC	DEC	DEC	DEC	DEC	DEC	DEC	DEC



# The Uses of Computers in Organizations

*As computer systems take up more tasks in human organizations they come to resemble the organizations themselves. Ultimately they will serve the organization's key functions of communication and control*

by Martin Greenberger

The computer systems under development today are beginning to mirror man and his industrial society, both in structure and in the pattern of their evolution. Our industrial civilization is characterized by the division of labor, the specialization and routinization of functions, mechanization, stratification of control and a hierarchical form of organization that integrates the activities of planning, management and operations. Coordination is accomplished by an elaborate system of information-handling and communication. The computer is being brought into the organization primarily to help with information-handling, but in the process it is incorporating in its programs almost all the characteristics of the organization as a whole.

This may come as no surprise, since computer systems and programs are designed by human beings and might therefore be expected to assume aspects of man and his organizations. Indeed, all the machines man has devised possess the characteristics of organizations to some extent. But the computer is not just another machine. It has a versatility, a logical flexibility and an open-endedness—an ability to grow—that is not matched by anything short of the living organism. The computer, a comparatively recent addition to the organization, has within it the potential for

completely remolding the organization. Accordingly it has new and important implications for the future of human society. In this article we shall first consider the past and present uses of the computer in the organizational setting and then explore the computer's possible future in that setting.

The use of the digital computer as a generally available (that is, commercially produced) tool is only 15 years old. Its first applications were in science and engineering. Its early users took a rather restricted view of its capabilities. It was put to work composing lengthy numerical tables and performing other prosaic calculations. Soon, however, its wider potentialities gained the interest of the military authorities, among others, and substantial amounts of money were made available to promote its evolution. The digital computer became a yeast in research and development. Without the computer there might be no nuclear power plants today, no communication satellites, no space program, perhaps no commercial fleets of jet airplanes. In the laboratories of science the computer likewise grew rapidly in power, versatility and esteem [see "The Uses of Computers in Science," by Anthony G. Oettinger, page 160]. By expanding the ability to deal with complex problems, the computer

has stepped up the rate of scientific and technological advance.

The story is much the same for the use of the computer in business and government. Its first employment outside the fields of science and engineering was by the Bureau of the Census in 1951. There and in the business firms that began to use the machine it was assigned exclusively to standard clerical and statistical tasks. Most engineers and business executives foresaw little use for the computer in business except for record-keeping and other mechanical operations. The General Electric appliance division installed a UNIVAC I in 1954 and gave it the job of preparing the payroll, which was successfully achieved only after a certain amount of agony and mishap. A few banks, insurance companies, mass-circulation magazines and public utilities arranged to use digital computers for customer accounting and billing; some manufacturers and distributors applied the computer to inventory control.

It is startling to recall that this was the situation barely a decade ago. Today tens of thousands of digital computers are employed in business and government in the U.S. By virtue of their flexibility and great improvements in their speed, capacity and reliability, they have been able to take on a wide variety of new jobs. The computer has been graduated from a specialist in drudgery to an information processor adept in a broad range of functions. Interestingly enough, this broadening of the computer's capability has been achieved in part by creating a high degree of specialization within the machine. As the art of programming advances, the devices used for the organization of computer programs are coming to resemble those that have proved

PERFORMANCE CURVES, automatically plotted from data stored in a computer's memory, present eight key aspects of operations at an oil field in the Canadian province of Alberta. The two lower pairs of curves on the opposite page plot the daily averages of oil production and water injection against the field's cumulative totals in these categories. These and the production data shown in the two upper pairs of curves provide a continuous performance record of the kind that many industries produce today from computer-stored information as a basis for decision-making. This display was generated in less than four minutes from production records kept by the Triad Oil Company by means of a computer-linked plotting device that is manufactured by California Computer Products, Incorporated.

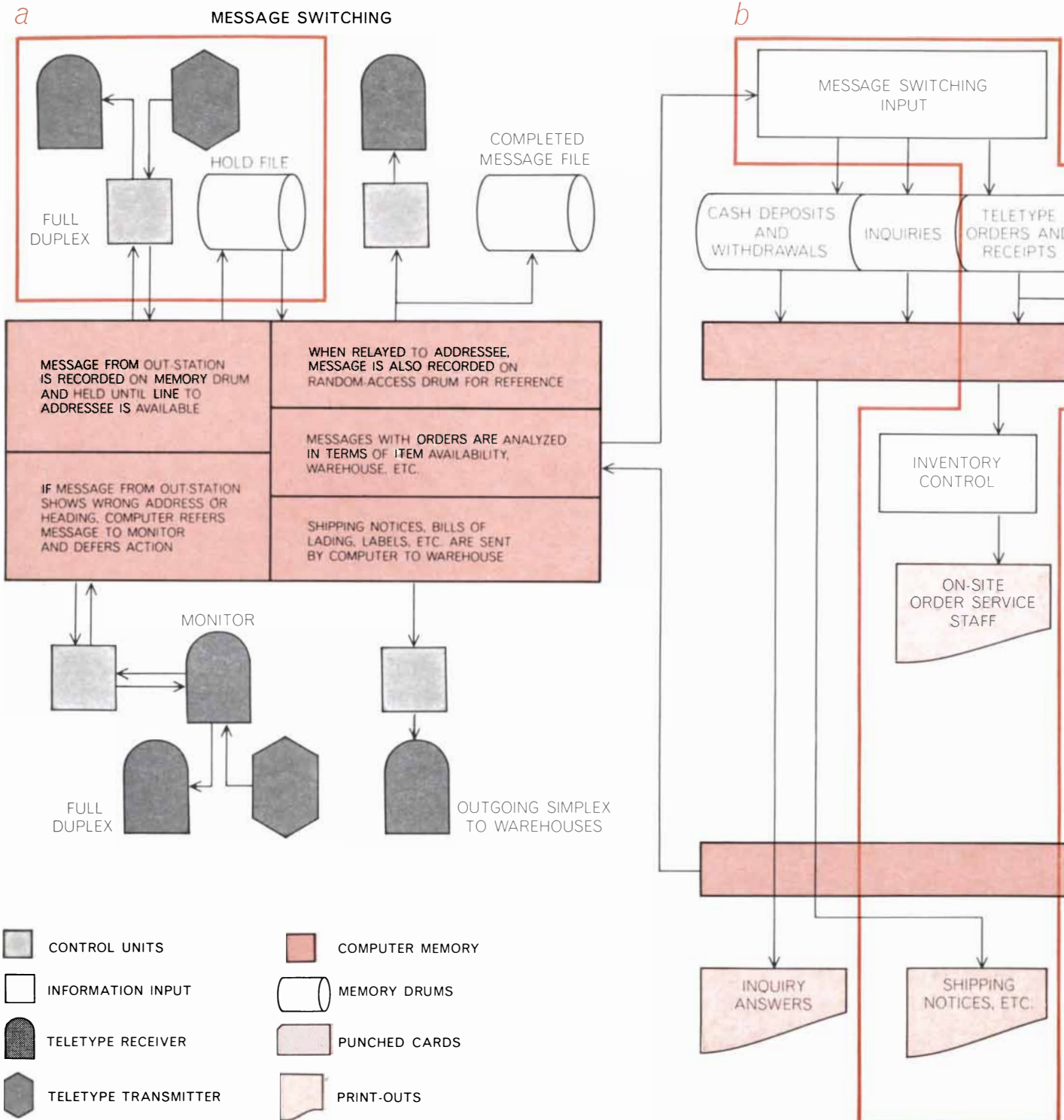
useful in the organization of human society. The large programs today contain a considerable array of differentiated services and multiple levels of control.

The programmed unit of specialization in a computer system is called a

routine. It is a set of instructions for performing a distinguishable task; it can be likened to a human worker doing a specific job or using a particular skill. There are routines that exercise control (managers) and others that execute operations (workers). Subserving the

specialized operations are standardized routines, called subroutines, that perform functions of general utility.

Computer routines are the programmer's device for coping with complexity. They not only enable him to break down a complex program into manage-



**CORPORATION NERVE CENTER** has evolved from a computer-assisted message-relay system developed by the Westinghouse Electric Corporation in the early 1960's. The diagram shows the scope of the system's activities in simplified form; some examples of its many functions are outlined in color. The center, located in Pitts-

burgh, was planned as a control point for teletype communications between Westinghouse's more than 300 sales offices, distributors, warehouses, factories and repair centers throughout the U.S. At first the center's computers served such simple purposes as overnight memory storage of a West Coast message to an East Coast



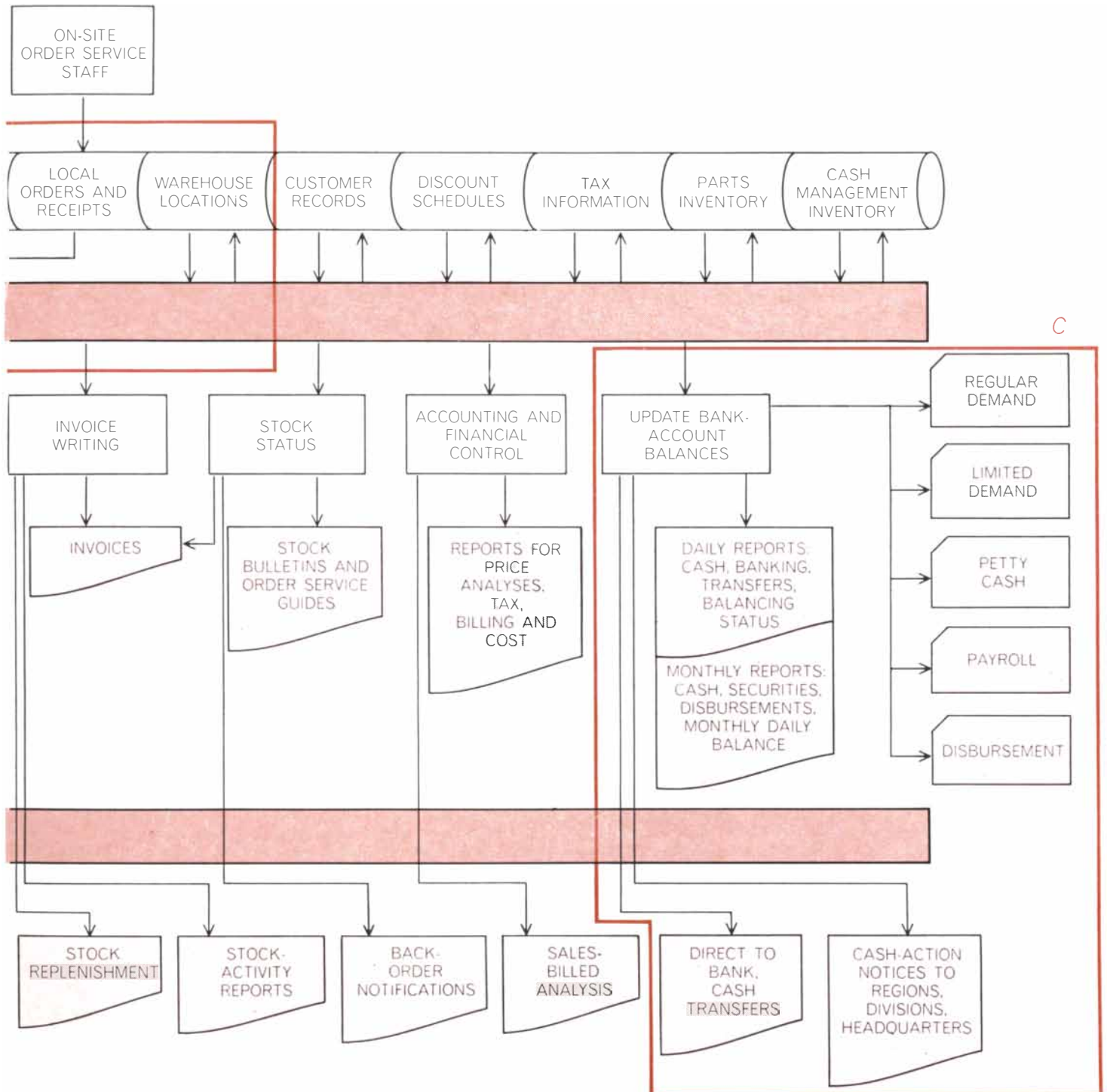
able parts but also confer other important advantages. A program can be organized in modules, or building blocks, consisting of self-contained routines, and this makes it easy to reach in and replace a defective module or to add a new one. Most large computer

systems have been built by the modular approach. Those that have not have demonstrated how important it is to allow for change and growth. Modularity facilitates growth. Just as new workers, skills, machines and instruments can be added to an industrial or

research establishment to enlarge its scope of operations or deepen its capabilities, so in a modular computer system new routines can be added to improve its operation.

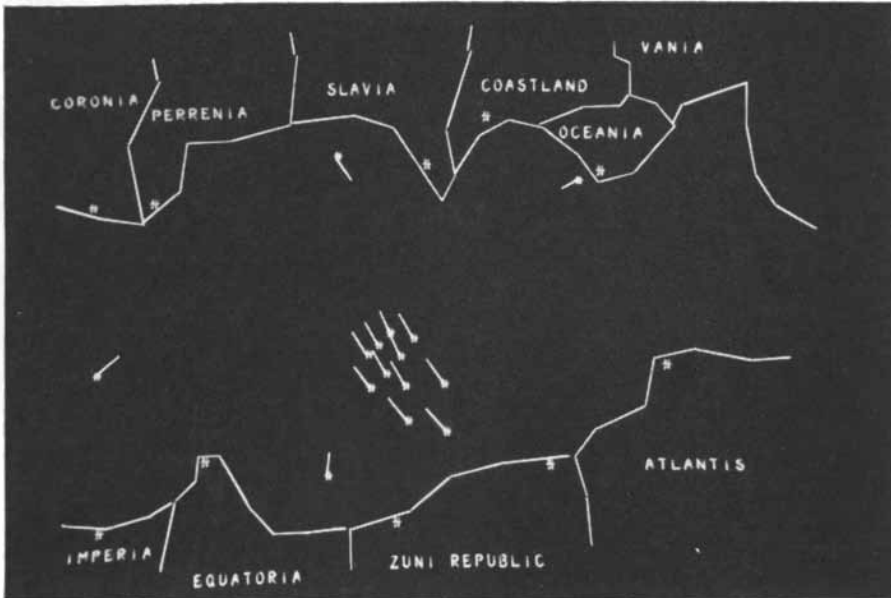
The modular structure is also a great convenience when a team of program-

### ORDER PROCESSING AND CASH MANAGEMENT



addressee received after close of business and automatic forwarding of the message the following day (a). The computers were also programmed to analyze incoming orders and to check them automatically against continuously revised inventory compilations. This program directed the computers to forward orders selectively to the

stocked warehouses closest to the originators of the orders (b). Computer analysis of sales and purchases soon produced an additional bonus (c). A running record of nationwide cash receipts and disbursements has permitted banking practices that substantially reduce cash surpluses and allow investment of these once idle funds.



**COMMAND PROBLEM** appears in a cathode-ray-tube display that combines computer-generated data with a projected background. The 11 comet-like dashes (center) represent a navy convoy crossing a sea bordered by a number of imaginary nations. One convoy vessel signals distress; the command problem is to avoid additional disruption of the convoy by requesting help from the nearest friendly port or from independent fleet units. The computer can draw from memory and display such facts as the treaty status and repair facilities of the nearest ports and mission priorities of fleet units in range of the vessel. The display console, designed as a visual aid to command, is produced by the Bunker-Ramo Corporation.

mers undertakes to collaborate on a large project, as a group of us at Harvard University did in 1957 in the course of building a demographic model of the U.S. economy. Each member was assigned to an independent section. We were able to work in relative isolation; responsibilities were clearly established; program checking was simplified, and the project proceeded along several lines simultaneously.

A good illustration of modular design is our system called OPS (for "On-Line Process Synthesis") at the Massachusetts Institute of Technology. It was developed within the time-sharing system of Project MAC, which is itself constructed on the modular plan [see "Time-sharing on Computers," by R. M. Fano and F. J. Corbató, page 128]. OPS is one of numerous user programs filed in the memory of the time-sharing system. This particular program, however, like a division of a large corporation, is a complete operating system in its own right. It has its own retinue of control routines and a wide assortment of subroutines and operational programs known as "operators." There is an operator corresponding to each of the customary statements in an algebraic programming language, such as FORTRAN or ALGOL, and there are also operators for individually tailored and complex compounds of these statements.

One operator solves general linear programming problems. Another does a multiple regression analysis. A third locates the critical path in a network. A fourth performs a general computation involving vectors and matrices. A fifth smooths a time series, providing an economic forecast. A sixth schedules an event during a simulation run. A seventh presents information in tabular format. And so on. The user can add operators that are particularly relevant to his own interests. By its modular structure the OPS system makes room within the physical limitations of the machine for a high degree of growth and variety.

A user of the OPS system addresses each operator by its name, which may be an English word such as SET, PRINT or READ. He can combine operators into a compound operator and give it a name of its own. Since the OPS system runs in a time-sharing environment, the user can program himself into the computer operation and from his on-line terminal perform those aspects of the operation that call for human judgment or are amorphous and undefined. In the same way he can control the operation of the program externally.

Thus time-sharing makes possible the flexible inclusion of people in a computer operation. The potential for human participation is particularly significant in operations conducted in "real

time." This term simply means that the computer interacts with the external environment and carries out appropriate operations as the situation develops. In other words, the computer is linked directly to the work to be done in the real world. A straightforward example is the guidance of a missile or space vehicle to its destination by continual computer adjustments to the changing conditions en route. A more elaborate example is the SAGE computer, which receives information on possible enemy activity from radar stations, aircraft and picket ships spread over a vast area. The computer must rapidly summarize on display screens the information coming in from all these sources, and it must act as adviser and controller for any defensive action that is indicated.

It is with the advent of real-time systems that the organization of programming has begun to resemble human organizations most closely. A real-time system requires considerably more complicated programming than the more conventional batch-processing operation does. Whereas in batch processing jobs typically are fed to the computer continuously and serially from a single tape on which they have previously been accumulated, in a real-time operation they can enter instantly, sporadically and simultaneously from any of many remote terminals connected to the computer. Jobs are processed transaction by transaction rather than batch by batch. Since the execution of the program is interrupted whenever external conditions dictate, a variety of special routines must be provided to handle each of the contingencies. To make the system workable, information within the computer must be arranged in randomly accessible form, and programs are needed to make storage and retrieval of this information convenient. The result may be a complex organization of specialized routines whose coordination and control are a central function of the real-time operation.

The technology for real-time systems is already fairly well advanced, thanks largely to military developments such as SAGE. The available terminal equipment, however, particularly that providing for the input and output of information in graphical form, is still too expensive. Moreover, such "conversational" teleprocessing is costly, because present communication systems are designed for voice signals and continuous transmission of data, not for scattered bursts of data. Nevertheless, in spite of the temporary obstacles of high cost and

# The machine talks back.

Computers don't talk back until they get big enough to get personal. Then they pour their hearts out.

And when a computer gets as big as Univac's 1108-II, it really has something to say.

To Doctors. Engineers. Archeologists. Students. Physicists. Chemists. Astronomers. Biologists. Oceanographers. Astronauts. Ornithologists. Mathematicians. Pollsters. Geologists. Marketing specialists. Business management executives. Researchers.

In fact, right now, someone in your field, doing the same kind of work you're doing, is probably talking to a computer.

And the computer is talking back.

The conversation may be taking place in Fortran, which is a language computers use to translate scientific formulas. Or in Cobol, the business-oriented language.

Definitely, in Real Time. Which means the information the computer is turning out is up-to-date...abreast of what's happening while it's happening.

If you've read the article on time-sharing in this magazine, you probably know what we're leading up to:

You can use the Univac® 1108-II. In your office. And multiply your productivity. While others in your company, university, or laboratory are doing the same thing. And while the 1108-II is computing the payroll, designing a new plant, and forecasting next year's needs.

Now, you may have heard of other computers doing this sort of thing. Ask them for how long. Ask them how many operational real-time machines they have. Ask who's using them.


Or, take our word for it. Sperry Rand Univac has more real-time experience than all other computer manufacturers combined.

And we can compete effectively. Whether you're talking cost, or performance, or both.

So talk to your boss.

Or, if you're the boss, give us a ring.

There are a lot of compelling reasons why you should be able to talk to a Univac computer.




**UNIVAC®**  
DIVISION OF SPERRY RAND CORPORATION



# Real time...time sharing... multiple access to computers ...software programs...on line

## the language of Western Union



The rush of data has made change the order of the day and brought a new language to Western Union.

By 1967 computer centers, like the one now operating in New York, will be installed in Chicago and San Francisco.

By 1970, our entire public message service will be computerized.

### **New Services Coming**

The utility of this network will be greatly broadened.

Linked computers will carry the productive potential of data processing to practically everyone.

Standard software programs for information processing services, inquiry services and dozens of other services will be on tap simply by "plugging in." Businessmen will be able to query our computers directly for answers to specialized problems.

### **Building On Experience**

Quite logically, these changes are growing from our experience in creating some of the nation's most unusual information systems.

For size and complexity, AUTODIN (Automatic Digital Network), created for the Department of Defense, outranks all other systems.

Civilian agencies of the Federal Government use a nationwide data message network, the Advanced Record System. It was engineered and installed by Western Union for General Services Administration.

Many firms are using our unique experience in management data systems.

Dun & Bradstreet handles information faster than ever with a 77-city computerized system.

Also, we are engineering similar systems for the insurance, lumber, retailing and other fields.

### **A New Computer Lab**

New ideas for future growth are thoroughly tested in our Information Systems Computer Laboratory. Here we develop concepts for information systems, create programs for real time operation, and test complete systems...programming, computers, and peripheral equipment...prior to customer delivery. There's no other lab like it anywhere.

If you speak the language of the information revolution, Western Union offers many opportunities for career development. Interested? If so, send resume, including salary requirements, in strict confidence to Mr. D. V. Lusk, Box SA9, Room 2111, Western Union, 60 Hudson Street, New York, N.Y. 10013.



**western union**

An Equal Opportunity Employer

the relative difficulty of real-time programming, real-time systems are already entrenched in the military sphere and have been making decided progress in business and industry.

The first commercial application of a real-time system on a large scale was the SABRE reservation system of American Airlines. Its computer center is in Briarcliff Manor, N.Y. To this center more than 1,000 reservation clerks at airports and offices throughout the U.S. address their queries and instructions. The clerks type their messages into the computer from their typewriter terminals, using a code SABRE can comprehend. The transactions occur at unpredictable times, placing an uneven load and a wide variety of demands on the system. Yet SABRE is tuned to respond to a request within three seconds.

Several airlines and railroads have followed this lead and installed reservation systems of the same type. Real-time computers soon will also be landing airliners in fog and scheduling railroad freight-yard activities and the movement of boxcars. A computer will control the running and spacing of the high-speed passenger trains of the new rapid-transit line in the San Francisco-Oakland bay area. Real-time systems are being set up to control automobile traffic in large cities, including New York. It is not farfetched to anticipate that someday an integrated information-and-control system will link together not only transportation facilities but also hotels, motels, car rentals and all other agencies of travel.

In the field of finance real-time systems are being put to work by banks, insurance companies and stock markets. Many savings banks have installed on-line systems in which deposits and withdrawals are recorded directly in a computer. Commercial banks are beginning to use random-access computers for handling demand-deposit accounting and recording stock transfers. Insurance companies are planning to make the files of their policyholders available to their agents in field offices through on-line queries to the central office. Several stock-quotation services enable brokers and their clients to obtain the price of a security simply by dialing the computer. The New York and American stock exchanges are embarked on programs that will facilitate the eventual automation of all their floor activities, with the possible exception of the setting of prices. It is perhaps not overly fanciful to foresee a day when most trading and financial transactions will

be carried out not on the floors of exchanges and in the conference rooms of banks but over computer communication networks linking together widely separated offices of the transactors. Such a development might have important implications for the future of our cities, one of whose chief functions at present is to serve as financial centers.

Real-time computers have also entered the fields of retail and wholesale commerce. There are now service companies that make real-time computation available in the manner of public utilities to enterprises of modest size. One such company is the Keydata Corporation in Cambridge, Mass. Some of its subscribers are wholesale distributors. When a sale is made, a clerk types an invoice for the customer on a teletypewriter that is connected to the Keydata computer by a leased telephone line. The clerk identifies the customer simply by a number; the items he has bought are also identified by number, and the only other information supplied is the amount of each item bought. The computer fills in, from information stored in its files, all the rest of the necessary data for the invoice: the date, the invoice number, the name and address of the customer, descriptions of the items sold and their prices. It calculates and prints the total amount of the sale and checks for clerical errors. All in all it types about 80 percent of the information on a typical invoice. The computer retains information concerning the transaction and therefore is equipped to provide the services of inventory control and sales analysis.

In industry one of the pioneers in the development of real-time systems has been the Lockheed Missiles and Space Company. Its computer center at Sunnyvale, Calif., operates an "automatic data-acquisition system" that collects information on work flow from more than 200 factory stations spread over a 300-mile radius from the center. The system records and controls the movement of more than 200,000 separate items manufactured or stored at these locations. Also connected to the computer are 25 stations from which, on inquiry, prompt information can be obtained about the location of shop and purchase orders, inventory levels and labor charges. The system, which has been operating since 1962, has saved the company millions of dollars in its Polaris and Agena programs. It has relieved supervisory personnel of much pressure and confusion and has freed them to devote more time to planning. It has also eliminated hundreds of jobs

# The Language of Opportunity

## All Level Programmers— Real Time/Systems/Scientific

**Minimum of 6 years concentrated programming experience. MS degree and/or communications experience desirable. Must demonstrate knowledge of several machine and higher level languages and prior experience in the development and programming of software systems and/or programming understanding of complex engineering problems. Will work on state-of-the-art digital/communications systems on line, real time; multiprocessing; message switching; simulations of computer/communications systems; executive; compiler/assembler developments.**

## Circuit Design Engineers

**BSEE required. One to 4 years of recent experience in analog and digital solid state circuit design. Experience with FET integrated circuit components is desirable. Knowledge of computer peripheral equipment, switching technology, and electro-optical subsystems is desirable though not necessary.**

## Product Specialists

**Minimum BS degree. To investigate new products and systems by studying the customer requirements. Experience required in at least one of the following: telephone switching and facsimile systems; visual display systems; input/output devices; data communication equipment and systems.**

## Systems Engineers

**All levels including several senior positions, some requiring extensive supervisory responsibilities. Experience in design and/or development of advanced communications and real time digital systems. Capability in solid-state applications and relay techniques and experience in electro-mechanical or paper tape switching systems desirable.**



**western union**  
An Equal Opportunity Employer

# Tomorrow's electronics are taking shape today at NEC



Japan's leading  
manufacturer of  
telecommunications and  
electronics equipment.

Products for today—  
Innovations for tomorrow

# NEC

*Nippon Electric Company Limited*  
Tokyo, Japan

*Nippon Electric New York Inc.*

Room 3721, Pan American Bldg.,  
200 Park Ave., New York, N.Y. 10017.

Manufacturers of electronic computers, data communication systems, electronic components, telephone, carrier transmission, radio communication, radio and television broadcasting, navigation, electronic data processing, and satellite communications equipment, etc.

in the areas of purchasing, expediting and production scheduling.

The reduction of jobs by the computer and its acquisition of detailed data about the activities of workers produced an eruption of resentment among the workers. This subsided after Lockheed put restrictions on the use of the data by management, instituted training programs and assigned to other jobs employees who had been displaced by the machine.

Probably the most extensive and advanced use of a real-time system in industry today is that at the Westinghouse Electric Corporation. Its telecomputer center in Pittsburgh is becoming the nerve center of the corporation. The center started operating in 1962 as an automatic switchboard for messages in the teletype network that serves all the Westinghouse divisions. Today this system, in continual communication with about 300 plants, field offices, warehouses, distributors and appliance-repair centers, is taking over the functions of inventory control and order processing on a vast scale. It has also begun to take a hand in production control and is steadily moving into new fields.

The improvements in the company's operations have been dramatic. By directing shipments to customers from the nearest warehouse that has the ordered item in stock the system has speeded up deliveries and reduced transportation costs. It provides salesmen with information about the availability of products and about prices within minutes. It updates sales statistics continuously. It automatically requisitions replenishments when inventories fall below a given level. The data captured by the computer from the messages it is continually receiving and transmitting give the management a growing fund of timely information.

One interesting application of the Westinghouse computer system is a "cash-management information program" that keeps a running account of the cash flow. All receipts and disbursements of the various Westinghouse divisions are immediately transmitted by teletype to the telecomputer center and recorded in the appropriate accounts. When the balance in any of the corporation's 250 regional bank accounts falls below a preset level, the computer automatically orders a transfer of cash from the central bank account. When the balance in the central account is higher than necessary, the treasury office invests the excess in marketable

securities, notifying the computer as it does so. The net result is that the company's management knows the company's cash position at all times and is able to put formerly idle funds to work earning interest.


A device for the graphical display of financial information has been installed at Westinghouse headquarters and is now being tested and "debugged." It will picture for the Westinghouse executives trends in the company's financial operations and will compare financial forecasts with actual accomplishments. The system has important implications for planning by top management. Other applications of the computer to planning are being made at the General Electric Company, the International Business Machines Corporation, the Standard Oil Company (New Jersey) and many other large corporations.

What has occurred in real-time programming up to now is obviously only a prelude to much more far-reaching developments that are likely to follow in the coming years. Let us speculate a bit on the nature of these developments and their possible broad-scale effects on our business and industrial organizations.

One aspect of the organization that is likely to be affected is the degree to which its control is centralized. Over the past 30 years, as enterprises have grown enormously in size, the trend has been toward decentralization of company operations through the setting up of divisions and profit centers. The giant corporations have found, however, that decentralization can be a mixed blessing. It tends to multiply jobs, duplicate functions and establish local goals that may run orthogonally to the objectives of the organization as a whole. It also places a burden on the company's information system by multiplying the need for information at the same time that it disperses information in a multitude of separate files spread through the organization. It may be days or weeks before new information is processed, summarized, transmitted and made available to the people who need it for operations and decisions.

Clearly the computer can help to correct this situation. Data from the many divisions and hierarchical levels of the organization will flow directly into a central computer memory, in the same way that information about hundreds of thousands of inventory items now feeds into Lockheed's automatic data-acquisition system from hundreds of remote






**NEW BOEING SST**, with variable-sweep wings, is designed for efficient supersonic flight, yet can match low-speed performance of today's jetliners. In top plane above, Boeing SST's wings are folded back against tail to form single lifting surface for supersonic flight. For low-speed approaches and landings (lower plane), wings open to angles similar to those of today's



jets. The Boeing SST could carry 300 passengers from New York to London in two hours, 40 minutes. It could operate at passenger-mile costs below those of today's big jets, and use the same airports. The Boeing SST incorporates the benefits of the world's greatest jetliner experience. It is designed to assure continued U.S. leadership in the coming era of supersonic travel.

## *Capability has many faces at Boeing*



**BURNER II**, delivered to the U.S. Air Force by Boeing, is new upper stage space vehicle, designed to provide final "kick" for placing small or medium-size space payloads into precise orbit.


**NASA'S SATURN V** launch vehicle, free world's largest, will launch first Americans to moon. Boeing builds first stage S-1C booster, generating thrust equal to approximately 160 million horsepower.



**MISSILE GUIDANCE SIMULATOR** at Boeing Space Center tests accuracy of missile homing devices. Heat, dust, atmospheric conditions, even some anti-missile defense methods, can be programmed into simulator to determine missile homer performance in face of severe obstacles.

***BOEING***

1916 ♦ 50th Anniversary Year ♦ 1966



This booklet covers papers presented by Perkin-Elmer at a technical symposium. It is another example of Perkin-Elmer's interest in extending the field of Information Processing. For your copy, write on company letterhead.

### **NEED HELP?**

When you have graphic or photographic information to process, consider Perkin-Elmer—where many instruments to meet demanding processing tasks have already been developed.

### **WANT TO PARTICIPATE?**

Inquiries are invited from qualified scientists and engineers who wish to form a long-term association with Perkin-Elmer in Information Processing. All positions are in Wilton, Conn., a suburban community, one hour from Metropolitan New York.

For information, contact Manager, Information Processing, Electro-Optical Division, Perkin-Elmer Corporation, 724 Main Avenue, Norwalk, Conn. 06852.

**PERKIN-ELMER**

terminals. The computer programs will promptly sort the information, place each item in an appropriate list or report, link it to related information already stored and make the processed information quickly accessible to those who need it for authorized purposes.

Some investigators in this field believe that systems for integrating the company files will eventually reverse the trend toward decentralization. That is a moot question; the centralization of information need not imply the centralization of control. It will surely streamline operations, however, and save the company money. Most important, it will give the company a new coherence and sense of unity, and it will pave the way to further mechanization of the company's activities.

Much of this mechanization may take place within the computer. The further evolution of computer programs may repeat the history of industrialization: in the first phase, the division of labor into easy-to-execute tasks; in the second phase, the delegation of these tasks to machines. The first phase was demonstrated by Adam Smith two centuries ago in *The Wealth of Nations*. Smith observed how the division of labor speeded the manufacture of pins: "One man draws out the wire, another straightens it, a third cuts it, a fourth points it, a fifth grinds it at the top for receiving the head; to make the head requires two or three distinct operations; to put it on, is a peculiar business, to whiten the pins is another... and the important business of making a pin is, in this manner, divided into about 18 distinct operations.... I have seen a small manufactory of this kind where... ten persons could make among them upwards of 48,000 pins in a day." Today a single machine, going through much the same process Smith described, turns out several hundred thousand pins per hour.

In the future enactment of this process programs will play the part of machines. Suppose a company has a real-time, time-shared computer that participates as a central instrument of operations. Suppose its body of programming is open-ended, like the OPS system, and is able to grow and assume new functions easily. The routine the computer employs to store away incoming transaction data does the work of a team of file clerks. The routines it has to make this data available on demand to customer representatives and to summarize the data in periodic reports to management are like staff assistants.

The company will be able to expand its work force by hiring employees with the requisite skills, or by extending its real-time computer program, or by a combination of both. Additions and modifications to the program can be kept tentative and flexible until they are judged to perform satisfactorily by human monitors at the consoles. Programs may be refined and made more efficient by a continual policy of replacement and improvement. Over a period of time the computer system will become larger in scope, better in detail and a vital part of the company organization. There will be an intriguing interplay of centripetal and centrifugal forces, tasks for which the computer shows an aptitude being drawn into the body of programming and tasks that are better performed by the human touch or mind drifting outward to the operators at the consoles (and beyond). Ultimately the parallel organizations of people and programs in an enterprise may blend together and appear as one, just as organizations of people and machines have done in the past.

What this means for the future of our economy and society remains to be seen. It appears likely that our organizations and institutions will function more efficiently and smoothly and thus become significantly more productive. As others have remarked, there is no reason to suppose this will result in a glut of goods and services or in massive unemployment, even though job descriptions may change drastically.

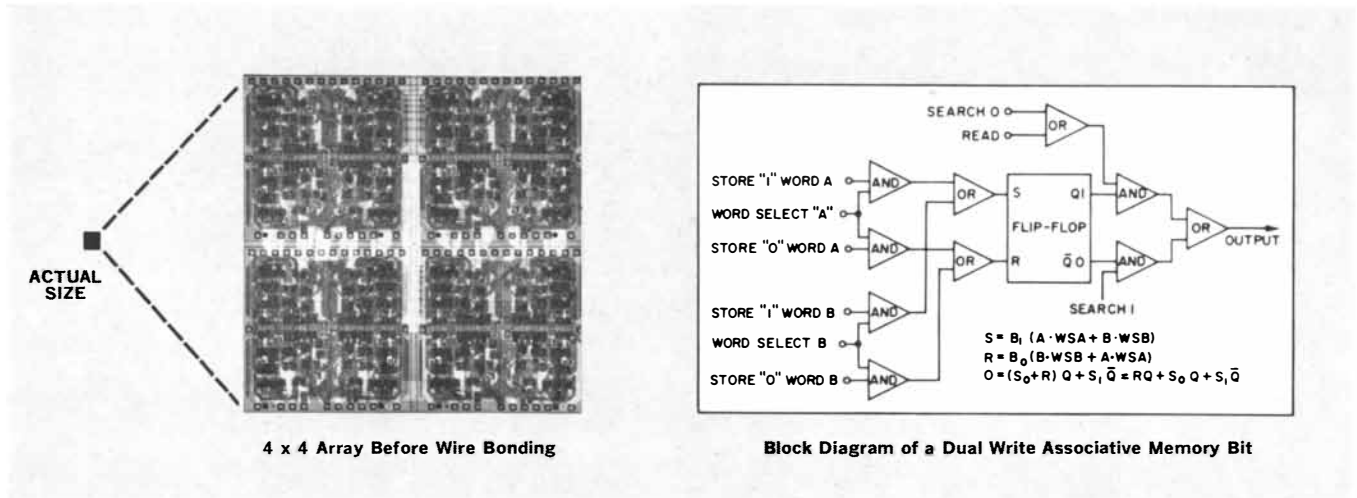
Much has been written about the dangers that may lie in wait for a computerized society: the cult of the machine, overdelegation of our activities to the computer, too much faith in its simplifications and quantifications, the invasion of privacy and individual rights by overzealous programs of industry or government, criminal misuses of the computer. These possibilities are real and should not be waved aside. Computer scientists take them seriously and are today in an uncomfortable position somewhat like that of the nuclear physicists after the discovery of uranium fission.

It should be perfectly clear, however, that the dangers arise from the way man may use the computer, not from the machine itself. The computer remains under human control. The programs of the future will have the character man designs into them, and prevention of abuses is an important part of the design problem.

# HIGH-SPEED CONTENT ADDRESSABLE MEMORY



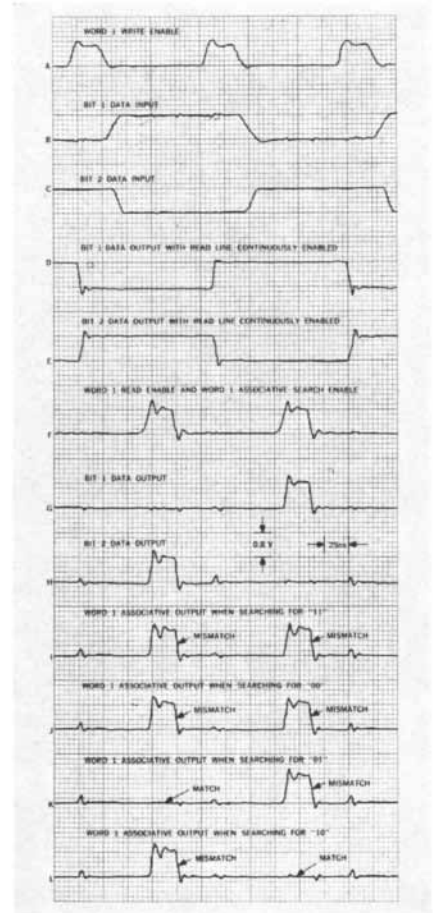
A report on Microelectronics from MOTOROLA



Content Addressable Memories (CAM) differ from Random Access Memories (RAM) in that the specific information sought is made accessible by content association rather than by address location. To accomplish this, more logic had to be combined with the storage function in a CAM type memory, as shown by the above logic diagram. High speed semiconductor implementation of this concept becomes more practical with integrated circuit technology than with magnetic approaches because of inherent higher speed, more logic flexibility, simplified peripheral circuitry and the fact that levels are compatible with those in the arithmetic and control sections of the computer.

A CAM chip of a 4 x 4 array is shown in the above photomicrograph. The chip measures 120x120 mil and contains 524 elements. The actual time response of the memory is shown at right. From this it can be seen that the propagation delay from "Write Enable" to "Read and Search 1" or "Search 0" delays are 6 and 2 ns. respectively.

Today integrated CAM memories are operating in the MOTOROLA laboratories, and because of the cost and size reducing potential of large scale integrated circuit technology, this powerful storage element will soon be ready to operate in the next generation of electronic computers.



Various Transient Responses of the "CAM" 2 x 2 Array



**MOTOROLA INC.**  
**Semiconductor Products Division**

*- where the priceless ingredient is care!*





TRANSPORTATION



LAW ENFORCEMENT



SOCIAL PROBLEMS



HEALTH



EMERGENCY PLANNING

*systems are for people*



EDUCATION



DOCUMENTATION SCIENCES



SPACE

As people strive to shape their environment in today's complex society, they look to a common resource: *information*.

Here at SDC our professional staff of some 1,800 people is engaged in the development of a wide range of computerized information systems in the public interest. Some of the important environmental areas in which we are working are education, law enforcement, emergency planning, social problems, health, and urban and regional planning.

In addition to developing information systems, SDC's work also includes the design and conduct of training programs, and applications of such techniques as systems analysis, simulation, and computer programming. These are among the activities we undertake for the Air Force, Army, Navy, and NASA in such areas as space surveillance, command and control, antisubmarine warfare, and air defense system training and exercising.

Our pioneering work continues to contribute to major advances in the information sciences. This already includes significant participation in the first real-time information system, in computer time-sharing, simulation, higher-order programming languages, natural language processing, and user-oriented data management systems.

You may be interested to know that SDC is an independent, nonprofit corporation chartered in the public interest. During the past five years, more than eight million dollars—two-thirds of the fees received by the corporation—have been used to support an extensive *independent* research and development program in the information sciences, a significant part of our total R&D effort. The program's results are freely and widely disseminated.

We have a new brochure we would be pleased to send you. Simply write Mr. Donald Ramsay, Manager, Corporate Communications, System Development Corporation, 2500 Colorado Avenue, Santa Monica, California 90406.




## SYSTEM DEVELOPMENT CORPORATION

Other major facilities: Washington D.C. Operations Center, Falls Church, Va.; New York Metropolitan Operations Center, Paramus, N.J.; Colorado Springs, Colo.; Lexington, Mass.; Dayton, Ohio.

We do have a few select professional openings in such disciplines as mathematics, operations research, the behavioral sciences, and computer systems design. Inquiries may be directed to Mr. John Mitchell, SDC, 2430 Colorado Avenue, Santa Monica, California 90406.



MILITARY





# The Uses of Computers in Education

*The huge information-processing capacities of computers make it possible to use them to adapt mechanical teaching routines to the needs and the past performance of the individual student*

by Patrick Suppes

As other articles in this issue make abundantly clear, both the processing and the uses of information are undergoing an unprecedented technological revolution. Not only are machines now able to deal with many kinds of information at high speed and in large quantities but also it is possible to manipulate these quantities of information so as to benefit from them in entirely novel ways. This is perhaps nowhere truer than in the field of education. One can predict that in a few more years millions of schoolchildren will have access to what Philip of Macedon's son Alexander enjoyed as a royal prerogative: the personal services of a tutor as well-informed and responsive as Aristotle.

The basis for this seemingly extravagant prediction is not apparent in many examinations of the computer's role in education today. In themselves, however, such examinations provide impressive evidence of the importance of computers on the educational scene. As an example, a recent report of the National Academy of Sciences states that by mid-1965 more than 800 computers were in service on the campuses of various American universities and that these institutions spent \$175 million for computers that year. The report goes on to forecast that by 1968 the universities' annual budget for computer operations will reach \$300 million and that their

total investment in computing facilities will pass \$500 million.

A similar example is represented by the fact that most colleges of engineering and even many high schools now use computers to train students in computer programming. Perhaps just as important as the imposition of formal course requirements at the college level is the increasingly widespread attitude among college students that a knowledge of computers is a "must" if their engineering or scientific training is to be up to date. Undergraduates of my generation who majored in engineering, for instance, considered a slide rule the symbol of their developing technical prowess. Today being able to program a computer in a standard language such as FORTRAN or ALGOL is much more likely to be the appropriate symbol.

At the graduate level students in the social sciences and in business administration are already making use of computers in a variety of ways, ranging from the large-scale analysis of data to the simulation of an industry. The time is rapidly approaching when a high percentage of all university graduates will have had some systematic training in the use of computers; a significant percentage of them will have had quite sophisticated training. An indication of the growth of student interest in computers is the increase in student units of computer-science instruction we have

had at Stanford University over the past four years. Although total enrollment at Stanford increased only slightly during that period, the number of student units rose from 2,572 in 1962-1963 to 5,642 in 1965-1966.

The fact that time-sharing programs are rapidly becoming operational in many university computation centers justifies the forecast of another increase in the impact of computers on the universities [see "Time-sharing on Computers," by R. M. Fano and F. J. Corbató, page 128]. Under time-sharing regimes a much larger number of students can be given direct "on line" experience, which in itself is psychologically attractive and, from the practical viewpoint, facilitates deeper study of the use of computers. There is still another far from trivial way in which the computer serves the interests of education: The large school system that does not depend on computers for many administrative and service functions is today the exception rather than the rule.

The truly revolutionary function of computers in education, however, lies in the novel area of computer-assisted instruction. This role of the computer is scarcely implemented as yet but, assuming the continuation of the present pace of technological development, it cannot fail to have profound effects in the near future. In this article I shall describe some experiments in computer-assisted instruction that are currently being conducted at levels ranging from the comparatively simple to the quite complex and then examine some unsuspected problems that these experiments have revealed. First, however, the reader deserves an explanation of why computer-assisted instruction is considered desirable at all.

The single most powerful argument

**COMPUTER-ASSISTED INSTRUCTION** in elementary arithmetic is illustrated in the photographs on the opposite page. A first-grade pupil, receiving "readiness" work preparatory to instruction in addition, is shown two possible answers to a question implicit in the symbols occupying the top line of a cathode-ray-tube display. As he watches (*top photograph*), his earphones carry a verbal message asking him to select from the symbolic statements of union shown in the second and third lines of the display the one that is identical with the equation shown in the top line. The pupil signals his choice (*bottom photograph*) by pointing to the statement he prefers with machine's light pen; the computer then records the answer.

for computer-assisted instruction is an old one in education. It concerns the advantages, partly demonstrated and partly conjectured, of individualized instruction. The concept of individualized instruction became the core of an explicit body of doctrine at the end of the 19th century, although in practice it was known some 2,000 years earlier in ancient Greece. For many centuries the education of the aristocracy was primarily tutorial. At the university level individualized tutorial instruction has been one of the glories of Oxford and Cambridge. Modern criticisms of the method are not directed at its intrinsic merit but rather at its economic inefficiency. It is widely agreed that the more an educational curriculum can adapt in a unique fashion to individual learners—each of whom has his own characteristic initial ability, rate and even “style” of learning—the better the chance is of providing the student with a successful learning experience.

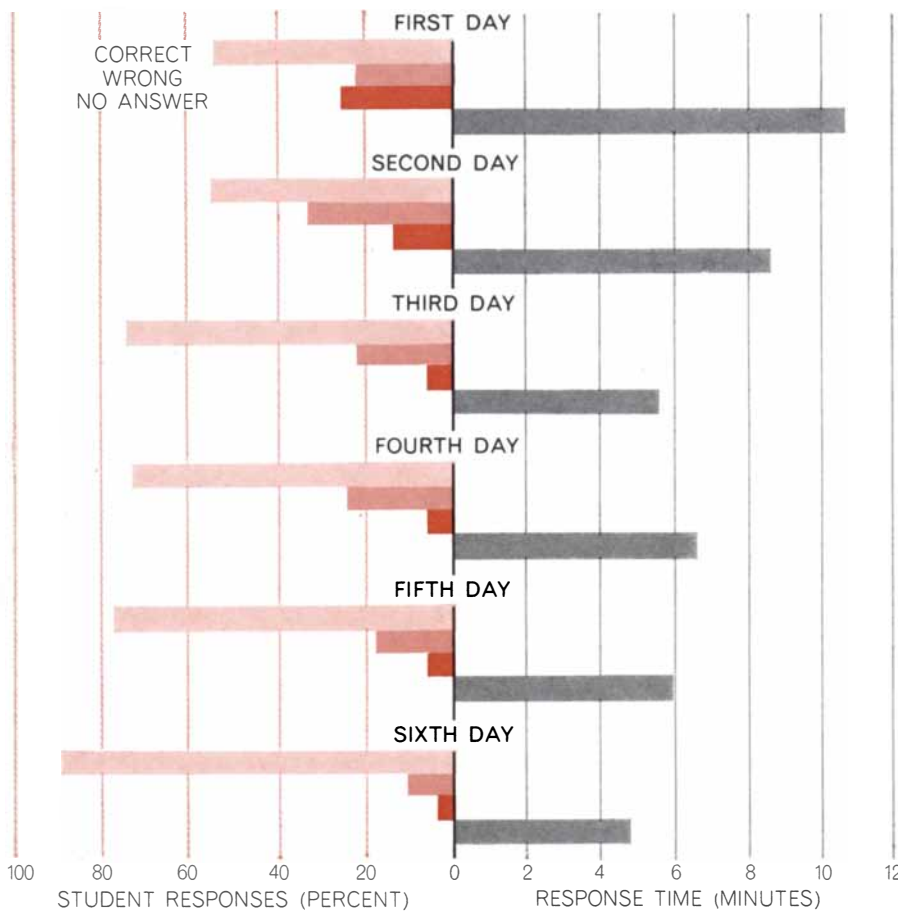
The computer makes the individualization of instruction easier because it

can be programmed to follow each student's history of learning successes and failures and to use his past performance as a basis for selecting the new problems and new concepts to which he should be exposed next. With modern information-storage devices it is possible to store both a large body of curriculum material and the past histories of many students working in the curriculum. Such storage is well within the capacity of current technology, whether the subject is primary school mathematics, secondary school French or elementary statistics at the college level. In fact, the principal obstacles to computer-assisted instruction are not technological but pedagogical: how to devise ways of individualizing instruction and of designing a curriculum that are suited to individuals instead of groups. Certain obvious steps that take account of different rates of learning can be made with little difficulty; these are the main things that have been done so far. We have still, however, cut only a narrow path into a rich jungle of possibilities. We do

not have any really clear scientific idea of the extent to which instruction can be individualized. It will probably be some time before a discipline of such matters begins to operate at anything like an appropriately deep conceptual level.

A second important aspect of computers in education is closer in character to such familiar administrative functions as routine record-keeping. Before the advent of computers it was extremely difficult to collect systematic data on how children succeed in the process of learning a given subject. Evaluative tests of achievement at the end of learning have (and will undoubtedly continue to have) a place both in the process of classifying students and in the process of comparing different curriculum approaches to the same subject. Nonetheless, such tests remain blunt and insensitive instruments, particularly with respect to detailed problems of instruction and curriculum revision. It is not possible on the basis of poor results in a test of children's mastery of subtraction or of irregular verbs in French to draw clear inferences about ways to improve the curriculum. A computer, on the other hand, can provide daily information about how students are performing on each part of the curriculum as it is presented, making it possible to evaluate not only individual pages but also individual exercises. This use of computers will have important consequences for all students in the immediate future. Even if students are not themselves receiving computer-assisted instruction, the results of such instruction will certainly be used to revise and improve ordinary texts and workbooks.

Let me now take up some of the work in computer-assisted instruction we have been doing at Stanford. It should be emphasized that similar work is in progress at other centers, including the University of Illinois, Pennsylvania State University, the University of Pittsburgh, the University of Michigan, the University of Texas, Florida State University and the University of California at Santa Barbara, and within such companies as the International Business Machines Corporation, the Systems Development Corporation and Bolt, Beranek and Newman. This list is by no means exhaustive. The work at these various places runs from a primary emphasis on the development of computer hardware to the construction of short courses in subjects ranging from physics to typing. Although all these efforts, including ours at Stanford, are



**IMPROVEMENT IN LEARNING** is one evident result of drill and practice. The graph summarizes the results of a six-day drill on the commutative, associative and distributive laws of arithmetic. The computer program covered 48 concepts; each day's session presented 24 problems. Two days' drill therefore reviewed all 48 concepts, although no identical problems were presented during the six days. By the last day student responses were more than 90 percent correct and the speed of reply was twice what it was at the start.



## Dawn of a Second Century

In 1866, the year when Parke-Davis was founded, smallpox, tuberculosis, typhoid fever, diphtheria and other contagious diseases were a tragic part of nearly every family's experience.

Surgery was an ordeal. Infection was dreaded. It always carried the risk of fatal "blood poisoning."

Nutritional diseases, such as scurvy and rickets, were widespread. The word "vitamin" wasn't even included in the dictionary.

Doctors had only a few dependable medicines. They relied more on nature, faith and patience than on the medicines of the day to cure the sick.

*Had you been born in 1866, your life expectancy would have been a mere 40 years.*

But over the years, research quickened the pace of medical progress. Great strides began to be made. Many contagious diseases started to retreat under the onslaught of antitoxins, serums and vaccines. Surgery became safer. One vitamin after another helped overcome nutritional diseases in many parts of the world.

Medicines—pure and dependable—restored millions to health. Hormones were isolated and used to control some disorders of body chemistry.

And, later on, a long list of diseases and infections began to yield to those powerful weapons—the anticonvulsant, antibiotic, and chemotherapeutic drugs.

*Today's child has a life expectancy of more than 70 years.*

But what of the future?

As we enter our second century of service to the professions of medicine and pharmacy, Parke-Davis looks to new challenges—opportunities to help all people enjoy better health and longer life.

**PARKE-DAVIS**

BETTER MEDICINES FOR A BETTER WORLD





# to solve information problems...

*Start with the structure of matter  
and go on from there  
to extend human capability...  
create change...*


*in materials, tools, and methods.*

*This is Texas Instruments at work.*

*This is problem solving through innovation.*

*This is why you should know more about TI.*

Transistor, Integrated Circuit, LSI



Component and Circuit Tester



# CREATE CHANGE

*In information technology, look to Texas Instruments for the basics — materials and functional parts . . . look to TI for components, instrumentation, and for total systems applications . . . look to TI for solutions to information problems such as these:*

## **MAKE IT EASIER TO BUILD COMPUTERS BETTER**

Computer design engineers think mostly in ANDs and ORs. The more they can pack into a computer, the closer together — the greater the processing capability of the machine. Only a few years ago designers depended on vacuum tube circuits . . . then transistor circuits . . . and now semiconductor integrated circuits that pack dozens of components into a single chip. What next? Large Scale Integration (LSI). At Texas Instruments, we're building over a thousand circuit component equivalents — next, thousands of complete circuits — into a single silicon wafer. With this kind of packaging density, design engineers can work with complete electronic functions, step up processing capacity and reliability, and get more computer per dollar.

## **TEST COMPLEX CIRCUITS AS EASILY AS COMPONENTS**

Electronic component testing used to be a relatively simple operation. Now, it's getting tough to meet testing requirements for complex circuits and circuit assemblies. TI systems engineers have applied information processing techniques to come up with a new total system concept: (1) Test dynamically — measure responses in an actual working situation. (2) Digitally record the test parameters — make specific measurements and allow further processing of data. (3) Communicate with the tester — control it with computer inputs, process the outputs, and open the door to complex testing programs and detailed parametric in-

formation. Now we're doing a 45-minute testing job for one customer in seven seconds . . . and we're working to improve that.

## **CREATE A NEW KIND OF RADAR DESIGN**

A new solid-state airborne radar set will operate far more reliably than conventional radars, and will have new performance capabilities as well. Now under development, the MERA (Molecular Electronics for Radar Applications) system has eliminated the need for a high-power microwave energy source and for moving parts. The flat forward surface has 604 individual transmitter-receiver modules, fabricated by semiconductor integrated circuit techniques. Output power of the modules is multiplied by pulse-compression to the equivalent of conventional systems, and a digital processor provides control for phased-array scanning. Complete failure of individual units would affect system performance only slightly.

## **BUILD A REAL-TIME DISPLAY FOR LARGE-SCREEN PROJECTION**

The intense directional coherent light of a continuous laser is the energy source for a large-screen display system recently demonstrated by TI. Large aperture systems are no longer necessary for transmission efficiency, and electro-optical light modulation and acoustical beam-scanning tech-

niques become practical. Laser displays may soon be used for some closed-circuit TV applications and military real-time information display systems.

## **APPLY INFORMATION THEORY . . . AND CHANGE AN INDUSTRY**


Using analog equipment and techniques, petroleum seismic exploration technology had gone about as far as it could go in resolving power. Undiscovered oil reserves lay hidden in deep traps, masked by a noisy seismic environment. Today these traps are being mapped, because TI applied information theory to exploration for natural resources. The breakthrough follows a TI decision almost a decade ago to develop a totally new exploration concept, including development of specialized equipment. Sophisticated signal enhancement programs were conceived to take advantage of digital data acquisition and data processing capabilities. And now the geophysical exploration industry has entered a revolutionary new era in information technology.



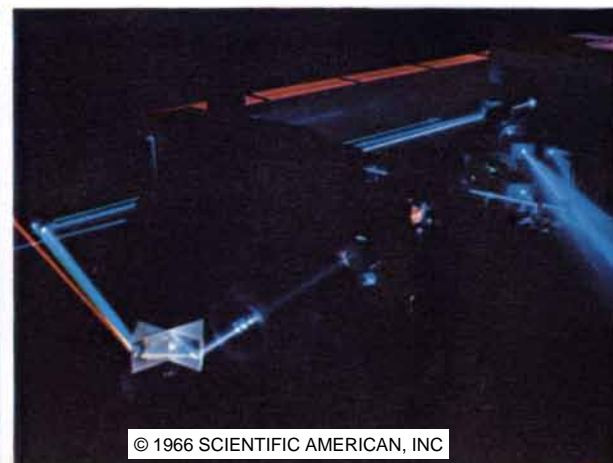
Does your business have an information problem that needs to be solved? Are you an individual who likes to solve information problems? In either case, write to us at MS-240, P. O. Box 5474, Dallas, Texas 75222, and we'll see that your inquiry gets to the proper people.

# TEXAS INSTRUMENTS INCORPORATED


MERA Radar



Laser Display




Subsea Salt Dome




HEWLETT  
PACKARD  DATAMEC  
DIVISION

for computer peripherals that are  
more efficient, dependable, economical



**for the computer manufacturer**

The **D 2020** and **D 3030** computer magnetic tape units... standards of the industry in low cost/high reliability where moderate to medium speeds are required. Choice of 7-channel and 9-channel configurations, single units, master-slave systems, tape speeds from 1 inch per second to 75 inches per second.



**for the computer user**

The **D 3029** computer magnetic tape unit... interchangeable with IBM series 729 tape drives. Plug it into your computer system and save \$4,000 a year per drive.

To learn more about these profit-boosting computer peripherals and how they will fit into your scheme, write Tom Tracy at Datamec, 690 Middlefield Road, Mountain View, California 94041.

**Better yet, phone Tom at (415) 968-7291.**

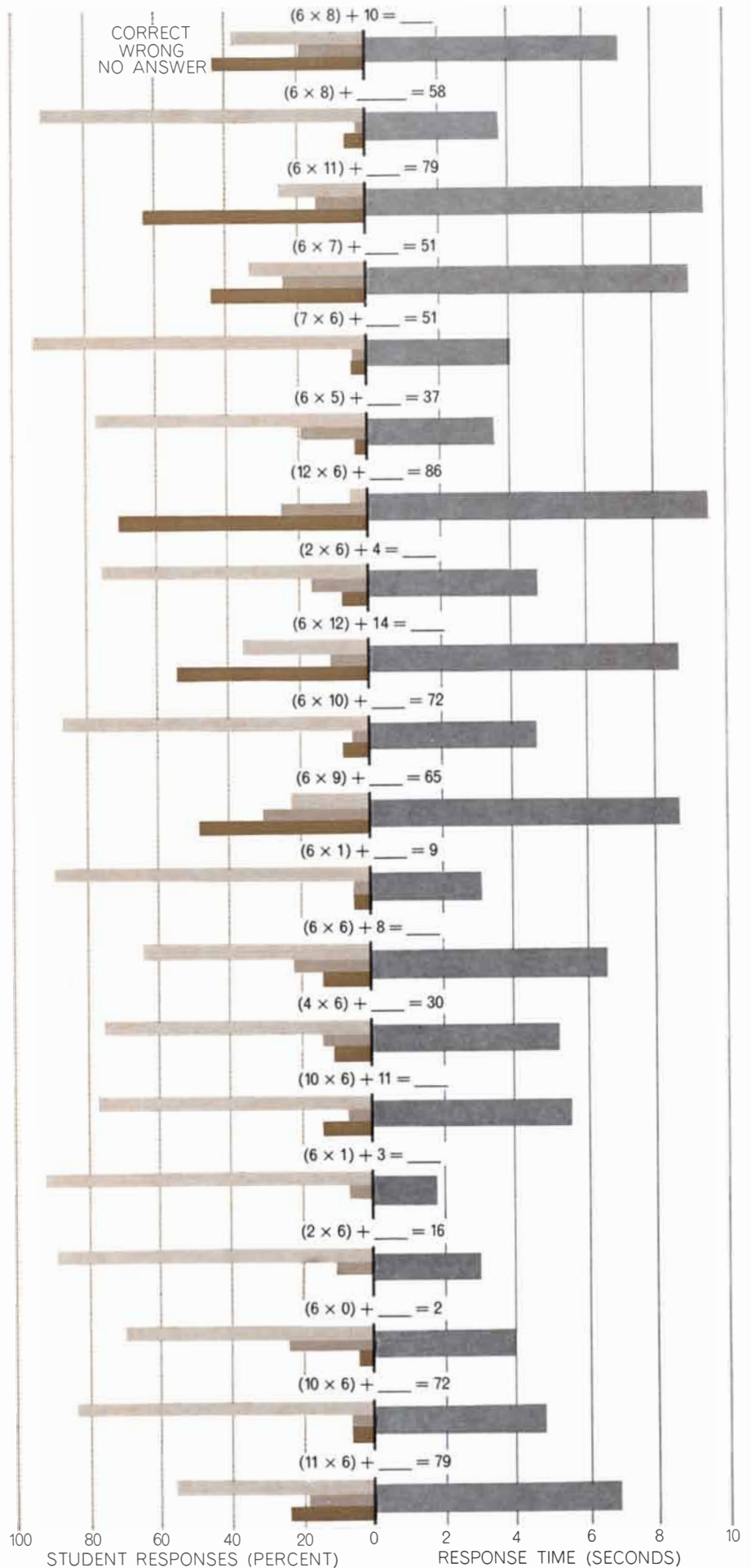


still in the developmental stage, the instruction of large numbers of students at computer terminals will soon (if academic and industrial soothsayers are right) be one of the most important fields of application for computers.

At Stanford our students are mainly at the elementary school level; the terminals they use, however, are also suitable for secondary school and university students. At each terminal there is a visual device on which the student may view displays brought up from the computer memory as part of the instruction program. A device that is coming into wide use for this purpose is the cathode ray tube; messages can be generated directly by the computer on the face of the tube, which resembles a television screen. Mounted with the cathode ray tube is a typewriter keyboard the student can use to respond to problems shown on the screen. At some additional cost the student can also have a light pen that enables him to respond directly by touching the pen to the screen instead of typing on the keyboard. Such a device is particularly useful for students in the lowest elementary grades, although when only single-digit numerical responses or single-character alphabetical ones are required, the use of a keyboard is quite easy even for kindergarten children to learn.

After the display screen and the keyboard the next most important element at a terminal is the appropriate sound device. Presenting spoken messages to students is desirable at all educational levels, but it is particularly needed for younger children. It would be hard to overemphasize the importance of such spoken messages, programmed to be properly sensitive to points at which the student may encounter difficulty in learning. Such

**COMPUTER SUMMARY** of drill results makes possible the analysis essential for assessment and revision of various study curriculums. The results of 37 children's replies to 20 questions designed to test elementary arithmetic skills are summarized graphically in this illustration. The most troublesome question proved to be No. 7; not only did it take the most time to answer but also 26 students failed to answer it at all and only two answered it correctly. Although question No. 9 is the exact reverse of question No. 7, it received 13 correct answers. Evidently obtaining an unknown quantity by subtraction is harder than obtaining one by addition, and the students found it harder to multiply 12 by 6 than to multiply 6 by 12.



messages are the main help a good tutor gives his pupil; they are the crucial missing element in noncomputerized teaching machines. All of us have observed that children, especially the younger ones, learn at least as much by ear as they do by eye. The effectiveness of the spoken word is probably stronger than any visual stimulus, not only for children but also most of the time for

adults. It is particularly significant that elementary school children, whose reading skills are comparatively undeveloped, comprehend rather complicated spoken messages.

A cathode ray tube, a keyboard and a loudspeaker or earphones therefore constitute the essential devices for computer-assisted instruction. Additional visual displays such as motion pictures

or line drawings can also be useful at almost all levels of instruction. Ordinary film projectors under computer control can provide such displays.

So far three levels of interaction between the student and the computer program have received experimental attention. At the most superficial level (and accordingly the most economical

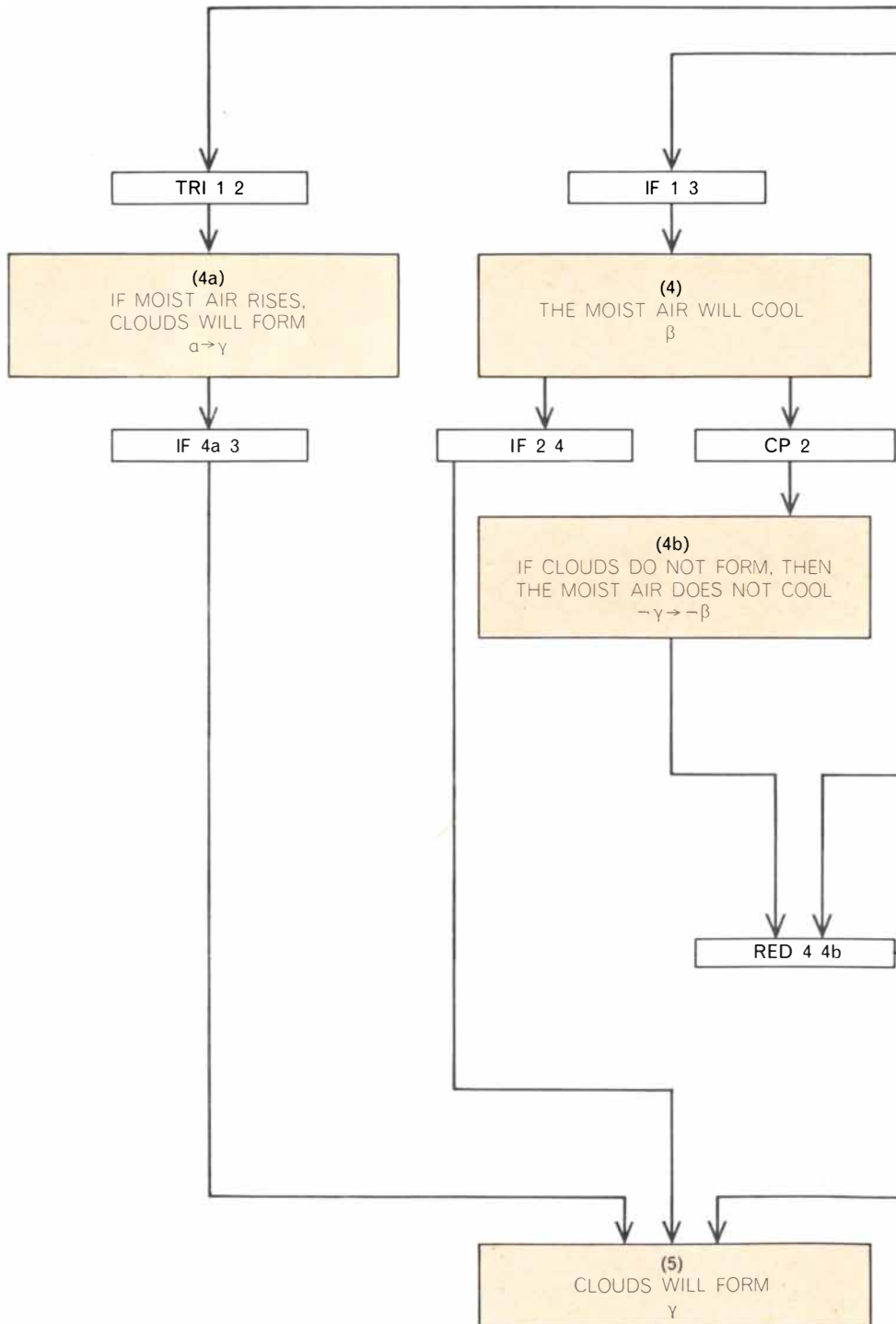
**GLOSSARY**

- $\alpha$  MOIST AIR RISES
- $\beta$  MOIST AIR COOLS OR WILL COOL
- $\gamma$  CLOUDS WILL FORM
- $\rightarrow$  FORMAL IMPLICATION
- $\neg$  NOT

**RULES OF INFERENCE**

- TRI** TRANSIVITY OF IMPLICATION  
(FROM  $X \rightarrow Y$  AND  $Y \rightarrow Z$ , DERIVE  $X \rightarrow Z$ )
- IF** MODUS PONENS  
(FROM  $X \rightarrow Y$  AND  $X$ , DERIVE  $Y$ )
- CP** CONTRAPOSITIVE  
(FROM  $X \rightarrow Y$ , DERIVE  $\neg Y \rightarrow \neg X$ )
- DNEG** DOUBLE NEGATION  
(FROM  $\neg \neg X$ , DERIVE  $X$ )
- RED** CONTRADICTION OF CONSEQUENT  
(FROM  $Y$  AND  $X \rightarrow \neg Y$ , DERIVE  $\neg X$ )

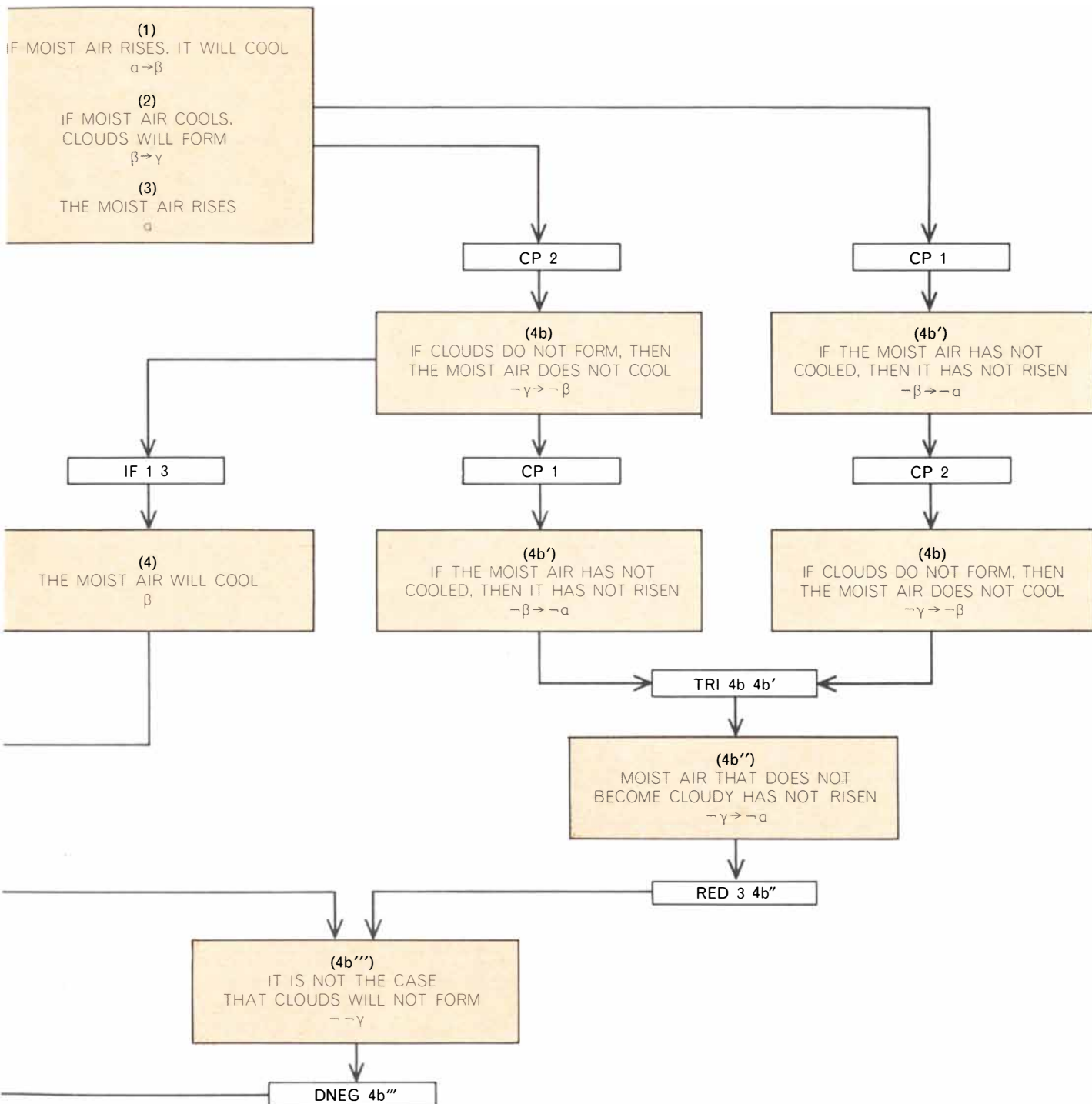
**TUTORIAL EXERCISE** in mathematical logic is an example of a more complex variety of computer-assisted instruction. The student may proceed from a set of given hypotheses (*top*) to a given conclusion (*bottom*) by any one of several routes. Each of the illustrated downward paths represents a legitimate logical attack on the problem and each constitutes a unique sequence of inferences (see legend and statements in logical notation below each of the numbered verbal statements). Ideally a tutorial computer program will show no preference for one path over another but will check the soundness of each step along any path and tell the student if he makes any mistakes in logic.



one) are “drill and practice” systems. Instruction programs that fall under this heading are merely supplements to a regular curriculum taught by a teacher. At Stanford we have experimented a great deal with elementary school mathematics at the drill-and-practice level, and I shall draw on our experience for examples of what can be accomplished with this kind of supplementation of a

regular curriculum by computer methods. Over the past 40 years both pedagogical and psychological studies have provided abundant evidence that students need a great deal of practice in order to master the algorithms, or basic procedures, of arithmetic. Tests have shown that the same situation obtains for students learning the “new math.” There seems to be no way to avoid a good deal

of practice in learning to execute the basic algorithms with speed and accuracy. At the elementary level the most important way in which computer-assisted instruction differs from traditional methods of providing practice is that we are in no sense committed to giving each child the same set of problems, as would be the case if textbooks or other written materials were used. Once a number





PLEASE TYPE YOUR NAME

ROBERT VALENTINE

DRILL NUMBER 604032

L.C.M. MEANS LEAST COMMON MULTIPLE

\_\_\_ IS THE L.C.M. OF 4 AND 9

TIME IS UP

36 IS THE L.C.M. OF 4 AND 9

23 IS THE L.C.M. OF 12 AND 8

WRONG

24 IS THE L.C.M. OF 12 AND 8

1 IS THE L.C.M. OF 15 AND 10

WRONG

\_\_\_ IS THE L.C.M. OF 15 AND 10

TIME IS UP, ANSWER IS 30

30 IS THE L.C.M. OF 15 AND 10

60 IS THE L.C.M. OF 12 AND 30

12 IS THE L.C.M. OF 2, 4, AND 6

40 IS THE L.C.M. OF 8, 10, AND 5

S. FOR SUMMARY S.

	NUMBER	PERCENT
CORRECT	14	70
WRONG	5	25
TIMEOUT	1	5

70% CORRECT IN BLOCK, 70% OVERALL TO DATE  
GOOD BYE, 0 FEARLESS DRILL TESTER.  
TEAR OFF ON DOTTED LINE

.....

**DRILL-AND-PRACTICE EXERCISE**, shown in abbreviated form, is typical of a simple computer-assisted instruction program that is designed to be responsive to the needs of individual students. The illustrated exercise is one of five that differ in their degree of difficulty; when the student types his name (*color*), the exercise best suited to him on the basis of computer-memory records of his previous performance is selected automatically. The first three questions and answers exemplify the ways in which the computer is programmed to deal with various shortcomings. The student fails to answer the first question within the allotted 10-second time limit; the computer therefore prints **TIME IS UP** and repeats the question, which the student then answers correctly (*color*). A wrong answer to the next question causes the computer to announce the error and repeat the question automatically; a second chance again elicits a correct answer. A wrong answer to the third question is compounded by failure to respond to the reiterated question within the time limit. Because this question has now drawn two unsatisfactory responses the automatic **TIME IS UP** statement is followed by a printing of the correct answer. The question is now repeated for a third and last time. Whether or not the student elects to copy the correct answer (he does so in this instance), the computer automatically produces the next question. Only six of the 20 questions that compose the drill are shown in the example. After the student's last answer the computer proceeds to print a summary of the student's score for the drill as well as his combined average for this and earlier drills in the same series. The drill-and-practice exercise then concludes with a cheery farewell to the student and an instruction to tear off the teletypetape.

of study "tracks," representing various levels of difficulty, have been prepared as a curriculum, it is only a matter of computer programming to offer students exercises of varying degrees of difficulty and to select the appropriate level of difficulty for each student according to his past performance.

In the program we ran in elementary grades at schools near Stanford during the academic year 1965-1966 five levels of difficulty were programmed for each grade level. A typical three-day block of problems on the addition of fractions, for example, would vary in the following way. Students at the lowest level (Level 1) received problems involving only fractions that had the same denominator in common. On the first two days levels 2 and 3 also received only problems in which the denominators were the same. On the third day the fraction problems for levels 2 and 3 had denominators that differed by a factor of 2. At Level 4 the problems had denominators that differed by a factor of 2 on the first day. At Level 5 the denominators differed by a factor of 3, 4, 5 or 6 on the first day. Under the program the student moved up and down within the five levels of difficulty on the basis of his performance on the previous day. If more than 80 percent of his exercises were done correctly, he moved up a level. If fewer than 60 percent of the exercises were done correctly, he moved down a level. The selection of five levels and of 80 and 60 percent has no specific theoretical basis; they are founded on practical and pedagogical intuition. As data are accumulated we expect to modify the structure of the curriculum.

Our key effort in drill-and-practice systems is being conducted in an elementary school (grades three through six) a few miles from Stanford. The terminals used there are ordinary teletype machines, each connected to our computer at Stanford by means of individual telephone lines. There are eight teletypes in all, one for each school classroom. The students take turns using the teletype in a fixed order; each student uses the machine once a day for five to 10 minutes. During this period he receives a number of exercises (usually 20), most of which are devoted to a single concept in the elementary school mathematics curriculum. The concept reviewed on any given day can range from ordinary two-digit addition to intuitive logical inference. In every case the teacher has already presented the concept and the pupil has had some

classroom practice; the computer-assisted drill-and-practice work therefore supplements the teacher's instruction.

The machine's first instruction—PLEASE TYPE YOUR NAME—is already on the teletype paper when the student begins his drill. The number of characters required to respond to this instruction is by far the longest message the elementary student ever has to type on the keyboard, and it is our experience that every child greatly enjoys learning how to type his own name. When the name has been typed, the pupil's record is looked up in the master file at the computer and the set of exercises he is to receive is determined on the basis of his performance the previous day. The teletype now writes, for example, DRILL 604032. The first digit (6) refers to the grade level, the next two digits (04) to the number of the concept in the sequence of concepts being reviewed during the year, the next two digits (03) to the day in terms of days devoted to that concept (in this case the third day devoted to the fourth concept) and the final digit (2) to the level of difficulty on a scale ranging from one to five.

The real work now begins. The computer types out the first exercise [*see illustration on opposite page*]. The carriage returns to a position at which the pupil should type in his answer. At this point one of three things can happen. If the pupil types the correct answer, the computer immediately types the second exercise. If the pupil types a wrong answer, the computer types WRONG and repeats the exercise without telling the pupil the correct answer. If the pupil does not answer within a fixed time (in most cases 10 seconds), the computer types TIME IS UP and repeats the exercise. This second presentation of the exercise follows the same procedure regardless of whether the pupil was wrong or ran out of time on the first presentation. If his answer is not correct at the second presentation, however, the correct answer is given and the exercise is typed a third time. The pupil is now expected to type the correct answer, but whether he does or not the program goes on to the next exercise. As soon as the exercises are finished the computer prints a summary for the student showing the number of problems correct, the number wrong, the number in which time ran out and the corresponding percentages. The pupil is also shown his cumulative record up to that point, including the amount of time he has spent at the terminal.

A much more extensive summary of

student results is available to the teacher. By typing in a simple code the teacher can receive a summary of the work by the class on a given day, of the class's work on a given concept, of the work of any pupil and of a number of other descriptive statistics I shall not specify here. Indeed, there are so many questions about performance that can be asked and that the computer can answer that teachers, administrators and supervisors are in danger of being swamped by more summary information than they can possibly digest. We are only in the process of learning what summaries are most useful from the pedagogical standpoint.

A question that is often asked about drill-and-practice systems is whether we have evidence that learning is improved by this kind of teaching. We do not have all the answers to this complex question, but preliminary analysis of improvement in skills and concepts looks impressive when compared with the records of control classes that have not received computer-assisted instruction. Even though the analysis is still under way, I should like to cite one example that suggests the kind of improvement that can result from continued practice, even when no explicit instructions are given either by the teacher or by the computer program.

During the academic year 1964–1965 we noticed that some fourth-grade pupils seemed to have difficulty changing rapidly from one type of problem format to another within a given set of exercises. We decided to test whether or not this aspect of performance would improve with comparatively prolonged practice. Because we were also dissatisfied with the level of performance on problems involving the fundamental commutative, associative and distributive laws of arithmetic, we selected 48 cases from this domain.

For a six-day period the pupils were cycled through each of these 48 types of exercise every two days, 24 exercises being given each day [*see illustration on page 208*]. No specific problem was repeated; instead the same problem types were encountered every two days on a random basis. The initial performance was poor, with an average probability of success of .53, but over the six-day period the advance in performance was marked. The proportion of correct answers increased and the total time taken to complete the exercises showed much improvement (diminishing from an average of 630 seconds to

279 seconds). Analysis of the individual data showed that every pupil in the class had advanced both in the proportion of correct responses and in the reduction of the time required to respond.

The next level of interaction of the pupil and the computer program is made up of "tutorial" systems, which are more complex than drill-and-practice systems. In tutorial systems the aim is to take over from the classroom teacher the main responsibility for instruction. As an example, many children who enter the first grade cannot properly use the words "top" and "bottom," "first" and "last" and so forth, yet it is highly desirable that the first-grader have a clear understanding of these words so that he can respond in unequivocal fashion to instructions containing them. Here is a typical tutorial sequence we designed to establish these concepts: 1. The child uses his light pen to point to the picture of a familiar object displayed on the cathode-ray-tube screen. 2. The child puts the tip of his light pen in a small square box displayed next to the picture. (This is the first step in preparing the student to make a standard response to a multiple-choice exercise.) 3. The words FIRST and LAST are introduced. (The instruction here is spoken rather than written; FIRST and LAST refer mainly to the order in which elements are introduced on the screen from left to right.) 4. The words TOP and BOTTOM are introduced. (An instruction to familiarize the child with the use of these words might be: PUT YOUR LIGHT PEN ON THE TOY TRUCK SHOWN AT THE TOP.) 5. The two concepts are combined in order to select one of several things. (The instruction might be: PUT YOUR LIGHT PEN ON THE FIRST ANIMAL SHOWN AT THE TOP.)

With such a tutorial system we can individualize instruction for a child entering the first grade. The bright child of middle-class background who has gone to kindergarten and nursery school for three years before entering the first grade and has a large speaking vocabulary could easily finish work on the concepts I have listed in a single 30-minute session. A culturally deprived child who has not attended kindergarten may need as many as four or five sessions to acquire these concepts. It is important to keep the deprived child from developing a sense of failure or defeat at the start of his schooling. Tutorial "branches" must be provided that move downward to very simple presentations, just as a good tutor will use an increasingly simplified approach when he re-


alizes that his pupil is failing to understand what is being said. It is equally important that a tutorial program have enough flexibility to avoid boring a bright child with repetitive exercises he already understands. We have found it best that each pupil progress from one concept in the curriculum to another only after he meets a reasonably stiff criterion of performance. The rate at which the brightest children advance may be five to 10 times faster than that of the slowest children.

In discussing curriculum materials one commonly distinguishes between "multiple-choice responses" and "constructed responses." Multiple-choice exercises usually limit the student to three, four or five choices. A constructed re-

sponse is one that can be selected by the student from a fairly large set of possibilities. There are two kinds of constructed response: the one that is uniquely determined by the exercise and the one that is not. Although a good part of our first-grade arithmetic program allows constructed responses, almost all the responses are unique. For example, when we ask for the sum of 2 plus 3, we expect 5 as the unique response. We have, however, developed a program in mathematical logic that allows constructed responses that are not unique. The student can make any one of several inferences; the main function of the computer is to evaluate the validity of the inference he makes. Whether or not the approach taken by the student is a wise one is not indicated

until he has taken at least one step in an attempt to find a correct derivation of the required conclusion. No two students need find the same proof; the tutorial program is designed to accept any proof that is valid [see illustration on pages 214 and 215]. When the student makes a mistake, the program tells him what is wrong with his response; when he is unable to take another step, the program gives him a hint.

It will be evident from these examples that well-structured subjects such as reading and mathematics can easily be handled by tutorial systems. At present they are the subjects we best understand how to teach, and we should be able to use computer-controlled tutorial systems to carry the main load of teaching such subjects. It should be empha-



**ESSENTIAL COMPONENTS** that allow interaction of computer and student are grouped at this terminal console. The cathode ray tube (*right*) replaces the earlier teletypewriter roll as a more flexible means of displaying computer instructions and questions. Earphones or a loudspeaker reproduce spoken words that are par-

ticularly important in primary school instruction. Students may respond to instructions by use of the terminal's keyboard or by use of a light pen (*extreme right*); programs that will enable the computer to receive and respond to the student's spoken words are under study. Supplemental displays are shown on the screen at left.



sized, however, that no tutorial program designed in the near future will be able to handle every kind of problem that arises in student learning. It will remain the teacher's responsibility to attempt the challenging task of helping students who are not proceeding successfully with the tutorial program and who need special attention.

Thus a dual objective may be achieved. Not only will the tutorial program itself be aimed at individualized instruction but also it will free the teacher from many classroom responsibilities so that he will have time to individualize his own instructional efforts. At Stanford we program into our tutorial sessions an instruction to the computer that we have named `TEACHER CALL`. When a student has run through all branches of a concept and has not yet met the required criterion of performance, the computer sends a teacher call to the proctor station. The teacher at the proctor station then goes to the student and gives him as much individualized instruction as he needs.

At the third and deepest level of student-computer interaction are systems that allow a genuine dialogue between the student and the program. "Dialogue systems" exist only as elementary prototypes; the successful implementation of such systems will require the solving of two central problems. The first may be described as follows: Suppose in a program on economic theory at the college level the student types the question: `WHY ARE DEMAND CURVES ALWAYS CONVEX WITH RESPECT TO THE ORIGIN?` It is difficult to write programs that will recognize and provide answers to questions that are so broad and complex, yet the situation is not hopeless. In curriculum areas that have been stable for a long time and that deal with a clearly bounded area of subject matter, it is possible to analyze the kinds of questions students ask; on the basis of such an analysis one can make considerable progress toward the recognition of the questions by the computer. Nonetheless, the central intellectual problem cannot be dodged. It is not enough to provide information that will give an answer; what is needed is an ability on the part of the computer program to recognize precisely what question has been asked. This is no less than asking the computer program to understand the meaning of a sentence.

The second problem of the dialogue system is one that is particularly critical with respect to the teaching of elemen-

tary school children. Here it is essential that the computer program be able to recognize the child's spoken words. A child in the first grade will probably not be able to type even a simple question, but he can voice quite complex ones. The problem of recognizing speech adds another dimension to the problem of recognizing the meaning of sentences.

In giving an example of the kind of dialogue system we are currently developing at Stanford I must emphasize that the program I am describing (which represents an extension of our work in mathematical logic) is not yet wholly operational. Our objective is to introduce students to simple proofs using the associative and commutative laws and also the definitions of natural numbers as successors of the next smallest number (for example,  $2 = 1 + 1$ ,  $3 = 2 + 1$  and  $4 = 3 + 1$ ). Our aim is to enable the student to construct proofs of simple identities; the following would be typical instances:  $5 = 2 + 3$  and  $8 = (4 + 2) + 2$ . We want the student to be able to tell the computer by oral command what steps to take in constructing the proof, using such expressions as `REPLACE 2 BY 1 + 1` or `USE THE ASSOCIATIVE LAW ON LINE 3`. This program is perfectly practical with our present computer system as long as the commands are transmitted by typing a few characters on the keyboard. A major effort to substitute voice for the keyboard is planned for the coming year; our preliminary work in this direction seems promising.

But these are essentially technological problems. In summarizing some other problems that face us in the task of realizing the rich potential of computer-assisted individual instruction, I should prefer to emphasize the behavioral rather than the technological ones. The central technological problem must be mentioned, however; it has to do with reliability. Computer systems in education must work with a much higher degree of reliability than is expected in computer centers where the users are sophisticated scientists, or even in factory-control systems where the users are experienced engineers. If in the school setting young people are put at computer terminals for sustained periods and the program and machines do not perform as they should, the result is chaos. Reliability is as important in schools as it is in airplanes and space vehicles; when failure occurs, the disasters are of different kinds, but they are equally conclusive.

The primary behavioral problem involves the organization of a curriculum.

For example, in what order should the ideas in elementary mathematics be presented to students? In the elementary teaching of a foreign language, to what extent should pattern drill precede expansion of vocabulary? What mixture of phonics and look-and-say is appropriate for the beginning stages of reading? These are perplexing questions. They inevitably arise in the practical context of preparing curriculum materials; unfortunately we are far from having detailed answers to any of them. Individualized instruction, whether under the supervision of a computer or a human tutor, must for some time proceed on the basis of practical judgment and rough-and-ready pedagogical intuition. The magnitude of the problem of evolving curriculum sequences is difficult to overestimate: the number of possible sequences of concepts and subject matter in elementary school mathematics alone is in excess of  $10^{100}$ , a number larger than even generous estimates of the total number of elementary particles in the universe.

One of the few hopes for emerging from this combinatorial jungle lies in the development of an adequate body of fundamental theory about the learning and retention capacity of students. It is to be hoped that, as systematic bodies of data become available from computer systems of instruction, we shall be able to think about these problems in a more scientific fashion and thereby learn to develop a more adequate fundamental theory than we now possess.

Another problem arises from the fact that it is not yet clear how critical various kinds of responses may be. I have mentioned the problem of interpreting sentences freely presented by the student, either by the written or by the spoken word. How essential complex constructed responses to such questions may be in the process of learning most elementary subjects is not fully known. A problem at least as difficult as this one is how computer programs can be organized to take advantage of unanticipated student responses in an insightful and informative way. For the immediate future perhaps the best we can do with unanticipated responses is to record them and have them available for subsequent analysis by those responsible for improving the curriculum.

The possible types of psychological "reinforcement" also present problems. The evidence is conflicting, for instance, whether students should be immediately informed each time they make a mistake. It is not clear to what extent stu-

dents should be forced to seek the right answer, and indeed whether this search should take place primarily in what is called either the discovery mode or the inductive mode, as opposed to more traditional methods wherein a rule is given and followed by examples and then by exercises or problems that exemplify the rule. Another central weakness of traditional psychological theories of reinforcement is that too much of the theory has been tested by experiments in which the information transmitted in the reinforcement procedure is essentially very simple; as a result the information content of reinforcement has not been sufficiently emphasized in theoretical discussions. A further question is whether or not different kinds of reinforcement and different reinforcement schedules should be given to children of different basic personality types. As far as I know, variables of this kind have not been built into any large-scale curriculum effort now under way in this country.

Another pressing problem involves the effective use of information about the student's past performance. In standard classroom teaching it is impossible to use such records in a sensitive way; we actually have little experience in the theory or practice of the use of such information. A gifted tutor will store in his own memory many facts about the past performance of his pupil and take advantage of these facts in his tutorial course of study, but scientific studies of how this should be done are in their infancy. Practical decisions about the amount of review work needed by the individual, the time needed for the introduction of new concepts and so forth will be mandatory in order to develop the educational computer systems of the future. Those of us who are faced with making these decisions are aware of the inadequacy of our knowledge. The power of the computer to assemble and provide data as a basis for such decisions will be perhaps the most powerful impetus to the development of education theory yet to appear. It is likely that a different breed of education research worker will be needed to feel at home with these vast masses of data. The millions of observational records that computers now process in the field of nuclear physics will be rivaled in quantity and complexity by the information generated by computers in the field of instruction.

When students are put to work on an individualized basis, the problem of keeping records of their successes and failures is enormous, particularly when

those records are intended for use in making decisions about the next stage of instruction. In planning ways to process the records of several thousand students at Stanford each day, we found that one of the most difficult decisions is that of selecting the small amount of total information it is possible to record permanently. It is not at all difficult to have the data output run to 1,000 pages a day when 5,000 students use the terminals. An output of this magnitude is simply more than any human being can digest on a regular basis. The problem is to reduce the data from 1,000 pages to something like 25 or 30. As with the other problems I have mentioned, one difficulty is that we do not yet have the well-defined theoretical ideas that could provide the guidelines for making such a reduction. At present our decisions are based primarily on pedagogical intuition and the traditions of data analysis in the field of experimental psychology. Neither of these guidelines is very effective.

A body of evidence exists that attempts to show that children have different cognitive styles. For example, they may be either impulsive or reflective in their basic approach to learning. The central difficulty in research on cognitive styles, as it bears on the construction of the curriculum, is that the research is primarily at an empirical level. It is not at all clear how evidence for the existence of different cognitive styles can be used to guide the design and organization of individualized curriculum materials adapted to these different styles. Indeed, what we face is a fundamental question of educational philosophy: To what extent does society want to commit itself to accentuating differences in cognitive style by individualized techniques of teaching that cater to these differences? The introduction of computers in education raises this question in a new and pressing way. The present economics of education is such that, whatever we may think about the desirability of having a diverse curriculum for children of different cognitive styles, such diversity is not possible because of the expense. But as computers become widely used to offer instruction in the ways I have described here, it will indeed be possible to offer a highly diversified body of curriculum material. When this occurs, we shall for the first time be faced with the practical problem of deciding how much diversity we want to have. That is the challenge for which we should be prepared.



**Systems Applications Analyst—** Investigate and develop information handling systems based upon the use of Xerox products, technology, systems design and engineering capabilities. Investigate ways of using equipment in new and novel applications and prepare proposals. Support field salesmen in analysis of customers' needs. Identify and define needs for new or modified products to expand applications of current products. Minimum of four years experience in business systems design, applications engineering, sales, or manufacturing. BS in technical field, MBA desirable.

**Software Development/Systems Programmers—** Must have awareness and interest in advanced state of the art software. Familiarity with query language and compiler techniques. Work in query language, data base management, time sharing, graphics applications, and information storage and retrieval applications to specific problem areas. Analyze requirements and recommend state of the art solutions with Xerox products. Requires the ability to communicate both orally and in writing. Degree in Engineering, Physical Sciences, Math, or related areas. Experience in systems design of large information retrieval, communications and time shared applications. Programming experience in language development helpful.

**Test Engineers—** BSEE or BSME required with 5-8 years' experience in product design, field engineering, manufacturing and/or quality control involving complex electro-mechanical or electronic systems. Responsible for developing test programs from initial design concept to prototype and manufacturing evaluations on complex systems in electronic, mechanical and optical fields. Also design analysis and process planning and modification.

These positions are in suburban Rochester, New York. Please forward your resume, including salary history, in confidence to: Mr. G. L. Swanson, Dept. BBJ-118, Xerox Corporation, P.O. Box 1540, Rochester, New York 14603.

**XEROX**  
An Equal Opportunity Employer

## Behind the image, what's Xerox really doing?



The electrostatically charged beads in this photomicrograph are transporting developer powder to a xerographic plate. This may be an unconventional way to form an image. But doing the conventional has never been Xerox's idea of how to stay on top of today's information explosion.

Taking an unconventional approach describes most of the things our Information Systems Division is doing in graphic communications. Like the Xerox Magnavox Telecopier which transmits and receives documents over a conventional telephone. Or LDX (Long Distance Xerography) which can transmit and receive images across continents or oceans. Both of these developments are realities. Both bring us the future today.

The key word to the future of the Information Systems Division is "Systems," because Xerox concentrates on the total approach to graphic communications, including the storage, retrieval, recording, transmission and reception of information. Xerox is already working on many exciting new concepts of communications such as 3-dimensional imaging, color xerography, and global transmission of images through computer techniques. All designed to condense the information explosion and transmit its ideas at speeds approximating real-time. This is the aim of the Information Systems Division.

If you see here the kind of meaningful future you should be part of, consider it in light of the career opportunities on the opposite page.

# XEROX

LDX AND XEROX ARE TRADEMARKS OF XEROX CORPORATION  
MAGNAVOX IS A TRADEMARK OF MAGNAVOX CORPORATION





---

## HOW TO COLLECT, INTEGRATE AND DISTRIBUTE DATA

---

If any one symbol can represent the rapid changes of the "sizzling sixties," it's the computer. Data processing has won not only wide acceptance as a vital function of efficient business operations, but is growing more sophisticated with greater reliance on real-time operations.

In turn, this reliance on real-time processing has placed renewed emphasis on data communications. Data must be available quickly for management to make timely, accurate decisions. And, regardless how sophisticated your data system may be, Teletype sets remain the simplest, most reliable and least costly terminal equipment for collecting, integrating and distributing data.

The integration of communications within data processing systems has helped solve many business problems by:

- Assuring management of adequate, timely information to make accurate decisions,
- Eliminating the costly errors caused by duplicated paperwork,

- Speeding distribution by cutting costly paperwork,
- Reducing customer complaints, and
- Enabling management to communicate quickly with remote computer centers.

### **Getting data in time for decisions**


Nothing can be as useless to you as information that arrives too late. Wrong decisions are made. Production is slowed. Deliveries are late. Customers are dissatisfied or lost. Yet, none of these situations need ever exist.

Using Teletype machines for communications within a data processing system, assures you of getting information where you need it — when you need it. You'll be able to make better informed, more timely decisions that could spell the difference between profit and loss.

This problem faced a New Jersey food processor, who had been receiving sales and inventory statistics by mail from its two branch offices. By the time these reports were processed, the information was too old to use in reaching important management decisions. The processor had Teletype ASR (automatic send-receive) sets installed at all three locations. Now, daily statistics are received in minutes and processed into up-to-date reports. This reduces inventory costs and enables the processor to close its books eight days earlier each month.

### **Eliminating duplicate paperwork errors**

How often do errors in order processing result in producing the wrong size or quantity? How often have prices been misquoted or customers lost due to incorrect shipments? These are typical problems



resulting from errors caused by duplicating data from one department to another. You can eliminate these situations with a system that speeds the handling and processing of data by including Teletype communications equipment.

Sales order information can be prepared on Teletype machines, reviewed, and transmitted directly to Teletype receiving sets in other departments. In addition to sending each department accurate information, Teletype sets can selectively "edit" this information. Thus, such data as order numbers can be sent to all departments, while cost data is directed only to accounting, billing and management departments.

This is what a metal products manufacturer did to cut order processing time 75 percent. By using Teletype ASR sets, minutes after an order comes in the data is sent to shipping and production departments—each receiving only the data it needs. A few of the resulting benefits include in-stock items shipped the same day, production orders scheduled three

to seven days faster, overtime reduced, and errors greatly reduced.

**Moving inventory faster** Many companies are finding that profits are being eaten away by high inventory and distribution costs. They often find themselves having to justify a high inventory on the grounds it's needed to meet fluctuating customer requirements.

Yet, other companies have cut inventory costs while keeping a larger

selection of stock on hand. They have learned that an effective data communications system eliminates inventory that stands idle waiting for slow-moving paperwork. By using Teletype equipment to link business machines with existing channels of communications, they are provided with instant, accurate data collection, integration, and distribution. Thus, they can handle a larger volume of business faster with more efficiency and less error.

Due to the rapid decay of critical radioactive pharmaceuticals, a national drug company had a serious inventory problem. To solve it, the firm had Teletype machines installed at all of its 26 branches to provide the necessary speed, efficiency and written verification required to plan production and delivery of these drugs. Now orders are instantly received by a Teletype set, and prepared, packaged and shipped almost immediately.

**Reducing customer complaints** Today, customer service is often the deciding factor in who gets the order. Yet, rapid expansion has greatly strained the capacities of many companies to properly service their customers. This is why computers and data communications have become so important in speeding the order processing, production and shipping operations. And, regardless of the distance, Teletype equipment plays an important role in the gathering and forwarding of information needed for fast service.

Many banks are relying on data communications equipment to improve the efficiency of their customer services. A midwestern bank uses a Teletype ASR set to transfer funds, to notify customers when loan payments are due, to speed transmittal of correspondence, and for many other related functions.

**Solving your communications problems** There are many other applications in which Teletype equipment helps improve business operations, such as using Teletype sets to link companies to a remote computer center on a time-sharing basis. You can see why Teletype equipment is made for the Bell System and others who require reliable, low cost communications.

Our brochure, "WHAT DATA COMMUNICATIONS CAN DO FOR YOU," further explains how an effective data communications system can cut your costs while building your profits. To obtain a copy, contact: Teletype Corporation, Dept. 35J, 5555 Touhy Avenue, Skokie, Illinois 60076.



# INFORMATION STORAGE AND RETRIEVAL

Computers and various means of storing information in highly reduced form are making libraries more efficient, but the goal of providing instant access to almost everything ever published remains distant

by Ben-Ami Lipetz

One of man's unique characteristics is his ability to communicate his thoughts and experience to his fellows. He communicates not only by means of transient sounds and gestures, as various other animals do to some extent, but also by means of durable packets of intelligible information in such forms as handwriting, printing, drawings, photographs, sound recordings and instrument traces. These durable packets of information—which accumulate by the millions, if not the billions, each year—can be collectively described as records. Records can be, and frequently are, gathered into organized collections from which they can be recovered as the need arises. The field of information storage and retrieval is thus concerned with methods of creating and managing collections of records to facilitate the recovery of pertinent records as they are needed.

Ideally the individual would like to have both access to large numbers of potentially useful records and the ability to retrieve rapidly and accurately the particular records that pertain to each of his specific needs as it arises. Some 20 years ago the emergence of electronic technology for computation and data processing, and the rapid improvement of photographic technology, inspired in people working in these fields the dream of putting huge collections of records, such as the entire Library of Congress, at the fingertips of any user anywhere, and of giving each user the means to search such a collection almost instantaneously. The transmission of records, the translation of foreign languages, the integration of newly acquired information into the collection—all would be accomplished automatically.

In spite of the extraordinary advances

in computer technology, described by the authors of other articles in this issue, we are still a long way from the implementation of this dream. Why has it proved so elusive?

Exceptional progress has been made in providing high-speed access to carefully defined and limited stores of records. With progress, however, has come the realization that the ultimate goal is far more difficult to achieve than had been thought earlier. It involves not only the development of techniques for storing and manipulating records but also the improvement of our understanding and simulation of the ways in which people make associations and value judgments, together with the development of more reliable methods of predicting human information needs. The problem is largely an intellectual one, not simply one of developing faster and less expensive machinery.

The use of information storage and retrieval systems is a matter of everyday experience for literate people. The public lending library is perhaps the most widely known example. Most readers will be familiar also with specialized research libraries and technical information centers of various kinds. But information storage and retrieval is not confined to libraries; it is commonplace in everyday life. Correspondence files, accounting systems, inventory-control systems, directories—all are information storage and retrieval systems. So are collections of cooking recipes or of amateur color slides. Even the ubiquitous dictionary, as well as the index to a book or a journal, is an example of information storage and retrieval systems. All these examples are comprised of records to which one may address a variety of allowable questions (that is, questions

within the intended scope of the collection) with a reasonable expectation of retrieving a selection of records in response to each question.

Many seemingly different activities can be observed in information storage and retrieval systems. Operationally, however, all such systems employ only three basic processes: the analysis of records, the derivation of new records from old ones and the physical displacement of records over a distance. Analysis is the central ingredient that determines whether and how new records should be created and whether existing records should be transferred or transmitted. In analyzing a record one compares it with something—another record, a list of significant features to be examined or information already assimilated in one's mind. Subsequent action is determined by the finding of a match or a mismatch between the record and the thing with which it is being compared. Finding or not finding a specified feature in a record implies comparison. Satisfactory comparison, however, requires the ability to recognize the important features in a record. This is not an easy task to turn over to a machine.

Provided that effective methods of analysis can be devised, an information storage and retrieval system operates as follows. Records are gathered or in-

“KWIC” INDEX, which stands for Key Word in Context, is a computer-produced concordance (*opposite page*) in which every significant word in the title of a scientific paper appears alphabetically in a list that provides all or most of the full title and the complete reference in code. The index, which contains titles from 690 leading journals, constitutes the weekly *Chemical Titles*, published by Chemical Abstracts Service.




ASSOCIATION OF S OF AN IRRADIATED + 1,2,7,8-DI-BENZO-3,4-HESIS OF TETRA-O-METHYL OF INDANTHRONE. 7,16-E EXCHANGE + RELATE+SYNTHESIS OF TWO E + ENZYMIC SYNTHESIS OF ACID. INHIBITION OF HYDROPHOBIC BONDING TO HYDROPHOBIC BONDING TO NUCLEAR SUBSTITUTION IN G.= SYNTHESIS OF OF DIHYDRO FOLATE AND ADDITION COMPOUNDS OF OF SITSIRIKINE, REARRANGEMENT OF 2,3-DERIVATIVES OF 5,6-ZHI-NAPHTHALENE-3,4-OF 5-CYANO-1,2-AMINO-1,2-FERTILITY OF 3A-(10,11)-CTIONS OF 2-AMINO-7,8-MAGNETIC RESONANCE AND Y EVALUATION AS BRONCHO ND THE FERMI SURFACE OF TRONG COUPLING LIMIT IN S EFFECT IN MAGNETICALLY TION OF OIL DROPLETS IN ORRELATIONS IN A RANDOM RATURE SPECIFIC HEAT IN OF THORIUM FROM OF CORNCOBUS WITH T 4.3 MM WAVELENGTH FOR OF A SYSTEM OF RENAL CONCENTRATING AND RY WITH SPECIA+STANDARD IONS IN DEUTER+HEATS OF DIVISION OF SPECTRUM OF A ONE OARD BY ACETYLATION.= M SULFATES.= UNIT CELL 2,4-DI CYANO PENTANE, A PHOTO SENSITIZED DIONE.= PHOTO PHOTOLYSIS. EXO-PHOTOLYSIS OF ACID CATALYTIC E.= BEHAVIOR OF 5-CYANO- + TERS IN SPECIAL SILICON F-P-AMINO HIPPARATE AND 5B-PREGNANE-3B,20A-RMATION OF WESTPHALEN/S E BOND+ADDITION OF 1,2-PREGNA-4,6-DIENE-3,20-N AND THIAZOLIDINE 2,4-THYL CYCLO PENTANE-1,3-NYL-5,6-BENZ INDOAN-1,3-METHYL-AS-TRIAZENE-3,5-ETHYL PREG-4-ENE-3,20-NOVEL 1,3,2-2-N-BUTOXY-1,3,2-BENZO PIR0-2-ED DERIVATIVES OF 1,3-IN FROM CORYNEBACTERIUM RAIN OF CORYNEBACTERIUM F NITROGEN IMPU+DIPOLE-LUTE FERRO ELECTRIC.= SPINS.= NUCLEAR CT IN CESIUM + MAGNETIC SUBSTITUTED CYCLO HEXA+ SPECTRUM, STRUCTURE, INTERNAL ROTATION AND ND THE NEUTRON ELECTRIC CHLORIDE DERIVATIVES.= RING COMPOUNDS. PENDENCE, AND MOLECULAR TIONS OF NITROGEN IMPU+ CYCLO ADDITION BY 1,3-REPELLENCE TO RESIN = COMPOSITION OF A HIUM-149.= MIXED PERTURBATIONS IN OUT-OF-AXIAL THETA PINCH AT VARIOUS PRESSURE AND THEORY OF OZONATORS. OF STABILIZING AN ARC D BY HYPOTHAL+OVULATORY OF MERCURIOUS BROMIDE. USE OF HIGH FREQUENCY HIGH VOLTAGE ELECTRICAL ORIDE WITH POTASSIUM(I) RO ETHYLENE BY ELECTRIC DITIVES IN AN ELECTRIC ED AND CONTINUOUS XENON ION+NON-LINEARITIES AND N PATIENTS WITH VARIOUS H NEO PLASTIC AND OTHER RELATIONS. LIGHT DUTY METHYL-1,3-EFFECT OF THE SCREW ALPHA IRON CONTAINING+ TRIBUTION ABOUT AN EDGE CHROMIUM-RHENIUM, AND YSTAL GALLIUM+GROWTH AND FAULT WIDTH OF SPLIT IY IN SOLIDS WITH STEP RADICAL. ADDITION, ELECTRON MOBILITY IN ACTI+SOLUBILIZATION OF OF PAIR-1 POLYMERS OF OIL. REMOVAL OF AQUEOUS PHASE AND A OF NEODYMIUM GLASS IN A ON THE ADSORBING AND THE + OPTICAL ROTATORY ON. + OPTICAL ROTATORY PHONON CARBON BLACK DICHOISM AND ROTATORY NUCLEO+OPTICAL ROTATORY SE OF THE PETROCHEMICAL DICHOISM AND ROTATORY THEORY OF THE ROTATORY TIVES.+OPTICAL ROTATORY ATIOS IN CUBIC CRYSTAL

DHYDRIC ALCOHOLS AND PHENOLS.= DIHYDRIC PHENOLS AS THE STABILIZER DIHYDRO ACRIDINE.= + 1,2-BENZO AND DIHYDRO AVERYTHRIN.= + SYNT DIHYDRO DI NAPHTHO (2,3,8,9,10,11) DIHYDRO ERGOT AMINE ON INTERCEPT DIHYDRO FARNESYL NAPHTHO QUINONES DIHYDRO FOLATE AND DIHYDRO PTEROAT DIHYDRO FOLIC REDUCTASE BY SOME DIHYDRO FOLIC REDUCTASE. CONFORMA DIHYDRO FOLIC REDUCTASE. MODE OF DIHYDRO FURO CUMARINS.= DIHYDRO JASMONE BY THERMAL CRACKIN DIHYDRO PTEROATE IN CELL FREE DIHYDRO PYRAN DERIVATIVES AND POLY DIHYDRO SITSIKINE AND ISO SITSIRIK DIHYDRO-1,2-DIAZEPIN-4-OLS TO DIHYDRO-P-OI THINO-2,3-OI CARBOXY DIHYDRO-2-ARIMIDENE.= + ON 1- DIHYDRO-2-IMINO-1-METHYL PYRIMIDIN DIHYDRO-2,2-DI METHYL-5- TRIAZINES DIHYDRO-4H-1,3,4-OXADIAZINES.= DIHYDRO-5H-DI BENZO(A,D) CYCLO DIHYDRO-7-HYDROXY PTERIDINE.=+ REA DILATOMETRY FOR ESTIMATING SOLIOS DILATORS.= + ANALOGS. PRELIMINAR DILUTE ALLOYS OF ZINC.= + EFFECT A DILUTE ALLOYS.= + THERMO ELECTRIC DILUTE EMULSIONS.= + AND FLOCCULA DILUTE FERRO ELECTRIC.= DIPOLE C DILUTE MAGNETIC ALLOYS.=+LOW TEMPE DILUTE SOLUTIONS BY GELATIN TANNAT DILUTE SOLUTIONS OF SULFURIC ACID. DILUTE SOLUTIONS.=+BRIDGE METHOD A DILUTED NUCLEAR SPINS. SPIN LATTIC DILUTING MECHANISMS.= + AGENT, ON DILUTION METHOD FOR FLAME PHOTOMET DILUTION OF SOME ELECTROLYTE Solut DIMENSIONAL AND ANGULAR VARIABLE DIMENSIONAL CHAIN WITH RANDOMLY DIMENSIONAL STABILIZATION OF HARDB DIMENSIONS OF THE METAL HYDRAZINIUM DIMERIC MODEL OF SYNDIOTACTIC POLY DIMERIZATION OF A-PHELLANDRENE.= DIMERIZATION OF BENZO CYCLO BUTENE DIMERIZATION OF DI METHYL MALEIC DIMERIZATION OF P-PHEN OXY STYRENE DIMORPHISM IN THORIUM TETRA BROMID DIMORPHIC REARRANGEMENT. ABNORMAL B DODES.=+INDUCED DISPLACEMENT CLUS DIOAST IN NEPHRUS KIDNEY. + O DIOL AND 4-PREGNENE-20A-OL-3-ONE.= DIOL DI ACETATE.= CONFO DIOLS AND GLYCIDYL ETHERS ON DOUBL DIONE AND ITS 2A-ACET OXY DERIVATI DIONE.= + WITH 2-THIO HYDANTOIN DIONE.= + 1-NAPHTHOL WITH 2-PHE DIONE.=+OF THE MOLECULE 2,4-DI PHE DIONE, (5-TRI FLUORO METHYL-6- DIONES.=+OXY-6-HYDROXY-6-HYDROXY M DIOXABICYCLO(3,3,0)OCTANE.= DIOXABORAZOLONE-2-SPIRO-2-(1,3/3, DIOXABOROLE AND BIDENTATE LIGANDS. DIOXABOROLEI (TROPID PHENYLENE DIPHOLAN.=+ OF SOME 2,4-DISUBSTITA DIPHHTHERIAE.= + SIDE CHA DIPHHTHERIAE.= + A PARK-WILLIAMS ST DIPOLE AND EXCHANGE INTERACTIONS O DIPOLE CORRELATIONS IN A RANDOM DI DIPOLE FIELD QUENCHING OF INTEGER DIPOLE INTENSITIES AND ZEEMAN EFPE DIPOLE MOMENT AND CONFORMATION OF DIPOLE MOMENT AND INTERNAL HINDRAN DIPOLE MOMENT OF P-FLUORO TOLUENE. DIPOLE MOMENT.= + INVARIANCE A DIPOLE MOMENTS OF PHOSPHO NITRILE DIPOLE MOMENTS OF TRANS-2,3- AND DIPOLE MOMENTS.= + VIBRATIONAL DE DIPOLE-DIPOLE AND EXCHANGE INTERAC DIPOLES. REVIEW AND ADVANCES.= DIPPED FABRIC RADIATION BY POLY DIRECTED NUCLEAR AMINATION SYSTEM. DIRECTIONAL CORRELATIONS IN PROCT DIRECTIONAL CORRELATIONS IN TANTAL DIRECTIONS ON SAMPLES OF NEODYMIUM DISCHARGE AT HIGHER DENSITIES.= DISCHARGE DISTANCES.= + IN HELIUM. DISCHARGE IN HELIUM AT VARIOUS DISCHARGE IN THE SPECTRAL ANALYSIS DISCHARGE OF GONADO TROPINS INDUCE DISCHARGE OF IODIDE, SULFATE, AND DISCHARGE PLASMA FOR GROWING CRYST DISCHARGE REACTIONS OF FATS AND DISCHARGE.= + IM POTASSIUM CHL DISCHARGE.= + OF POLY TETRA FLUO DISCHARGE.=+CARBON DI OXIDE WITH A DISCHARGES.= SPECTRA OF PULS DISCONTINUITIES OF THE PHOTO MISS DISEASES.= + TROPIN EXCRETION I DISEASES.=+ PLASMA OF PATIENTS WIT DISHWASHING FORMULATIONS.= DISILACYCLOPENTENE WITH HYDROBROMI DISLOCATION ARRANGEMENT ON THE LAT DISLOCATION DAMPING IN COLD WORKED DISLOCATION IN A METAL.= + DIS DISLOCATION STRUCTURE IN CHROMIUM, DISLOCATION STRUCTURE OF SINGLE CR DISLOCATIONS IN QUARTZ CRYSTALS.= DISLOCATIONS ON HIGH TEMPERATURE DISLOCATIONS.= + THERMAL CONDUCTIV DISMUTATION AND METATHESIS WITH DISORDERED POLYMERS.= DISPERSE DYES BY NON-IONIC SURFACE DISPERSED MINERAL SYSTEMS.=+THE M- DISPERSED ORGANIC PHASE BY AMIUMUM DISPERSED RESONATOR.=+ GENERATION DISPERSING POWER OF POLY OXY METHY DISPERSION AND ENZYMIC STUDIES ON DISPERSION IN ABSOLUTE CONFIGURATI DISPERSION IN METALS.= DISPERSION IN RUBBER.= DISPERSION IN THE DOMAIN OF INTRA DISPERSION OF ANOMERIC PYRIMIDINE DISPERSION OF CALCAT.= APPLIED UO DISPERSION OF COBALT(III) OXALATO DISPERSION OF CRYSTALS.= DISPERSION OF SOME PIMARENE DERIVA DISPERSION OF THE STRAIN OPTICAL R

T EFFECT OF ANODIC ZINC UM.= REACTIONS IN MULTI + OPTICAL ROTATORY AND OPTICAL ROTATORY RATURE OPTICAL ROTATORY IUM DATA TO SOLUTE POLY BY NUCLEOPHILIC SINGLE NEUTRON INDUCED ODOIDE ION+NUCLEOPHILIC AND NUCLEOPHILIC ON CYANIDE THE SULFUR-+ OF VIBRA ION WITH + OF RADIOACTIVE OF ALLYLIC RADICALS. CETYLENE GLYCOLS.= SULFUR HETEROCYCLICS. S IN THE AGGREGATION OF IY PRODUCTS OF THE + IONIZATION AND OF DEGRADATION OF THE STANDPOINT OF THE S) OBTAINED FROM THE + OSPHATES AND KINETICS + OSPHATES AND KINETICS + OSCESES+ROLE OF THERMAL FECTS IN RECOMBINATION THANOL - WATER SOLVENT+ APORS.=+KINETICS OF INES AND TOLUIDINES IN+ OF THE FORMATION AND ON THE ELECTRIC SOLUTION. KINETICS OF CTIC SOLVENTS. TRANSF+ AND HYDROGEN PER OXIDE C + ENHANCEMENT OF THE ORIENTATION DEPENDENT S AND THERMODYNAMICS OF STRESS, TEMPERATURE AND EFFICIENTS OF CHLORINE THE SULFUR- SULFUR BOND MANGANESE-HYDROGEN BOND CHLORID+MERCURY-OXYGEN PRESSURE AND DISCHARGE BETWEEN MOLECULAR OBTAINED FROM OIL IC ANALYSIS.= DURING FRACTIONAL WITH AN EXTRACTIVE HIGH VACUUM FRACTIONAL FROM A DESTRUCTIVELY MAGNETIC REMANENCE + CHAIN WITH RANDOMLY VIBRATIONAL FREQUENCY AND GAMMA RAY ANGULAR AND ANGULAR DISTRIBUTIONS FOR EVEN AND ODD DISTRIBUTIONS OF THE CARBON-12LITL DISTRIBUTORS IN A PACKED COLUMN ON F THE EPIDAUROS LIRIMAS IN THE TRI-STATE SUPPLIED FROM VARIOUS WITH RADIATION SICK+ OF SOME 2,4- ONOSUBSTITUTED AND 4,5- ROUTES TO SYMMETRICALLY R REARRANGEMENT TO 2,3- SYNTHESIS OF MONO- AND S + PREPARATION OF 1,2- DIPOLE AND EXCHANGE INTERACTIONS O DIPOLE CORRELATIONS IN A RANDOM DI DIPOLE FIELD QUENCHING OF INTEGER DIPOLE INTENSITIES AND ZEEMAN EFPE DIPOLE MOMENT AND CONFORMATION OF DIPOLE MOMENT AND INTERNAL HINDRAN DIPOLE MOMENT OF P-FLUORO TOLUENE. DIPOLE MOMENT.= + INVARIANCE A DIPOLE MOMENTS OF PHOSPHO NITRILE DIPOLE MOMENTS OF TRANS-2,3- AND DIPOLE MOMENTS.= + VIBRATIONAL DE DIPOLE-DIPOLE AND EXCHANGE INTERAC DIPOLES. REVIEW AND ADVANCES.= DIPPED FABRIC RADIATION BY POLY DIRECTED NUCLEAR AMINATION SYSTEM. DIRECTIONAL CORRELATIONS IN PROCT DIRECTIONAL CORRELATIONS IN TANTAL DIRECTIONS ON SAMPLES OF NEODYMIUM DISCHARGE AT HIGHER DENSITIES.= DISCHARGE DISTANCES.= + IN HELIUM. DISCHARGE IN HELIUM AT VARIOUS DISCHARGE IN THE SPECTRAL ANALYSIS DISCHARGE OF GONADO TROPINS INDUCE DISCHARGE OF IODIDE, SULFATE, AND DISCHARGE PLASMA FOR GROWING CRYST DISCHARGE REACTIONS OF FATS AND DISCHARGE.= + IM POTASSIUM CHL DISCHARGE.= + OF POLY TETRA FLUO DISCHARGE.=+CARBON DI OXIDE WITH A DISCHARGES.= SPECTRA OF PULS DISCONTINUITIES OF THE PHOTO MISS DISEASES.= + TROPIN EXCRETION I DISEASES.=+ PLASMA OF PATIENTS WIT DISHWASHING FORMULATIONS.= DISILACYCLOPENTENE WITH HYDROBROMI DISLOCATION ARRANGEMENT ON THE LAT DISLOCATION DAMPING IN COLD WORKED DISLOCATION IN A METAL.= + DIS DISLOCATION STRUCTURE IN CHROMIUM, DISLOCATION STRUCTURE OF SINGLE CR DISLOCATIONS IN QUARTZ CRYSTALS.= DISLOCATIONS ON HIGH TEMPERATURE DISLOCATIONS.= + THERMAL CONDUCTIV DISMUTATION AND METATHESIS WITH DISORDERED POLYMERS.= DISPERSE DYES BY NON-IONIC SURFACE DISPERSED MINERAL SYSTEMS.=+THE M- DISPERSED ORGANIC PHASE BY AMIUMUM DISPERSED RESONATOR.=+ GENERATION DISPERSING POWER OF POLY OXY METHY DISPERSION AND ENZYMIC STUDIES ON DISPERSION IN ABSOLUTE CONFIGURATI DISPERSION IN METALS.= DISPERSION IN RUBBER.= DISPERSION IN THE DOMAIN OF INTRA DISPERSION OF ANOMERIC PYRIMIDINE DISPERSION OF CALCAT.= APPLIED UO DISPERSION OF COBALT(III) OXALATO DISPERSION OF CRYSTALS.= DISPERSION OF SOME PIMARENE DERIVA DISPERSION OF THE STRAIN OPTICAL R

DISPERSION PROCESS.= + ON HEA DISPERSION RELATION IN LIQUID HELI DISPERSION RELATIONS AND RESONANCE DISPERSION STUDIES OF THE RIBO DISPERSION STUDIES ON WHEAT GERM DISPERSION.= LOW TEMPE + EQUILIBR DISPLACEMENT AND CARBONYL ADDITION DISPLACEMENT CLUSTERS IN SPECIAL DISPLACEMENT IN THE OXIDATION OF I DISPLACEMENT REACTIONS OF FLUORO DISPLACEMENT REACTIONS. CORRELATI DISPLACEMENT REACTIONS. REACTION DISPOSAL INTO ATMOSPHERE AND RESEA DISPROPORTIONATION BETWEEN ALLY DISPROPORTIONATION OF ACETALS OF A DISPROPORTIONATION OF THIACHROMENE DISSOCIATED CELLS OF SEA SPONGES.= DISSOCIATION CONSTANTS AND SOLUBIL DISSOCIATION CONSTANTS OF AND DISSOCIATION CONSTANTS OF PYRO DISSOCIATION ENERGY OF CARBON- DISSOCIATION ENERGY OF FLUORINE(GA OSPHATES AND KINETICS + DISSOCIATION EQUILIBRIA IN PYRO PH OSPHATES AND KINETICS + DISSOCIATION EQUILIBRIA IN PYRO PH OSCESES+ROLE OF THERMAL DISSOCIATION KINETICS.= + EF DISSOCIATION OF AMMONIUM ION IN ME DISSOCIATION OF CARBON DI OXIDE W DISSOCIATION OF MERCURY SELENIDE V DISSOCIATION OF N-SUBSTITUTED ANIL DISSOCIATION OF THE MONO CHLORO DISSOCIATION OF THE NEGATIVE HYDRO DISSOCIATION OF 1-HYDROXY-1- HYDRO DISSOCIATION STUDIES IN HIGH DIELE DISSOCIATION.=+THE DEGREE OF WATER DISSOLUTION OF GOLD IN HYDRO CYANI DISSOLUTION OF IRON WHISKERS.= DISSOLUTION.=+ QUALITATIVE ANALYSI DISSOLVED HYDROGEN CONCENTRATION.= DISSOLVED IN MELTED CHLORIDES.=+ C DISTANCE AND THE ACTIVATION ENERGY DISTANCE IN HYDROGEN PENTA CARBONY DISTANCES IN COMPLEXES OF MERCURIC DISTANCES.= + IN HELIUM AT VARIOUS DISTILLATED NON-IONIC SURFACE DISTILLATES OF KOROBKOVSK PETROLEU DISTILLATION OF AMMONIA FOR ISOTOP DISTILLATION OF CADMIUM BEARING DISTILLATION UNIT FOR THE MANUFACT JERGO-A-1113-0202 ERK0-A-1018-0870 ERL0-A-1019-0653 PHRV-A-0141-0710 PHRV-A-0141-0696 RMPH-A-0038-0143 PHRV-A-0141-1007 JAOC-A-0042-1152 GCRN-A-0030-2021 ECLG-A-0060-1607 YKKG-A-0085-1090 BEBM-A-60-12-043 JSD0-A-1966-2028 JHTC-A-0002-0348 JS00-A-1966-0251 JOCE-A-0001-0077 BSCE-A-1965-3623 ANCE-A-0077-1140 JHTC-A-0002-0488 CANW-A-0010-1247 AJPH-A-0210-0243 BCPC-A-0014-1849 CJPP-A-0044-0129 PSEB-A-0120-0864 AJPH-A-0210-0411 ABAC-A-0019-0540 BEAG-A-0112-0132 BICH-A-0005-0236 JCLB-A-0027-0451 PYTE-A-0005-0193 BRRC-A-0022-0106 JM08-A-0014-0348 NATU-A-0209-0301 ZOB0-A-0026-0466 NWC0-A-0011-0193 SCIG-A-0151-0215 JM08-A-0014-0603 JCLB-A-0027-0451 JM08-A-0014-0399 PNAS-A-0054-1636 PNAS-A-0054-1713 JCPS-A-0044-0483 MZUK-A-27-06-073 PHCB-A-0005-0001 PNAS-A-0054-1728 NATW-A-0053-00218 JM08-A-0014-0534 JBAC-A-0112-0179 IMCH-A-0003-0041 PNAS-A-0054-1641 BI1M-A-0004-0017 QURE-A-0019-0369 PNAS-A-0054-1486 PHCB-A-0005-0119 PNAS-A-0054-1650 BRRC-A-0022-0114 PNAS-A-0054-1584 JM08-A-0014-0593 IMCH-A-0003-0041 PNAS-A-0054-1736 CMTA-A-0010-0103 APEP-A-0252-0258 BICH-A-0005-0245 NATU-A-0209-02968 IMCH-A-0003-0051 JORC-A-0005-2004 ZPKH-A-0038-2804 JAOC-A-0043-0028 KGKZ-A-0068-2093 KGKZ-A-0068-2062 KGKZ-A-0068-2128 JAOC-A-0042-1095 BICH-A-0005-0150 AJPH-A-0210-0357 BI10-A-0097-0318 AIPT-A-0159-0196 PSEB-A-0120-0750 AJPH-A-0210-0312 JPET-A-0150-0373 CJPP-A-0044-0059

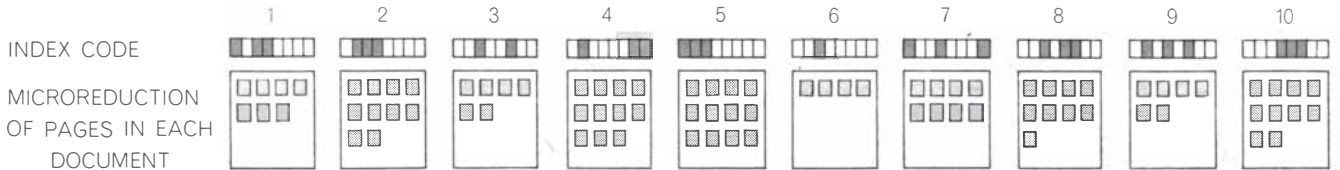
**a** COLLECTION OF RECORDS



**b** ANALYSIS OF RECORDS

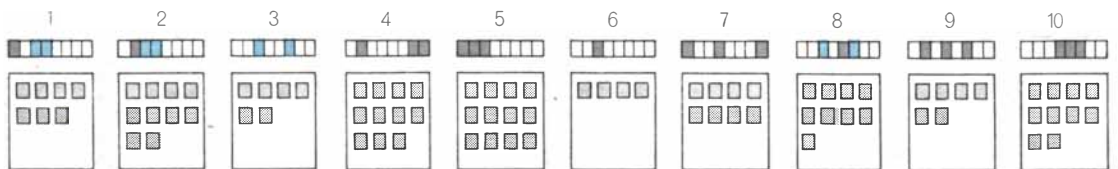
DOCUMENT	1	2	3	4	5	6	7	8	9	10
TOPIC A	●				●		●			
B		●		●	●				●	
C	●	●	●		●	●		●		
D	●	●					●		●	●
E								●		●
F			●					●	●	●
G				●						
H				●			●			

**c** INFORMATION STORAGE



**d** REQUEST: ALL DOCUMENTS DEALING WITH TOPIC C AND D OR C AND F

**e** MACHINE SEARCH



**f** RETRIEVAL

**g** PRINT-OUT

DUPLICATES OF DOCUMENTS



sorted into the collection in some orderly manner, possibly with indexing. A would-be user addresses a question to the collection. On the basis of the question a search of the collection is conducted and pertinent records are identified or retrieved. Note that the collection of records in a system has been created and organized *before* the specific questions it is to answer have been stated. In other words, the system is created in *anticipation* of needs that are not fully known. Yet the measure of adequacy of a system is its ability to satisfy its users' needs as they arise.

Is it possible to devise an information storage and retrieval system that will conveniently retrieve pertinent records in response to all possible questions? Unfortunately it is not. Any record we might choose to examine has an infinite number of real or potential attributes, any one of which could serve by its existence or absence to answer a possible question.

This can be illustrated by considering an ordinary color slide that is to be inserted in a collection of other slides. We can think at once of a number of attributes by which it could be retrieved: the date of the photograph, the location at which it was made, the names of individuals in the picture. To this we might add the name of the photographer, the type of camera, the lens,

the film, the exposure, the light or weather conditions under which the photograph was taken, the date of developing, the developing solutions used, the specific developing procedures. Each of these items could be detailed and embroidered indefinitely. If we took another tack, we could go into almost infinite detail on the content of the photograph: we could describe the relationship of the people photographed to one another or to the photographer; we could specify the presence or absence of all known or conjectured geological formations, plant or animal species, cloud formations, man-made structures and so on ad infinitum. Not only is it impossible to create an information storage and retrieval system that will respond fully to all possible questions but also it would be prohibitively expensive to try to approach such a condition. In practice all information storage and retrieval systems must adopt more modest objectives.

Designing systems to satisfy unstated needs may sound like an impossible task, yet it is being done all the time. It is accomplished by specialization. All systems, even the largest libraries, are designed with intentional or implicit limitations in scope and purpose. They do not attempt to be all things to all people. They are founded with some degree of knowledge of what kind of records are available and what general type of questions interest (or should interest) the intended users. A system can be designed for the future by extrapolating from past interests and trends; indeed, this is the only rational approach to design. As experience with a system accumulates, the requirements can often be predicted more accurately, although never with complete accuracy.

A system that is fully responsive to

its users will react not only by conducting immediate searches but also by adapting its collecting and organizing activities over the long run to accommodate indicated interests and probable needs. Conversely, the users will also adapt in time to an existing system. If the system has failed to provide its users with adequate responses, and seems to them unlikely to do so in the future, unusual demands on the system may diminish as the users take their problems elsewhere. Accordingly the stability of a pattern of usage does not in itself indicate that a system is being successful in anticipating needs. Success must be related to the satisfaction and the creativeness of the *intended* users of a system, not merely of the current users. The performance of a system that is intended for highly specialized and highly restricted application is obviously far easier to gauge than the performance of a system with only vaguely defined objectives and clientele.

Two different strategies can be followed in operating an information storage and retrieval system. One is to analyze and organize the collection with great precision in the anticipation of questions. This is usually done by means of indexing. When a question arises, one would presumably have the pertinent records or their index entries already segregated from the rest of the collection, making retrieval rapid and routine. The second strategy is to avoid any unnecessary prior processing of records. When a specific question is received, a record-by-record search of the collection is made. The first strategy makes sense where needs can be anticipated precisely, where rapid retrieval is essential or where processing costs (which are proportional to the number

of records processed and the detail of processing) are low compared with the alternative searching costs (which are proportional to the number of records examined in a search and the frequency of searching). The second strategy makes sense where the opposite conditions exist.

In practice virtually all systems employ a blend of the two strategies. Since the users' needs cannot be fully anticipated, some degree of record-by-record searching in response to questions is unavoidable. But some degree of prior organization of the collection according to anticipated general areas of interest will almost certainly eliminate large portions of the collection from consideration and thus make the search more efficient. The proper balance of the two strategies will vary greatly between one system and another. An example of a system at one extreme would be a military defense system, such as the SAGE air defense system or the newer missile defense system, which can be regarded as "real time" information storage and retrieval systems. In such systems rapid response or completeness of response may be all-important; therefore they tend to be elaborately organized to facilitate automatic searching of available records or data. At the other extreme a small collection of family snapshots may do very well with virtually no organization at all; on the rare and leisurely occasions when such a collection is reviewed the labor involved is neither great nor distasteful.

Most information systems will be organized to achieve the best compromise somewhere between these extremes. The compromise is shaped by economic forces that are by no means well understood. There are as yet no reliable quantitative guidelines for selecting the best mixture of service activities for a system, or for determining the precise emphasis to be given each aspect of record-processing. The intent of system planners and operators is to find a blend of processing and service activities that will give the best results for the particular operating environment, in terms of the benefits afforded to the users of the system and the costs of operating the system.

Advances in technology have had a major impact on the constituent costs of operating an information storage and retrieval system and have also widened to some extent the scope of activities that can be undertaken by a system. There is widespread and rapidly increasing use of automatic data-processing equipment,

**INFORMATION STORAGE AND RETRIEVAL** can be partially mechanized by the technique illustrated on the opposite page. Human judgment is still required in the first two stages. The first stage (*a*) is the collection of records and the identification of those (*color*) that deal with a common area of interest, for example electrical communication. In the second stage (*b*) someone must analyze each record, or document, and decide whether or not it covers particular topics, arbitrarily limited here to eight (*A through H*). The individual pages of each document are recorded on microfilm (*c*) or other microstorage medium that provides a space for indexing in code the topics covered by each document. Here the eight spaces in the index code correspond to the letters *A through H*. When a request is received for information on any of the listed topics (*d*), a machine can rapidly search the index code (*e*) and retrieve the pertinent documents (*f*). The individual pages of these documents can be displayed in enlarged form for quick inspection or printed out as "hard copy" (*g*). In the request illustrated here ("All documents dealing with topics *C* and *D* or *C* and *F*") *C* might stand for "microwave relays," *D* for "coaxial cables" and *F* for "wave guides." One can imagine that the request has been placed by someone who wants to read about microwave relays only if they are discussed in conjunction with coaxial cables and wave guides. One may assume that two other documents (*No. 5 and No. 6*) that mention microwave relays are not comprehensive enough to go into these alternative ways of transmitting information.




STANDARD  
MICROFILM



MICROFICHE




APERTURE  
CARD



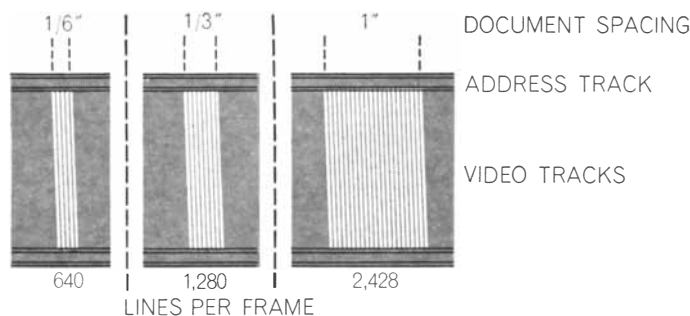
RECORDAK  
MIRACODE  
SYSTEM



IBM 1350  
PHOTOIMAGE  
SYSTEM



AMPEX VIDEOFILE



often in association with computers, to accomplish routine clerical tasks. Techniques and machines that were evolved to handle accounting and inventory control in commerce and industry are being adopted generally in the larger libraries and in many types of specialized information storage and retrieval systems.


The parallels are clear. If machines have been developed to help process purchase orders in a business, they can be applied to help process purchase orders in a library. If machines can handle customer billing in a business, they can be used to keep track of borrowing transactions in a library. If machines can be used to manage asset accounts in a business, they can be used to help keep track of the inventory of records in a collection. If machines can produce statistical summaries of business activity, they can do the same for information-handling activity.

These functions all involve the manipulation of digital information. Therefore they can be handled by machines, with great savings in time and labor over manual techniques, provided that the basic records are available in a machine-readable medium such as punched cards. It takes human effort, of course, to commit these records to a machine-readable form. Since some kind of record would have to be typed or written by hand in any case, there is usually little or no added labor involved in making machine-readable records instead. Thus without even introducing any marked change in the nature of the services offered by an information storage and retrieval system, automatic data-processing techniques can often reduce the cost of routine activities and simultaneously increase the accuracy and responsiveness of the system.

A fairly typical example of how business methods have been applied to information systems is the system used

**MICRORECORDING MEDIUMS** take a wide variety of forms, of which representative samples are shown here about half actual size. All but standard microfilm and microfiche provide space for a machine-readable code that contains concise information about the documents recorded. In the International Business Machines system the code is recorded in magnetic form. The Videofile system of the Ampex Corporation is wholly magnetic, being an adaptation of the tape-recording system used in television. The resolution in the graphical image depends on the number of scanning lines per frame. An ordinary television image has 525 lines.

# Polarization Routine Micro- scope POLMI A



This microscope takes flat-field Planachromats practically free from strain, together with large and flat-field eyepieces exhibiting wider fields of view than ever known before. Observation is made through an inclined eyepiece tube, incorporating an additional Bertrand lens, which may be tilted into the path of rays. An iris diaphragm accommodated also in the eyepiece tube permits individual crystals of specimens to be singled out. Adequate edge-to-edge illumination of

all object fields is obtained by a triple-lens condenser. The microscope stage moves on ball bearings and can be readily arrested in any position. Polarizer and analyzer are of swing-in and rotary design. A slot in the intermediate tube Pol serves for the reception of wedge compensators and measuring compensators covering various ranges. The illuminator is built into the microscope base. This arrangement, which renders application of the Köhler illumi-

nation possible, and the coaxial arrangement of the control for coarse and fine vertical stage-adjustments contribute to convenience of operation. For examinations by incident light, a polarization incident-light condenser is available for attachment to the tube-carrier head. Supplementary and extension facilities are provided by: Four Axial FEDEROV Universal Stage, Wright Eyepiece, Photomicrographic Equipments "MF" and "ST".

Representatives for U.S.A. and Canada:

**Ercona Corporation**  
432 Park Avenue South  
New York, New York 10016


**JENA Scientific Instruments Ltd.**  
1437 MacKay Street  
Montreal, P. Q., Canada

and representatives in all countries.

**Precision and quality of world renown**



**VEB Carl Zeiss JENA**



**THE NEED** Products to implement creative electronics.

## THE MATERIALS

Heat-stable resins, rubbers and compounds that flow gently around delicate, miniaturized electronic components—then cure to a protective cushion; high purity silicon innovations that answer the challenges of space-age solid state electronics. Important materials breakthroughs to implement a new basic science.

**THE SUPPLIER** Dow Corning . . .

where new materials have a high birthrate. Get Materials News, our bimonthly preview of materials progress. Write on your company letterhead to: Dept. 9709, Dow Corning, Midland, Michigan 48640.

**DOW CORNING**



CHARACTERISTICS	MICROFICHE	APERTURE CARDS	RECORDAK MIRACODE	IBM 1350 SYSTEM	AMPEX VIDEOFILE
NORMAL STORAGE CONFIGURATION	4" × 6" SHEET FILM IN PAPER JACKET	35-MM. FILM FRAME IN 3¼" × 7¾" CARD	100-FOOT REEL 16-MM. FILM	1⅜" × 2¾" SHEET FILM IN PLASTIC CELL	7,200-FOOT REEL 2" WIDE
SIZE OF STORAGE CONTAINER	30 JACKETED SHEETS PER INCH OF FILE	125 CARDS PER INCH OF FILE	4" × 4" × 1"	32 SHEETS IN 1½" × 3" × 1" CELL	16" × 15" × 3"
STORAGE CAPACITY, 8½" × 11" DOCUMENTS (REDUCTION RATIO)	60 PER SHEET (20 : 1)	UP TO 8 PER CARD (24 : 1)	2,000 PER REEL (24 : 1)	256 PER CELL (24 : 1) MODULES OF 2,250 CELLS	250,000 PER REEL (1,280 LINES PER FRAME)
MAXIMUM DOCUMENTS PER CUBIC INCH	75	42	125	57	350
SEQUENTIAL SEARCH RATE	(MANUAL)	UP TO 33 CARDS PER SECOND	200 DOCUMENTS PER SECOND	(1,000 RANDOM ACCESSIONS / PER HOUR)	1,050 DOCUMENTS PER SECOND

**COMPARISON OF STORAGE MEDIUMS** includes the storage density and other characteristics of systems illustrated on page 228. Microfiche contain no provision for machine searching. Aperture cards are usually stored in large open bins called tub files. A tub file 26 inches wide and 16 feet long will hold about 50,000 cards. If the file is well organized, a hand search can retrieve a given card at random in less than 10 seconds. To extract the same card by ma-

chine search of a small batch of cards will often take much longer. The IBM system is the only one listed that provides automatic random access to a complete store of records. A module of 2,250 plastic cells, each containing 32 film chips, can store nearly 600,000 documents. The system can be expanded to seven modules, providing storage space for more than four million documents. No IBM systems are yet in use; a one-module system sells for \$188,000.

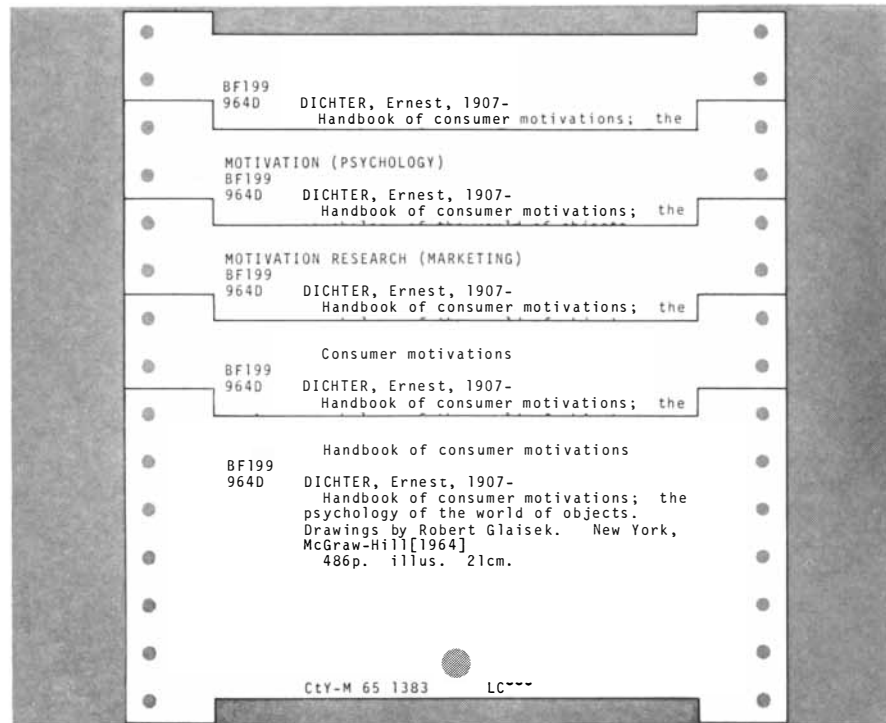

for keeping track of borrowed books at the library of the Oak Ridge National Laboratory. Each authorized borrower is supplied with a permanent machine-readable identification card, much like the credit card a department store or an oil company might supply to a customer. A similar card, bearing a different number, is kept with the book. When a book is to be borrowed, both cards are placed in a reading device that transmits the numbers to a computer together with the date. When the book is returned, the book card is used again to transmit a message to the computer indicating that the transaction has been completed. If the book is not returned on time, a notice addressed to the borrower is prepared automatically. Reports to the management on borrowing traffic, and on the precise holdings of each borrower, are also prepared routinely.

The ability of data-processing equipment and computers to generate new

records by rearranging and copying from old records is extremely useful in other areas of information storage and retrieval. In the preparation of an alphabetical index to some body of literature the sorting of index entries into alphabetical order can be done by machine if the individual entries are first recorded in machine-readable form. If the final product is to be an attractive publication, the poor aesthetics of typography from early computer-driven printers (unit-spaced capital letters) is no longer a limitation. High-quality typesetting machines are now available that can be activated by the same machine-readable records computers require, or that can be coupled directly to a computer; such machines can generally set type much faster than a human operator. An advanced computer-driven typesetter is used at the National Library of Medicine in publishing *Index Medicus*, the world's largest index journal [see illustration on page 234].

When numerous index entries are to be derived from a single packet of information, the use of data-processing techniques can make it unnecessary to create each index entry manually. At a library, for example, a set of catalogue cards that is to be produced for a newly acquired book may consist of seven different cards; all these cards are identical except that each has a different heading inserted to indicate where it is to be filed. This heading information is obtained from statements within the text on the card. If a computer can be made to recognize each of the items in the text that is to serve as a heading, then the computer should be able to accept a single typing of the text and from it generate the full set of seven cards, each augmented with a different heading. Indeed, this is now being done at the Yale Medical Library and elsewhere [see illustration on next page].

The same techniques that can be applied in sorting and in augmenting rec-



CATALOGUE CARDS (*bottom*) for the Yale Medical Library are produced by computer after initial key punching of cards (*top*), which contain information from a cataloguer's work sheet. In producing the set of 11 cards the key punch operator enters only the information typed at the left. The identification data at the right has to be punched only once, then is duplicated automatically. The sequence of five catalogue cards is one of six sets printed by computer. The other five sets, which are all alike, go to Yale's main catalogue and to several other libraries. The sixth set shown here differs from the other five in that it consists of one main entry card followed by four cards with heading lines ("tracings"), which are indexed alphabetically in various parts of the main catalogue of the Yale Medical Library. The various "tracing" cards are produced automatically according to programmed instructions.

ords by computer can be used in searching a collection of machine-readable records. If the machine can recognize in a record the specific code, word or phrase, or the coincidence of two or more such key terms called for by the search question, it can seek out the pertinent records and list them, copy them, compile them or cause them to be physically retrieved or transmitted [see *illustration on page 226*]. This has been the basis for much mechanization of specialized information systems. Usually only a brief description of the primary record plus a number of index terms describing the record are committed to machine-readable form. The result of a machine search may be a series of document numbers, bibliographic descriptions of documents, abstracts or even full copies of pertinent documents, depending on the money and human effort that can be invested in creating the system. This mechanized searching ability can be found in an increasing number of systems in Federal agencies and also in industrial information systems. In the pharmaceutical and chemical industries considerable success has been achieved in developing methods to describe chemical compounds in machine-usable languages that make possible mechanized searching for particular chemical groups within complex molecules.

Although computers can scan coded records at speeds that are thousands of times faster than humans can achieve, it does not always follow that a machine search will be faster or more convenient than a manual search of a corresponding collection. For example, a file of records in alphabetical order may be stored on a magnetic tape, and a corresponding file may exist either as a card file or as a printed index. To conduct a search for a specific item on the tape by computer might take, on the average, some five minutes, since the tape must be scanned until the item is found. The same item might be found in the manual card file or book index in a few seconds because rapid access to the appropriate area is possible and irrelevant material can be skipped. Rapid-access capabilities can be given to computers too (by means of disk memories and magnetic-card memories, for example), but at present the cost of storing genuinely large collections of records in this way would usually be prohibitive. Accordingly if the questions that will be asked are known to be fairly standard and can be handled by indexing methods that are not too elaborate, the traditional manual file and printed index may still be competitive with

# Now aerospace designers can calculate fracture toughness of aluminum with new Alcoa data


Consider a piece of high-strength aluminum alloy in elastic tension. What happens if a small shell fragment goes through it, or a fatigue crack appears? Whatever the cause, either a rapid fracture results, or it doesn't. The trick is to design aircraft and rockets that can sustain such damage, without designing in unnecessary weight—a difficult task with only qualitative information.

Now Alcoa Research Laboratories is providing engineers and designers with never-before-available quantitative data. Tables, graphs and procedures for calculating the fracture toughness of aluminum alloys are now available, along with criteria for selecting toughest alloys

and tempers—the distillation of years of testing. Alcoa's new 48-page book evaluates 124 combinations of configuration, alloy and temper.

If you are working on light, high-strength structures, you should find this information useful. Write to Aluminum Company of America, 901-J Alcoa Building, Pittsburgh, Pa. 15219. Ask for Alcoa Research Laboratories' Technical Paper No. 18, *Fracture Characteristics of Aluminum Alloys* by J. G. Kaufman and Marshall Holt.

Change for the better with Alcoa® Aluminum







**MEDICAL LITERATURE** is indexed by the National Library of Medicine in Bethesda, Md., with the help of a Honeywell 800 computer. The sloping console at the left of center in the rear is part of GRACE (Graphic Arts Composing Equipment), a phototypesetting machine built by the Photon Corporation that produces an index to

medical titles from a computer-produced magnetic tape. The results appear monthly as *Index Medicus*, which contains citations from some 2,400 medical journals. GRACE can set the 1.8 million words contained in a typical 600-page issue of *Index Medicus* in about 15 hours. A sample page from *Index Medicus* appears on page 236.

computers. The scanning speeds of computers can make them far superior, however, in responding to questions that have not been anticipated and that require record-by-record examination of a large collection.

If we turn now from the clerical activities of information storage and retrieval systems to the activities usually regarded as intellectual, such as selecting index terms, translating records and evaluating records, we find that computer techniques have made far less impact. Computers are still notoriously deficient in the ability to recognize concepts. A computer will search for a given word with great success, but it will not select a synonymous word unless it has also been given that word to search for or has been given a definition of "synonym" in machine language. This can

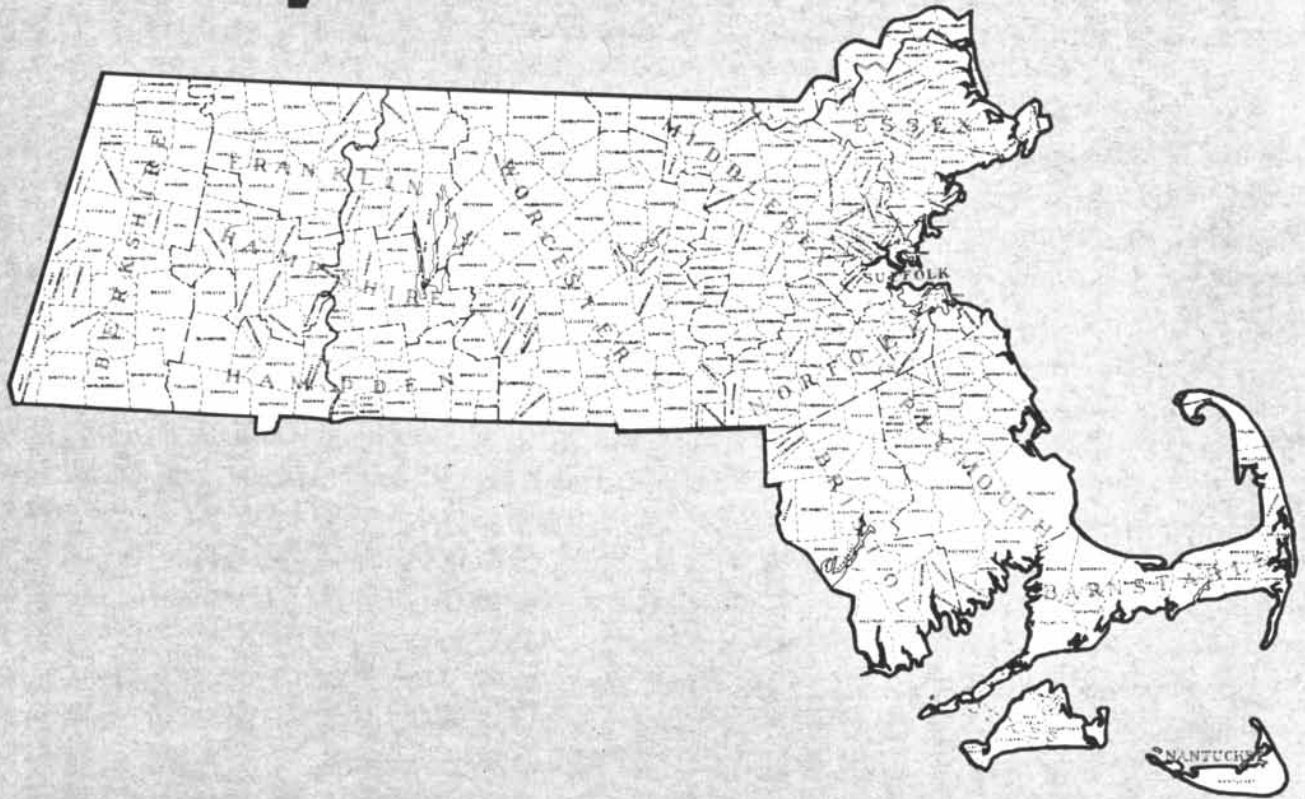
necessitate large and expensive computer memories, excessive programming work and slowed operation where it can be done at all. Similarly, when concepts buried in multiple-word phrases must be recognized or when a foreign language must be translated, the human specialist is still quite able to compete with the computer. This is not to say that useful applications for computers are entirely lacking in these areas or that improvements cannot be expected.

One technique that achieves indexing of a sort has found considerable acceptance. This is the KWIC (Key Word in Context) index, a form of concordance generally used to index documents by the words in their titles. A computer reads all the words in all the titles and alphabetizes these words. Then it prints out these words for all the titles in alphabetical order on successive lines but

keeps with these words the context of the titles and a code for locating full information. No attempt is made to associate synonyms. The user of such a list faces the chore of searching for synonyms himself. To eliminate useless printing and searching effort the computer can be instructed not to print entries for commonplace words such as "and," "the" and so on, which have no value as index terms. The journal *Chemical Titles* is such an index; it has been published for several years and serves as an express alerting service to apprise chemists of recent articles that have appeared in selected journals [see illustration on page 225].

Other approaches to indexing by computer have been tried and are under development. A statistical approach takes advantage of the computer's ability to count. Occurrences of different

# Do you know a good deal when you see it?



## Then see it.

It's all over the place in Massachusetts: just the kind of plants, sites and service your industry is looking for. There's one good deal after another here, whether your business is new to the Commonwealth, or whether you're contemplating expansion within the Bay State.

From eastern shores to western forest areas, existing plants are immediately available. Countless building sites are convenient to super highways, seaports, air terminals, power plants.

Seek executive talent? It's a regular product of the Commonwealth's 113 institutions of higher learning. Make use of Massachusetts' unsurpassed laboratories and research facilities. Employ a quality labor force, with a record among industrial states of fewest "days lost" through worker-management disputes.

Now contemplate a figure of \$319,000,000. That sum represents the revised planned capital expenditures for 1965 by Massachusetts Manufacturers, an increase of 12.6 percent over 1964 and the largest amount spent since 1957.\*

Massachusetts certainly represents a good deal for your industry. For detailed information on this "hot property," write or call

**MASSACHUSETTS DEPT. OF  
COMMERCE & DEVELOPMENT**  
100 CAMBRIDGE ST., BOSTON, MASS. 02202  
Telephone (617) 727-3210

\* 1965 Capital Expenditures Survey Conducted by the Federal Reserve Bank of Boston.

words in a text are counted. The terms that occur most often (other than commonplace words) are designated as index terms, on the assumption that they correlate closely with the intended topic of the record being scanned. Tests of this approach have not demonstrated the validity of the assumption. Similar statistical methods have been tried in the hope of isolating meaningful concepts by counting instances of co-occurrence of groups of words within sentences or paragraphs. A quite different approach attempts to build into computers, through programming, the capability to analyze the structure of language as humans would analyze it. This is in effect a denial that there is any inexpensive and reliable shortcut. The method is promising but requires immense

human effort to develop and immense machine capability to execute.

There have been, of course, other technical developments, not involving computers, that have been of great value for information storage and retrieval systems. For example, there have been important advances in techniques for copying records and making microphotographic images. Copying devices have grown tremendously in importance and have increased in annual sales from relative insignificance 15 years ago to more than \$500 million last year. Such devices can make high-quality photocopies reliably without requiring much labor. The impact on information storage and retrieval systems has been profound. Many systems now provide cop-

ies of records in preference to lending the originals; in other systems, self-service copying privileges have been accepted eagerly by patrons who would rather have a personal copy of a record than a borrowed original. Offset printing presses and other duplicating machines have also become comparatively inexpensive, reliable and convenient. It is common for information systems of any size to do far more printing now than ever of accession lists, indexes and other compilations, and to do most of it themselves.

The microfilming of records, although not a new technique (microfilming dates back more than a century), has been growing rapidly in acceptance and importance. An almost bewildering number of new techniques and devices for recording, duplicating, reading and manipulating microimages have been developed within the past decade. Although the traditional microfilm on reels is by no means obsolete, there has been increasing use of microfilm in the form of transparent film cards, called microfiche, which contain several rows of images (corresponding to the length of a typical research report) and which can be handled and interfiled easily. Also important has been the use of "aperture cards," which are standard punched cards for data-processing machines in which have been embedded one or more microfilm frames. Aperture cards are key-punched with index codes describing the record they carry in microfilm; when the aperture card is selected in a search, the desired record is immediately available. Aperture cards are particularly attractive as a means of storing, retrieving and duplicating engineering drawings. They have been used on a large scale in the nation's missile and space programs.

The saving of storage space is an obvious objective of the use of microfilm, but it is one that should be approached with caution. Extremely high reductions are possible, but they are rarely economical because of the penalties in higher filming expense, higher projecting expense and the difficulty of handling tiny images. A recently adopted Federal standard for microfiche reflects the view that a reduction ratio of about 1 : 20 is the most economical with present technology. A record reduced by this factor takes up one four-hundredth of its original area.

Probably even more important than space saving to many users at present is the fact that records on microfilm can be duplicated more cheaply than the full-sized originals. Microfiche, which

## NYSTAGMUS

### ETIOLOGY

[On the sequelae of opening of the labyrinth in middle ear surgery] Gisinger J. *Ann NY Acad Sci* 131:422-32, Aug 65 (Ger) [Unilateral opsoclonia, an ocular sign in infantile poliomyelitis] Joneanu EI, et al. *Neurologia (Bucur)* 10:417-24, Sep-Oct 65 (Rum)

### PHYSIOPATHOLOGY

Vestibulospinal reflexes. IX. Alterations in the stepping test during alcohol intoxication. Peitersen E. *Arch Otolaryng (Chicago)* 53:322-4, Apr 66

## NYSTAGMUS (D3)

### BIOSYNTHESIS

Cycloheximide-producing and fungicidin-producing mutants of *Streptomyces noursei*. Doležalová L, et al. *J Gen Microbiol* 39:305-9, Jun 65

### THERAPEUTIC USE

Comparative effects of chloramphenicol alone and in combination with nystatin with special reference to *C. albicans* group. Sangvi LM, et al. *J Indian Med Ass* 46:231-4, 1 Mar 66

## OBESITY (C13, C1)

Studies in normal and obese subjects with a monitored food dispensing device. Hashim SA, et al. *Ann NY Acad Sci* 131:454-61, 8 Oct 65  
The relationship of obesity and growth hormone to serum insulin levels. Karam JH, et al. *Ann NY Acad Sci* 131:74-87, 8 Oct 65  
Synalbumin antagonism in obesity and maturity onset diabetes mellitus. Vallance-Owen J, et al. *Ann NY Acad Sci* 131:315-23, 8 Oct 65  
Plasma insulin and growth hormone levels in obesity and diabetes. Yalow RS, et al. *Ann NY Acad Sci* 131:527-42, 8 Oct 65  
Extreme obesity—psychiatric, psychometric and psychotherapeutic aspects. Reivich RS, et al. *J Kansas Med Soc* 66:134-40, passim, Mar 66  
Serum growth hormone and energy supply in fasting obese patients. Schwarz F, et al. *Metabolism* 15:184-205, Mar 66  
[2 cases of Pickwick disease] Kaliszewicz S, et al. *Kardiol Pol* 8:317-20, 1965 (Pol) [Psychological aspects of obesity] Semen EL, et al. *Stud Cercet Endocr* 6:487-91, 1965 (Rum)

### COMPLICATIONS

The effect of obesity on obstructive lung disease. Sinclair JD. *New Zeal Med J* 84:Suppl:83-4, Dec 65 [Approach of the respiratory disorders of the obese. The importance of the venous contamination factor] Galby P, et al. *J Franc Med Chir Thorac* 20:195-200, Feb-Mar 66 (Fr)

### DRUG THERAPY

[Effect of methandrostrenolone and dimethandrostrenolone in the diethoxytherapy of obesity] Słabochowicz Z, et al. *Nutr Dieta (Basel)* 7:271-82, 1965 (Fr)

### ETIOLOGY

Inactivity as a major factor in adolescent obesity. Mayer J. *Ann NY Acad Sci* 131:502-6, 8 Oct 65  
Excess protein and leucine effects on food intake. Nutr Rev 24:91-3, Mar 66  
Endocrine glands and obesity in subjects. Klein RF. *Nutr Rev* 24:93-5, Mar 66

### FAMILIAL & GENETIC

Genetic factors in human obesity. Mayer J. *Ann NY Acad Sci* 131:412-21, 8 Oct 65  
Hereditary obesity in the rat associated with hyperlipemia. Zucker LM. *Ann NY Acad Sci* 131:447-58, 8 Oct 65

### METABOLISM

Comparison of metabolic changes in fasting obese and lean patients. Bloom WL, et al. *Ann NY Acad Sci* 131:422-31, 8 Oct 65  
Alterations in the fatty acid composition of depot fat associated with obesity. Haessler HA, et al. *Ann NY Acad Sci* 131:476-84, 8 Oct 65  
Lipid mobilization in lean and obese subjects. Klein RF, et al. *Ann NY Acad Sci* 131:662-72, 8 Oct 65  
The glucose fatty acid cycle in obesity and maturity onset diabetes mellitus. Randle PJ, et al. *Ann NY Acad Sci* 131:324-33, 8 Oct 65  
Transfers of carbon-14 and tritium from substrates to CO<sub>2</sub>, water, and lipids in obese and diabetic subjects

## INDEX MEDICUS

### IN VIVO. SHREEVE WW.

Comparative studies of muscle and adipose tissue metabolism in lean and obese mice. Stauffer W, et al. *Ann NY Acad Sci* 131:528-40, 8 Oct 65  
Insulin-like activity in the serum of obese persons. Bottermann P, et al. *German Med Monthly* 10:401-4, Oct 65  
Responses of obese-hyperglycemic mice and normal mice to "bound" and crystalline insulin. Gershoff SN, et al. *Metabolism* 15:325-9, Apr 66  
[Energy output and active mass in the obese] Apfelbaum H, et al. *Nutr Dieta (Basel)* 7:241-54, 1965 (Fr) [Corticosterone secretion in man. II. Relation to body weight and body surface. Comparison to cortisol secretion] Karl HJ, et al. *Klin Wschr* 43:867-9, 15 Aug 65 (Ger) [Glycemic curves in obese subjects after glucose and solid-dacortin load] Kandziara J. *Pol Arch Med Wewn* 35:1469-73, 1965 (Pol)

### PHYSIOPATHOLOGY

The relationship between serum triglycerides and skinfold thickness in obese subjects. Ahrling M, et al. *Ann NY Acad Sci* 131:673-83, 8 Oct 65  
Heat acclimatization patterns in obese and lean individuals. Buskirk ER, et al. *Ann NY Acad Sci* 131:637-53, 8 Oct 65  
Studies of the ventromedial hypothalamus with autoradiographic techniques. Edelman PM, et al. *Ann NY Acad Sci* 131:485-501, 8 Oct 65  
Control of food intake in normal and obese monkeys. Hamilton CL, et al. *Ann NY Acad Sci* 131:583-92, 8 Oct 65  
Studies in obese-hyperglycemic mice. Hellman B. *Ann NY Acad Sci* 131:593-602, 8 Oct 65  
[Contribution to the study of hydrosodium balance in obese persons] Robel P, et al. *Ann Soc Med Hop Paris* 116:47-7, 12 Nov 65 (Fr) [Role of an associated bronchial factor, clinical or latent, in the mechanism of alveolar hypoventilation in the obese. (Value of the acetylcholine test)] Atlan G, et al. *J Franc Med Chir Thorac* 20:229-35, Feb-Mar 66 (Fr) [Pickwick syndrome and cardio-respiratory syndrome of obesity. (Apropos of 1 case)] Duron B, et al. *J Franc Med Chir Thorac* 20:207-22, Feb-Mar 66 (Fr) [Effect of endocrine glands on the course of eczema] Pototskiy N. *Vrach Delo* 7:90-4, Jul 65 (Rus)

### SURGERY

Clinical and metabolic studies following bowel bypass for obesity. Sherman CD Jr, et al. *Ann NY Acad Sci* 131:614-22, 8 Oct 65

### THERAPY

Contraindications and therapeutic results of fasting in obese patients. Duncan GG, et al. *Ann NY Acad Sci* 131:622-6, 8 Oct 65  
Hyperuricemia, acute gout, renal insufficiency and urate nephrolithiasis due to starvation. Drenick EJ. *Arthritis Rheum* 8:968-97, Oct 65  
Hypnosis as an adjunct in obesity—case histories. Kamens JM. *J Amer Soc Psychosom Dent Med* 13:5-11, Jan 66  
Obesity as a disease. Kemp R. *Practitioner* 196:404-9, Mar 66  
[Changes in the body composition of obese subjects, induced by fasting] Rath R, et al. *Cas Lek Cesk* 105:167-71, 18 Feb 66 (Cz) [Therapy of obesity] Doozy P, et al. *Med Intern (Bucur)* 17:771-80, Jul 65 (85 ref.) (Rum) [Bases for dietetic treatment in obesity] Falero JM. *Rev Esp Intern Apar Dig* 25:207-12, Feb 66 (Sp)

## OBESITY IN DIABETES (C7, C13)

The relationship of obesity and growth hormone to serum insulin levels. Karam JH, et al. *Ann NY Acad Sci* 131:374-87, 8 Oct 65  
Synalbumin antagonism in obesity and maturity onset diabetes mellitus. Vallance-Owen J, et al. *Ann NY Acad Sci* 131:315-23, 8 Oct 65  
Plasma insulin and growth hormone levels in obesity and diabetes. Yalow RS, et al. *Ann NY Acad Sci* 131:357-73, 8 Oct 65

### METABOLISM

The glucose fatty acid cycle in obesity and maturity

onset diabetes mellitus. Randle PJ, et al. *Ann NY Acad Sci* 131:324-33, 8 Oct 65

## OBSTETRICAL FORCEPS (E4)

[Criterion for the use of different types of forceps] Rodriguez Arguello J. *Ginec Obstet Mex* 20:721-8, Jul-Aug 65 (Sp)

## OBSTETRICS (G2)

An enquiry into possible social factors making for acceptance of institutional delivery in a predominantly rural area in western Nigeria. Barber CR. *J Trop Med Hyg* 69:63-5, Mar 66  
Father in the labor ward. *Lancet* 1:689-700, 26 Mar 66  
Residency training in surgery. Scott-Yavienso S. *Philipp J Surg* 21:17-8, Jan-Feb 66

### HISTORY

[Hegar's pelvic diagnosis and labor management] [Apropos of] Meyer. *Gynaecologia (Basel)* 160:355-60, 1965 (Ger)

## OCCIPITAL BONE (A2)

[Hypoglossal and accessory nerve paralysis in a frontooccipital occipital condyle] Schliack H, et al. *Nervenarzt* 36:362-4, Aug 65

## OCCUPATIONAL DERMATITIS (C12, C14)

A study on dermatitis in rice farmers. Yang KL, et al. *Chin Med J (Peking)* 84:143-59, Mar 65  
[Occupational dermatoses with mycotic microbial allergy. Trials of desensitization] Lambertson JN. *Arch Mal Prof* 26:84-51, Dec 65 (Fr) [Occupational skin diseases in the fur industry] Bowszyc J, et al. *Przegl Derm* 52:565-9, Nov-Dec 65 (Pol)

### ETIOLOGY

[Eczema caused by allergy to nickel] Laugler P, et al. *Rev Franc Allerg* 6:1-13, Jan-Mar 66 (Fr)

## OCCUPATIONAL DISEASES (C14, C16)

The Clinica del Lavoro "L. Devo" of the University of Milan-Italy. Goldblatt MW. *Arch Mal Prof* 26:179-89, Mar 66  
Allergy to screwworm fly dust. A new occupational disease. Herrmann GH. *Texas J Med* 62:36-9, Mar 66  
[Clinical study on the toxicity of diatomaceous Vyskocil J, et al. *Prac Lek* 17:452-4, Dec 65 (Cz) [Alveolar and interstitial pneumopathy caused by China wood oil in a construction worker] Champoux J, et al. *Arch Mal Prof* 27:220-5, Jan-Feb 66 (Fr) [The occupational bronchopneumopathies excluding pneumoconiosis] Gernez-Rieux C, et al. *Arch Mal Prof* 27:183-214, Jan-Feb 66 (Fr) [Severe poisoning of occupational origin caused by cadmium vapors with subsequent broncho-pulmonary manifestations] Heully F, et al. *Arch Mal Prof* 27:215-20, Jan-Feb 66 (Fr) [Apropos of the pathology of workers using the pneumatic hammer on construction and public works sites] Mosinger M, et al. *Arch Mal Prof* 27:261-4, Jan-Feb 66 (Fr) [On the problem of leptospirosis in Hungary] Libor J. *Int J Med Klin* 60:1530-2, 17 Sep 65 (Ger) [On the legal aspects of occupational diseases] Martens HH. *Med Klin* 60:1513-5, 10 Sep 65 (Ger) [The current status of orthnitis and psittacosis in Czechoslovakia] Mitek. *Prac Lek* 17:452-4, Dec 65 (Cz) [Statistics of occurrence of occupational diseases in the German Democratic Republic from 1957 to 1963] Kahle S. *Z Ges Hyg* 11:100-22, Feb 65 (Ger) [Occupational deafness in the German Democratic Republic] Zenk H. *Z Ges Hyg* 11:25-34, Jan 65 (Ger) [On static disorders during sedentary work, in particular] Holzer E. *Z Ges Hyg* 20:Suppl:94-6, 1 Aug 65 (Ger) [Serum immunoelectrophoretic pattern in subjects chronically exposed to carbon disulfide] Bratkowska-Seniow B, et al. *Pol Arch Med Wewn* 35:1557-9, 1965 (Pol)

### DIAGNOSIS

The significance of beryllium concentrations in urine. Lieben J, et al. *Arch Environ Health (Chicago)* 12:331-4, Mar 66  
Bridging the gap between recognition and intervention. Chittum JR. *J Occup Med* 8:140-1, Mar 66

S-2850

Part 2 of the January issue contains a categorized list of subject headings, including cross references, their location in the categorized list is indicated by the letter-number designations (A1, B1, etc.), following each subject heading.

PHOTOCOPIED PAGE from *Index Medicus* shows the quality of the typography attainable with GRACE (see illustration on page 234). *Index Medicus* first appeared in 1879.





9:30 A.M. He dictates replies to the morning mail on his Norelco 82 while his secretary is busy with her other tasks.



11:00 A.M. He records all the details of an important meeting in customer's office with his Norelco 83 portable.



3:30 P.M. The telephone recorder attachment of the Norelco 82 enables him to record a complex long-distance order.



7:00 P.M. Off to an important conference accompanied by his traveling secretary, the Norelco 83 portable.

# Time saver, problem solver, traveling secretary for the busy executive

(day after day, year after year)

Day after day, year after year, the Norelco 82 and 83 increase both his productivity and his secretary's. They reduce his work backlog—and the tensions that go with it. They cut the cost of communications as

much as 30%. Their advanced features are unmatched by makes costing over \$400. In short, they pay for themselves over and over again. Isn't that what a good investment should do?



**NORELCO 83**  
PORTABLE  
DICTATING  
MACHINE  
\$249.50



**NORELCO 82**  
DICTATING/  
TRANSCRIBING  
MACHINE  
\$249.50\*

\*COMPLETE WITH DICTATING OR TRANSCRIBING ACCESSORIES

**Norelco**®  
DICTATING  
EQUIPMENT

—the busy man's instant secretary!

**CLIP AND MAIL THIS COUPON TODAY!**

**NORTH AMERICAN PHILIPS COMPANY, INC.**  
Office Equipment Department  
100 East 42nd Street, New York, N.Y. 10017

Please send me your booklet which fully analyzes how modern business communication can save me and my organization time and money.

I would like to have a free demonstration and trial of the Norelco 82 and 83, without cost or obligation.

SA-I-E

Name \_\_\_\_\_

Company \_\_\_\_\_

Profession or Executive Capacity \_\_\_\_\_

Address \_\_\_\_\_ City \_\_\_\_\_ State \_\_\_\_\_



CHEMICAL PUBLICATIONS from all over the world are collected, abstracted and indexed by Chemical Abstracts Service. The

magnetic-tape storage vault above contains coded information on 416,000 chemical structures and a complete bibliography on each.

are distributed in quantity by Federal research organizations such as the Atomic Energy Commission and the National Aeronautics and Space Administration, cost only a few cents each to duplicate. To print and distribute full-size copies of the original reports could easily raise the unit cost to a dollar or more. The saving in weight that results from microfilming is also important wherever much transportation of records is required.

Just as computers can be developed to select and retrieve records that exist in the form of punched cards or as records stored in their magnetic memories, a variety of computer-like devices have been developed to select and retrieve records that exist in mediums other than punched paper or magnetic memory. Fully automatic systems have been developed for detecting index codes of various types (optical film reels, film cards, magnetic cards and paper cards) and for retrieving or displaying records on demand. The magnetic-tape-recording technique developed for recording television programs, called videotape, has also been adapted for storage and high-speed searching of suitably indexed graphical records [see illustration on page 228].

Progress in communication has had far-reaching effects on information stor-

age and retrieval. The telephone, which we now take for granted, made it possible for people to get much quicker service from libraries where telephone requests were accepted because the need to visit the collection was eliminated. Until now the telephone request has had to go through a human intermediary at the library before a search could be initiated, and the oral report of the search has had to be brief. The human intermediary can for many purposes now be eliminated in two different ways.

First, records can be transmitted rapidly and with increasing economy by automatic devices. Records that are already in machine-readable form can be transmitted easily over wires and microwave channels to printing devices, recording devices or computers. Records not in machine-readable form can be scanned by optical-electric devices and then transmitted, to be reconstituted at the receiving end by facsimile printers or television displays. Second, the capability of controlling the transmitting process, or even interacting with it, can be given to the human or the machine at the receiving end. Thus the individual can make use of a computer or operate scanning equipment from a remote location. With such developments the geographic boundaries of

traditional information storage and retrieval systems are beginning to evaporate. In their place are beginning to emerge vast networks of compatible communication devices linking users with many specialized and overlapping collections.

Data-transmission costs are still sufficiently high, however, to keep the dissolution of traditional systems from becoming a runaway revolutionary process. And the competition of alternative means of satisfying the users' needs for information should not be ignored. As in the case of manual systems the compromise persists in automatic systems between the processes of reacting to immediate needs and of acting in anticipation of probable needs. Direct-access, on-line communication between the user and a computer memory is in the former category. In the latter are such things as specialized directories, indexes and alerting services (usually in the form of printed matter), which can be made available to potential users through more traditional channels of communication such as the mails and can often forestall the need for direct and expensive searching of machine memories. For example, many libraries that have been converting their catalogue records to machine-readable form in order to make it possible to search

# *is* **What Are Computer Applications?**

## **These are Applications:**

PROGRAMMING SYSTEMS

BUSINESS DATA PROCESSING

REAL-TIME APPLICATIONS

SCIENTIFIC PROGRAMMING

FACILITY MANAGEMENT

MARKET RESEARCH

SYSTEMS ENGINEERING & SYSTEMS DESIGN

D.P. SERVICE CENTERS

## **This is Computer Applications:**

Designers and Programmers of Cobol, Fortran and special purpose Compilers for major computer manufacturers and the U. S. Government.

For U. S. Industry and Government we have analyzed, designed and programmed such Information processing problems as Sales Analysis, Inventory Systems, Traffic Analysis, Automated Budgets and Complete Management Information Systems.

Programming Reservations, Time-Sharing, Message Switching and Process Control Systems.

Designed and programmed large-scale War Games; programmed evaluation of problems in Engineering, Space Physics, and Nuclear Physics.

For NASA, manage the computer activities at the Goddard Institute for Space Studies and the Automatic D.P. Facilities at Kennedy Space Center.

Broad range of market research services to industry including SPEEDATA, a company developed system providing product movement information to Grocery Manufacturers.

Developers of Computerized Reliability and Maintainability Systems for Federal Government and designers and implementers of special hardware/software system needs.

Operate 5 facilities providing general and specialized D. P. Services to Business, Industry and Government.

These are only some examples of the broad range of application areas that our company has served in the past 6 years. Our approach to these and other problems is based on 3 prime tenets:

- Thorough understanding of the problem.
- Ability to develop & apply new technology in conjunction with existing problem-solving procedures.
- Complete knowledge of hardware and software capability.

COMPUTER APPLICATIONS INCORPORATED is a company which has grown in its six-year history to its current level of approximately \$25 million annually in revenue, with a staff in excess of 1800 people. The company operates from sixteen facilities throughout the country in such major cities as Boston, New York, Philadelphia, Washington, San Diego, Los Angeles, and San Francisco.

If you are in any of the professional disciplines involved in application areas, and want to be associated with *one of the leading and most rapidly growing organizations*

*in the computer-oriented Professional Services Field*, please forward résumé to Manager—Industrial Relations Department 33.

## **COMPUTER APPLICATIONS INCORPORATED**

555 MADISON AVENUE, NEW YORK, NEW YORK  
an equal opportunity employer



# The world in a box.

Impressions of Spain. The Vienna Philharmonic from Vienna. A news broadcast from Saigon. The latest soccer scores over the BBC.

You can listen to all of these interesting programs and more. With the new Fisher R-200-B. The first *multi-band* tuner built to high fidelity standards. Its three AM bands can receive long-wave, medium-wave and short-wave broadcasts. With remarkable clarity.

For local reception, the R-200-B incorporates a magnificent FM-stereo tuner with automatic mono-stereo switching and the famous Fisher Stereo Beacon\* multiplex decoder.


This unique solid state instrument sells for \$349.50. (Cabinet \$24.95.)

It's a small world. 16¾" x 4¾" x 11".

For more information, plus a free copy of the 80-page Fisher reference guide to high fidelity, write to: Fisher Radio Corporation, 11-35 45th Road, Long Island City, N. Y. 11101

## The Fisher

\*Patent Pending



OVERSEAS AND CANADIAN RESIDENTS PLEASE WRITE TO FISHER RADIO INTERNATIONAL, INC., LONG ISLAND CITY, N. Y. 11101.



### A New Review ... A New Service

**THE COMPUTER DISPLAY REVIEW.** A comprehensive source of current information on all graphic display hardware, software, applications, trends. Updated every four months. Subscriptions: \$150 a year to Government agencies, academic institutions and Corporate Sponsors. For further information, call or write to Jack Gilmore, Vice President.

charles w.

**adams associates**

575 TECHNOLOGY SQUARE  
CAMBRIDGE, MASS., 02139

inc.  
(617) 491-6555

Deep Sky Photography with



## The Celestron 10

*Schmidt Cassegrain Telescope* as shown here equipped with astro camera adaptor and the Celestron 4 Guide Scope. You will be able to capture on film exquisite details of the moon and planets at exposure times of 1/10 to 1/100 second. For deep sky exposures of faint nebulae, the Celestron 10 is guided with a Celestron 4 Guide Telescope at typical magnifications of 600X. Visually or photographically, the Celestron 10 is the ideal telescope for educational institutions or the serious amateur astronomer.

"*Observational Astronomy*" — a complete lab manual — free to educational institutions.

For more details on the Celestron 10 and other telescopes from 4" to 36" write to:

**Celestron Pacific**

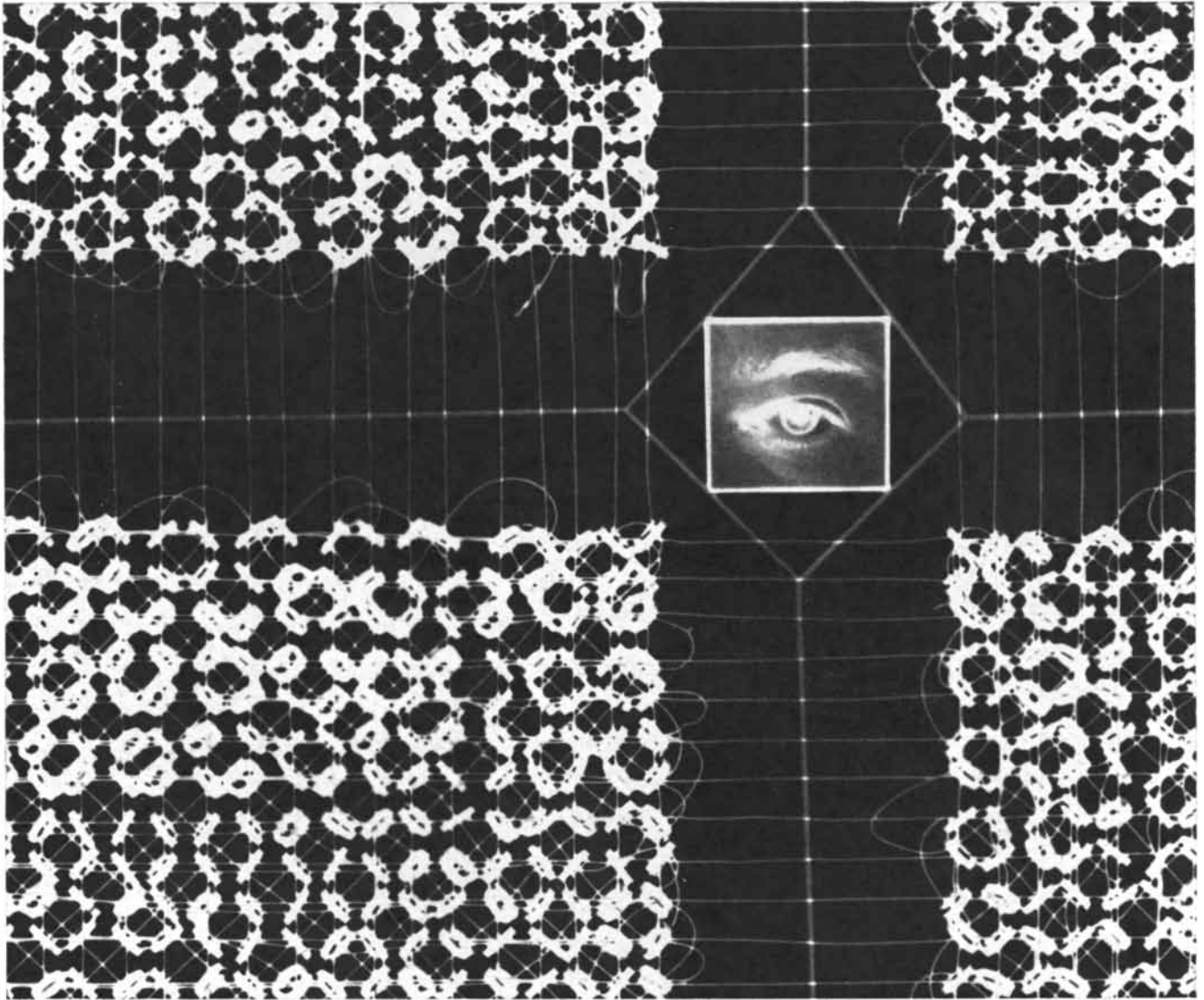
13214 Crenshaw Blvd., Gardena, Calif.

them to answer user requests are finding it desirable to publish these records in books (using the computer to control typesetting) and to distribute the book catalogues to their patrons. Numerous questions regarding holdings in the collection can then be answered by the user at his desk in seconds, without even the need for a telephone call, much less a computer search. Of course the cost of publishing book catalogues can be an argument against this policy where collections are growing so rapidly that catalogues must be revised frequently. There is no "best" solution except in a specific situation.

Another indexing procedure of growing significance is the publishing of records in machine-readable form. For example, the National Library of Medicine is now publishing monthly editions of magnetic tapes that contain the records of new acquisitions listed in *Index Medicus*. These tapes are mailed to a number of distant medical libraries that have access to compatible computer facilities. Special searches can then be made locally without any need for direct communication between the local user and the computer at the National Library of Medicine.

A major limitation in the use of machines for information storage and retrieval is their limited capacity for reading conventional printed text. Automatic print readers are not yet developed to the stage where they can read enough symbols with sufficient reliability at a sufficiently low cost to make them competitive with human transcription, except in special situations. Print readers can be used successfully in some applications where the nature and quality of the typography of the records to be read is under strict control, or where only a few symbols are to be recognized (such as the digits 0 through 9 in postal "ZIP" codes). To improve accuracy or increase symbol capacity or relax controls on input typography introduces decision-making problems that cannot be resolved without greatly complicating the equipment design.

Even when machine-readable records are somehow made available, however, the types of analysis that can be performed automatically are so far quite limited. Individual symbols can be made recognizable by storing a dictionary of symbol codes within the machine to compare with codes in the record being analyzed. Words can be recognized with fair success by giving the machine the capacity for determining boundaries



*Lockheed  
information systems  
hold the answer to a  
challenging career*

At Lockheed, the young and vital field of Information has created the industry's broadest range of outstanding opportunities. Scientific computing, satellite tracking, real-time data processing, hospital, educational, business, and governmental administrative information systems offer a unique opportunity for a varied and fulfilling career.

To accomplish its highly diversified assignments Lockheed maintains a centralized data processing facility—one of the largest computer centers in the country.

Scientific computing at Lockheed plays many important and varied roles in Flight Mechanics, Trajectories, Thermodynamics, Electronics, Propulsion, Structures, Flight Technology, Hydrodynamics, Navigation Guidance and Control, and other vital fields.

In other areas of activity, Lockheed has developed a


revolutionary process for handling patients' records to free doctors and nurses to perform their primary duties. Lockheed also leads the way in state-wide information systems such as the one planned for the State of Alaska.

In addition, the planning and control of all U.S. Air Force orbiting missions is conducted at the Satellite Test Center, which also maintains one of the world's largest and most powerful real-time computing facilities with assignments ranging from simple ballistic missile shots to highly complex, classified satellite missions.

Engineers and scientists are invited to write Professional Placement Manager, Lockheed Missiles & Space Company, P.O. Box 504, Sunnyvale, California.

Lockheed is an equal opportunity employer.

**LOCKHEED**  
**MISSILES & SPACE COMPANY**  
A GROUP DIVISION OF LOCKHEED AIRCRAFT CORPORATION



## Pressureproof power for deep dive vehicles

Electric motors that successfully run under water, even sea water, are not new. As the world's largest manufacturer of submersible electric motors, they're pretty much old hat to us. But, much to our surprise (and chagrin), we find that our capability for manufacturing pressureproof submersible motors for inside or outside underwater vehicles—even deep dive vehicles—is news in the undersea research field. So, old news or new news, here's the good news in submersible motors.

Franklin submersibles are still the only really successful submersible electric motors on the market. They broke with tradition when they came out in 1950 with their patented hermetically sealed stators. They're lubricated by the fluid in which they're to operate—fresh water, oil, gasoline . . . whatever. The windings are permanently sealed against moisture.

These special motors have been tested and re-tested, proven and re-proven in practically every imaginable type of underwater application.

So if you have a problem involving moving fluids . . . or moving *in* fluids . . . call us. Practically anywhere there's a unique answer to a fluid moving problem. . .



**FRANKLIN'S  
AT THE BOTTOM OF IT**

FRANKLIN ELECTRIC CO. INC. BLUFFTON, INDIANA

such as spaces and hyphens. Small numbers of words supplied in search questions can be stored and used as templates in scanning text. To give a machine the capacity for recognizing syllables so that it can hyphenate words when preparing columns of printed text is a major design problem. Instructing a machine to distinguish, say, a person's name from a geographic place name with good reliability is similarly difficult because of the need to bring large amounts of external knowledge to bear on the determination. And the problem of programming a machine to recognize synonymous words and phrases has scarcely been tackled. Different words and phrases are frequently synonymous only to a degree, depending on the context of the records in which they appear. Often words will have alternative—even opposite—meanings, depending on context. We are far from endowing machines with the capacity of the human intellect to associate ideas and to recognize underlying similarities in things expressed in different ways.

The difficulty of handling analytical problems has so far limited the use of mechanical techniques in information storage and retrieval work to applications that never required much analytical judgment on the part of the humans who formerly did the work. Savings in clerical activities have been great, and performance has been accelerated in such applications. But the human indexer, translator, evaluator and abstractor are still very much needed—more than ever in view of the increasing rate of production of new records. There is great need for machines to take over significant portions of the intellectual work. Faster, larger, cheaper computers are not the complete answer, although they will certainly be necessary. The major contribution will probably come from enlarged understanding of how human evaluations are made and from increased effort to design improved programs of instruction that will endow machines with analytical abilities simulating human abilities. In a real sense the problem is one of learning how to educate machines efficiently. In humans the education process takes decades and requires the accumulation of vast amounts of experience, all of which is imperfectly but quite effectively stored. There is no reason to expect that advances in computers and programs will soon yield systems with the equivalent of a college education, but the trend will be increasingly in that direction.



# We've harnessed the speed of light to create the fastest line printer ever built.

Datalog Division of Litton Industries introduces the ultra high speed MC 8800 line printer with cathode ray tube and fiber optics. The MC 8800 Datalog® printout is 88 columns wide. It prints 6000 lines per minute — that's 8800 characters printed per second. A non-impact, solid state and silent line printer resulting in highest reliability.

If you design, build or market computer or communications systems, or just buy them, consider the advantages of the MC 8800 Datalog: non-impact reliability; integrated circuitry; rack or desk top mounting; asynchronous

operation; serial input; and silence.


Made for on line use, the MC 8800 Datalog is computer compatible and programmable.

It costs only \$9850.

Like the MC 4000 Datalog, the unusually reliable MC 8800 is available to military specifications.

For information on the computer-matching MC 8800, write or phone Datalog Division of Litton Industries, 343 Sansome, San Francisco 94104. (415) 397-2813.

 **DATALOG**  
DIVISION OF LITTON INDUSTRIES





Medicine Men, Ontario Style

# Americans who know us are not surprised at the scope of our research. Ontario breakthroughs have advanced everything from surgery to space flight.

Let's put to rest, once and for all, any notion that Ontario, Canada, is a haven for hand-me-down ideas. Ontario's researchers make news the world over. One of our surgeons, at the Hospital for Sick Children, (left) has developed an operating technique which corrects the "blue baby" condition known as transposition of the great vessels of the heart. It has been taken up and widely performed by the world's leading surgeons. Even your space program gets a boost from our research. The space suit worn by your astronauts was pioneered in Ontario. Other Ontario firsts range from the paint roller to the electron microscope. In short, Ontario offers an encouraging climate for research and development. Canadian Government aids include: tax deductions on 100% of current *and* capital expenditures, bonus incentives, and shared cost programs for selected projects. At Sheridan Park (see story below) the Ontario Government makes available low-cost land in a research community. Assistance such as this helps researchers in Ontario put time to good use. In fact, the idea of Standard time was developed by an Ontario researcher—in 1878.



Water as cold as 29.5°F (the lowest seawater temperature possible) can now be explored in this self-contained diving suit—the first one ever made for extended use in cold water. The suit was designed and built by Ontario's Hydrospace Limited, and is slated for trials by the U.S. Navy. (Your armed forces frequently tap Ontario's research sources for new ideas and developments)



Even animals prosper through Ontario's research. The pig shown above is one of a hybrid strain developed at our Connaught Laboratories (workshop of the discoverers of insulin). Compared with average breeds, these pigs yield larger litters, require less feed, and have a much lower rate of mortality. Already, orders have been received from as far away as Summit, New Jersey and Aberdeen, Scotland.





Gasoline, golf balls, and dozens of other products are now being studied and improved at Sheridan Park, Ontario's new 350-acre research community. Aptly nicknamed "Science City," Sheridan Park houses the research facilities of a number of major industries including the engineering laboratory and design offices of Atomic Energy of Canada, Limited. By 1970 some 25 industries will be engaged in research in buildings worth 100 million dollars. The land is ideally located within a short drive of 9 Ontario universities, and is being sold at cost by the Ontario Government. Included in the plans: a scientists' club, communications centre, and international conference room to facilitate close working ties among the centre's expected 6,000 researchers. For detailed information, call, write or wire the address below.

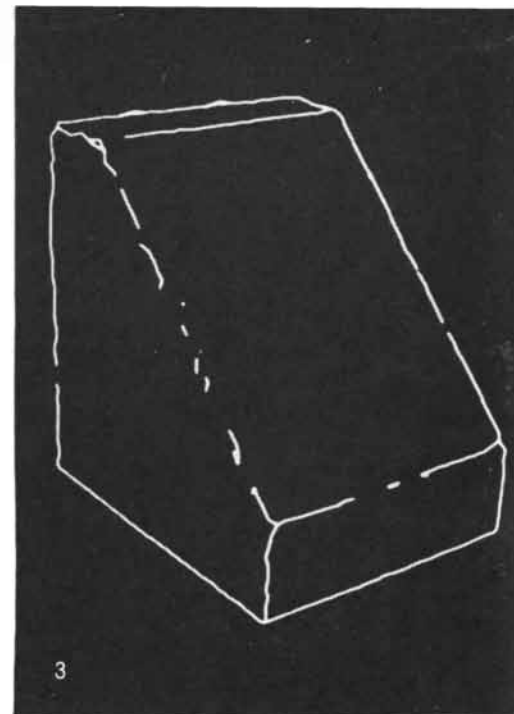


For economic and industrial information about Ontario, write to: Government of Ontario, Department of Economics and Development, Special Projects and Planning Branch, 950 Yonge Street, Toronto 5, Canada. Offices in New York, Chicago, London, Düsseldorf, Milan.







2




3



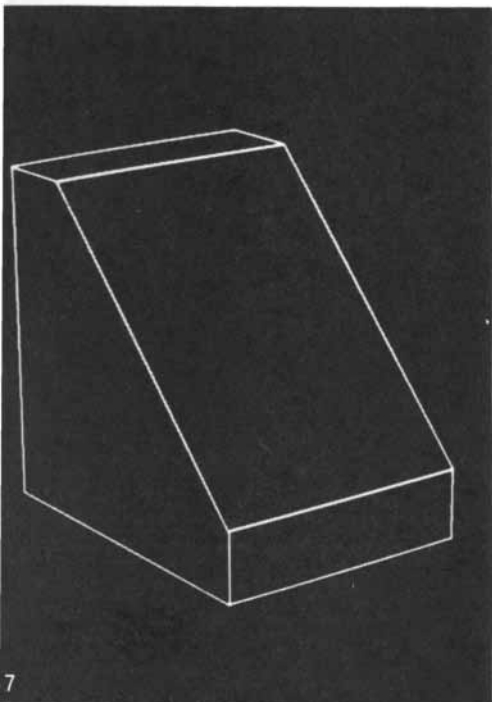
4



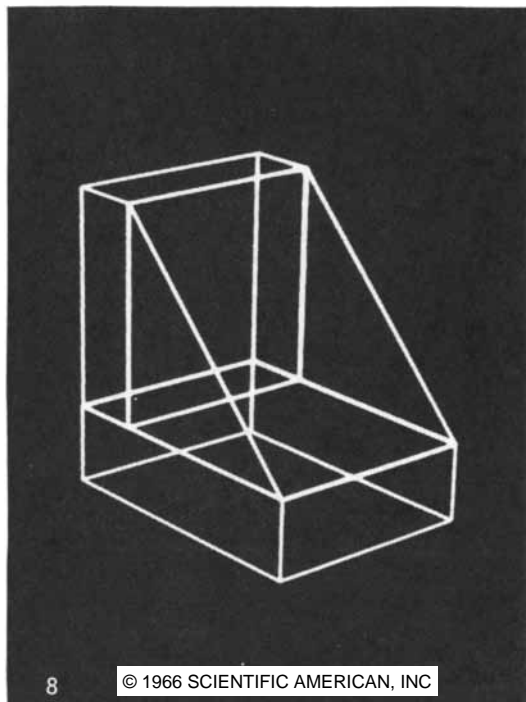
5



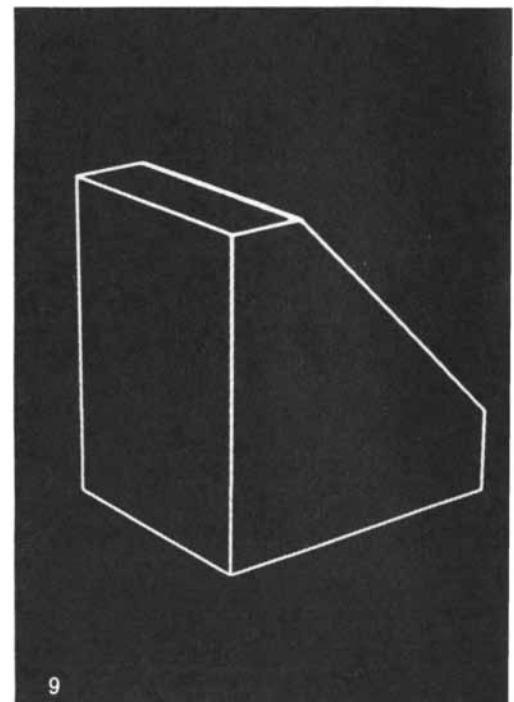
6



7



8



9

# ARTIFICIAL INTELLIGENCE

Can a machine be made to exhibit intelligence? An affirmative answer is indicated by programs that enable a computer to do such things as set up goals, make plans, consider hypotheses and recognize analogies

by Marvin L. Minsky

At first the idea of an intelligent machine seems implausible. Can a computer really be intelligent? In this article I shall describe some programs that enable a computer to behave in ways that probably everyone would agree seem to show intelligence.

The machine achievements discussed here are remarkable in themselves, but even more interesting and significant than what the programs do accomplish are the methods they involve. They set up goals, make plans, consider hypotheses, recognize analogies and carry out various other intellectual activities. As I shall show by example, a profound change has taken place with the discovery that descriptions of thought processes can be turned into prescriptions for the design of machines or, what is the same thing, the design of programs.

The turning point came sharply in 1943 with the publication of three theoretical papers on what is now called cybernetics. Norbert Wiener, Arturo Rosenbluth and Julian H. Bigelow of the Massachusetts Institute of Technology suggested ways to build goals and purposes into machines; Warren S. McCulloch of the University of Illinois College of Medicine and Walter H. Pitts of M.I.T. showed how machines might use concepts of logic and abstraction, and K. J. W. Craik of the University of Cambridge proposed that machines

could use models and analogies to solve problems. With these new foundations the use of psychological language for describing machines became a constructive and powerful tool. Such ideas remained in the realm of theoretical speculation, however, until the mid-1950's. By that time computers had reached a level of capacity and flexibility to permit the programming of processes with the required complexity.

In the summer of 1956 a group of investigators met at Dartmouth College to discuss the possibility of constructing genuinely intelligent machines. Among others, the group included Arthur L. Samuel of the International Business Machines Corporation, who had already written a program that played a good game of checkers and incorporated several techniques to improve its own play. Allen Newell, Clifford Shaw and Herbert A. Simon of the Rand Corporation had constructed a theorem-proving program and were well along in work on a "General Problem Solver," a program that administers a hierarchy of goal-seeking subprograms.

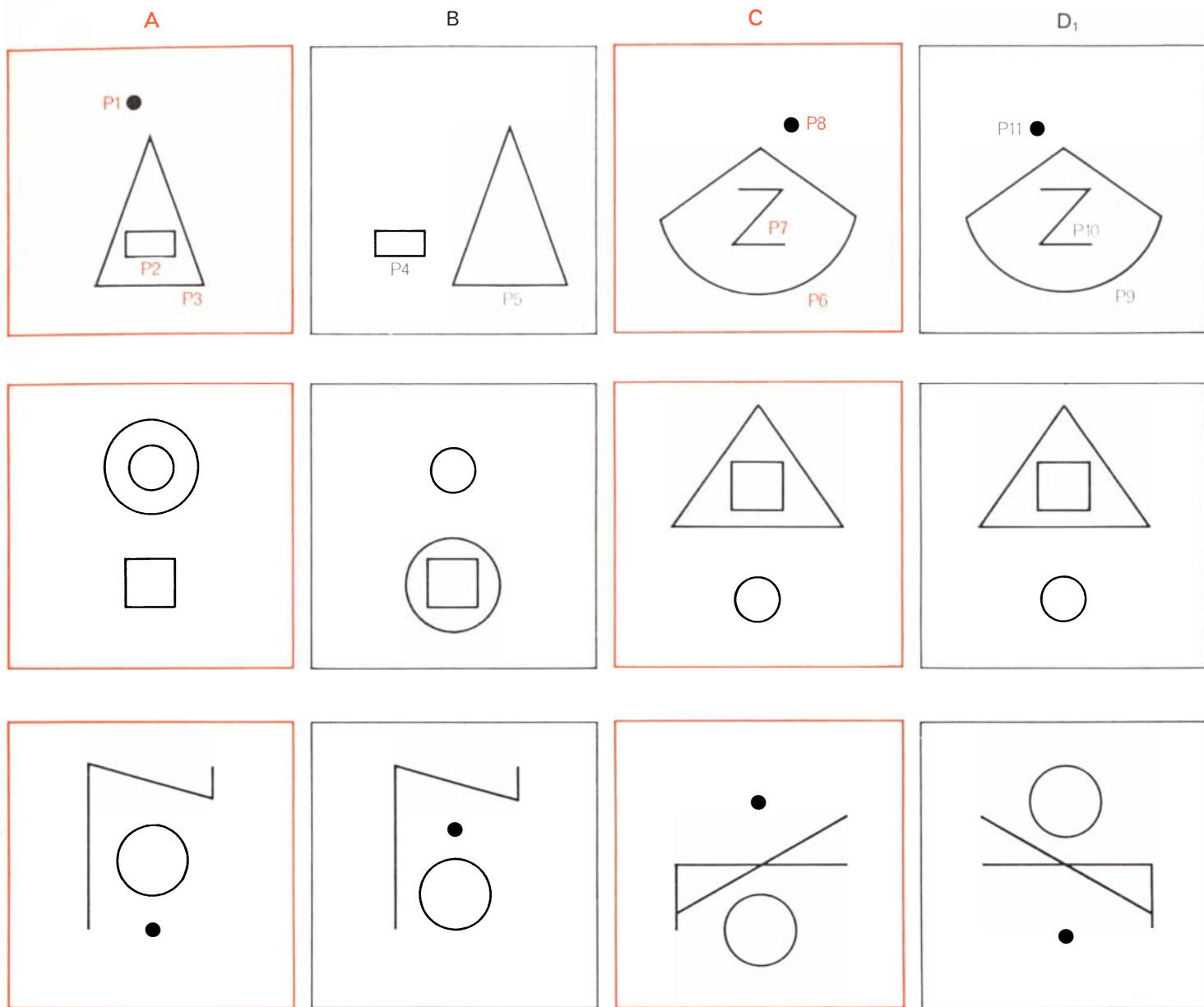
John McCarthy was working on a system to do "commonsense reasoning" and I was working on plans for a program to prove theorems in plane geometry. (I was hoping eventually to have the computer use analogical reasoning on diagrams.) After the conference the workers continued in a number of in-

dependent investigations. Newell and Simon built up a research group at the Carnegie Institute of Technology with the goal of developing models of human behavior. McCarthy and I built up a group at M.I.T. to make machines intelligent without particular concern with human behavior. (McCarthy is now at Stanford University.) Although the approaches of the various groups were different, it is significant that their studies have resulted in closely parallel results.

Work in this field of intelligent machines and the number of investigators increased rapidly; by 1963 the bibliography of relevant publications had grown to some 900 papers and books. I shall try to give the reader an impression of the state of the field by presenting some examples of what has been happening recently.

The general approach to creating a program that can solve difficult problems will first be illustrated by considering the game of checkers. This game exemplifies the fact that many problems can in principle be solved by trying all possibilities—in this case exploring all possible moves, all the opponent's possible replies, all the player's possible replies to the opponent's replies and so on. If this could be done, the player could see which move has the best chance of winning. In practice, however, this approach is out of the question, even for a computer; the tracking down of every possible line of play would involve some  $10^{40}$  different board positions. (A similar analysis for the game of chess would call for some  $10^{120}$  positions.) Most interesting problems present far too many possibilities for complete trial-and-error analysis. Hence one must discover rules that will

**ABSTRACT REASONING** is required to complete a figure on the basis of partial information. A program developed by Lawrence G. Roberts in a doctoral thesis at the Massachusetts Institute of Technology allows a computer to interpret a two-dimensional image and reconstruct the three-dimensional object. As shown on the opposite page, the computer scans a photograph of the object (1), displays its local features (2) and combines line segments (3) to prepare a complete line drawing (4). It accounts for the drawing as a compound of three-dimensional shapes (5-7) and draws in all the interior lines (8). Then it can display the structure from any point of view on request, suppressing lines that would be hidden (9).



ANALOGICAL REASONING is exhibited in a program developed by Thomas Evans in an M.I.T. doctoral thesis for answering a class

of problems frequently included in intelligence tests: "A is to B as C is to (D<sub>1</sub>, D<sub>2</sub>, D<sub>3</sub>, D<sub>4</sub> or D<sub>5</sub>?)". Three such problems are illustrated

try the most likely routes to a solution as early as possible.

Samuel's checker-playing program explores thousands of board positions but not millions. Instead of tracking down every possible line of play the program uses a partial analysis (a "static evaluation") of a relatively small number of carefully selected features of a board position—how many men there are on each side, how advanced they are and certain other simple relations. This incomplete analysis is not in itself adequate for choosing the best move for a player in a current position. By combining the partial analysis with a limited search for some of the consequences of the possible moves from the current position, however, the program selects its move as if on the basis of a

much deeper analysis. The program contains a collection of rules for deciding when to continue the search and when to stop. When it stops, it assesses the merits of the "terminal" position in terms of the static evaluation. If the computer finds by this search that a given move leads to an advantage for the player in all the likely positions that may occur a few moves later, whatever the opponent does, it can select this move with confidence.

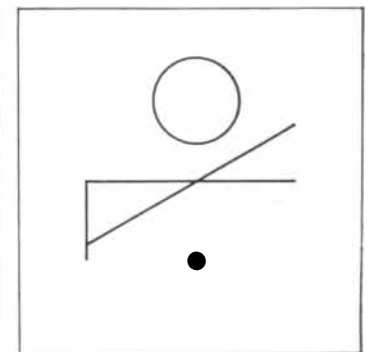
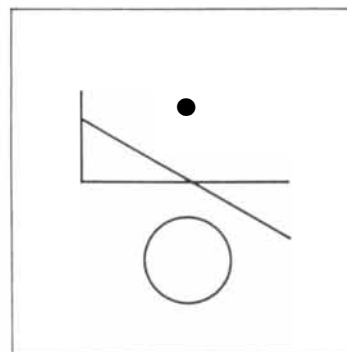
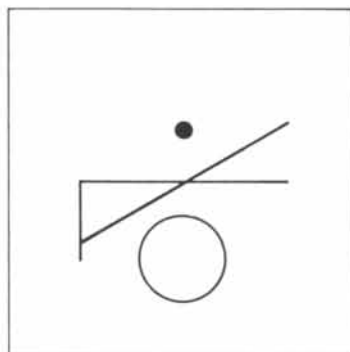
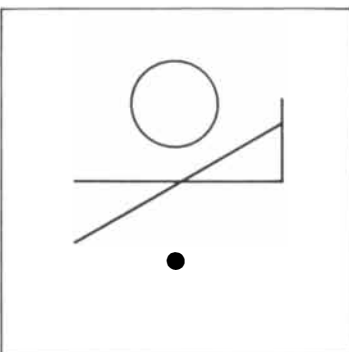
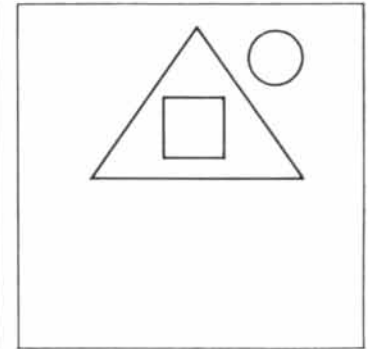
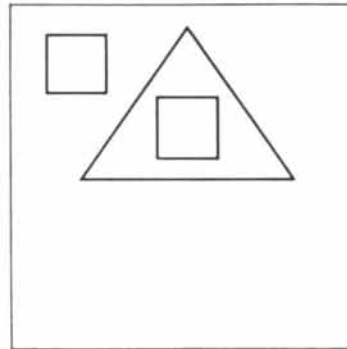
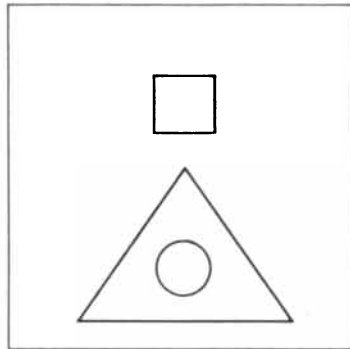
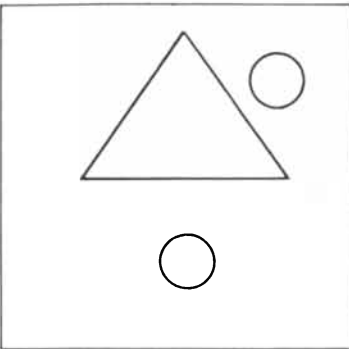
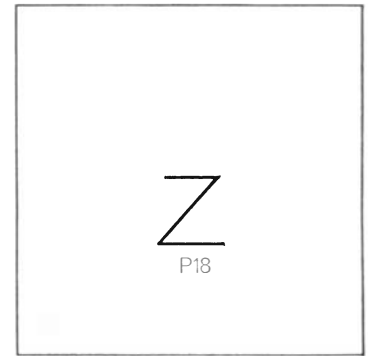
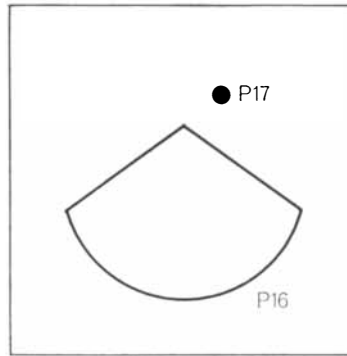
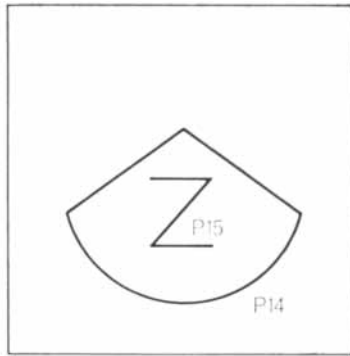
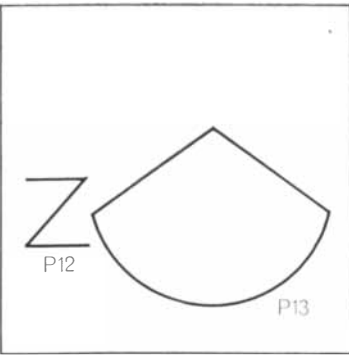
What is interesting and significant about such a program is not simply that it can use trial and error to solve problems. What makes for intelligent behavior is the collection of methods and techniques that select what is to be tried next, that size up the situation and choose a plausible (if not always good)

move and use information gained in previous attempts to steer subsequent analysis in better directions. To be sure, the programs described below do use search, but in the examples we present the solutions were found among the first few attempts rather than after millions of attempts.

A program that makes such judgments about what is best to try next is termed heuristic. Our examples of heuristic programs demonstrate some capabilities similar in principle to those of the checkers program, and others that may be even more clearly recognized as ways of "thinking."

In developing a heuristic program one usually begins by programming some methods and techniques that can solve comparatively uncomplicated



$D_2$  $D_3$  $D_4$  $D_5$ 

here. A computer selected the "best" answer to the top example and the middle one but missed on the bottom one because the pro-

gram is weak in assessing relations among more than two objects. A typical solution is demonstrated in the illustrations that follow.

problems. To solve harder problems one might work directly to improve these basic methods, but it is much more profitable to try to extend the problem solver's general ability to bring a harder problem within reach by breaking it down into subproblems. The machine is provided with a program for a three-step process: (1) break down the problems into subproblems, keeping a record of the relations between these parts as part of the total problem, (2) solve the subproblems and (3) combine the results to form a solution to the problem as a whole. If a subproblem is still too hard, apply the procedure again. It has been found that the key to success in such a procedure often lies in finding a form of description for the problem situation (a descriptive "language") that makes

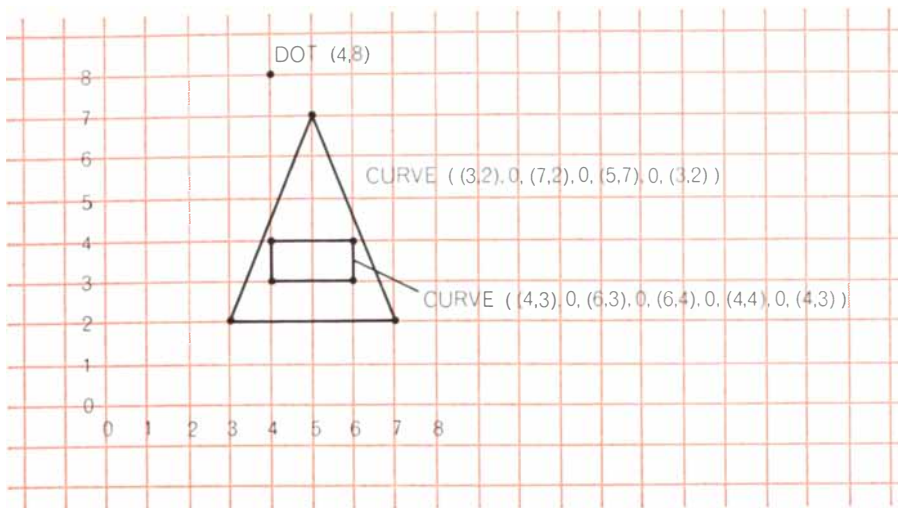
it easy to break the problem down in a useful way.

Our next example of a heuristic program illustrates how descriptive languages can be used to enable a computer to employ analogical reasoning. The program was developed by Thomas Evans, a graduate student at M.I.T., as the basis for his doctoral thesis, and is the best example so far both of the use of descriptions and of how to handle analogies in a computer program.

The problem selected was the recognition of analogies between geometric figures. It was taken from a well-known test widely used for college-admission examinations because its level of difficulty is considered to require considerable intelligence. The general format is

familiar: Given two figures bearing a certain relation to each other, find a similar relation between a third figure and one of five choices offered. The problem is usually written: "A is to B as C is to ( $D_1, D_2, D_3, D_4$  or  $D_5$ ?)." The particularly attractive feature of this kind of problem as a test of machine intelligence is that it has no uniquely "correct" answer. Indeed, performance on such tests is not graded by any known rule but is judged on the basis of the selections of highly intelligent people on whom the test is tried.

Now, there is a common superstition that "a computer can solve a problem only when every step in the solution is clearly specified by the programmer." In a superficial sense the statement is true, but it is dangerously misleading if



FIRST STEP of the program describes the parts of each figure in terms of a coordinate system, as shown for *A* in the top problem on the preceding two pages. The triangle and rectangle are “curves” whose apexes are connected by lines of zero curvature, indicated by 0.

RELATIONS WITHIN

(INSIDE (P <sub>2</sub> ,P <sub>3</sub> ), ABOVE (P <sub>1</sub> ,P <sub>3</sub> ), ABOVE (P <sub>1</sub> ,P <sub>2</sub> ))	A
(LEFT (P <sub>4</sub> ,P <sub>5</sub> ))	B
(INSIDE (P <sub>7</sub> ,P <sub>6</sub> ), ABOVE (P <sub>8</sub> ,P <sub>6</sub> ), ABOVE (P <sub>8</sub> ,P <sub>7</sub> ))	C
(INSIDE (P <sub>10</sub> ,P <sub>9</sub> ), ABOVE (P <sub>11</sub> ,P <sub>9</sub> ), ABOVE (P <sub>11</sub> ,P <sub>10</sub> ))	D <sub>1</sub>
(LEFT (P <sub>12</sub> ,P <sub>13</sub> ))	D <sub>2</sub>
(INSIDE (P <sub>15</sub> ,P <sub>14</sub> ))	D <sub>3</sub>
(ABOVE (P <sub>17</sub> ,P <sub>16</sub> ))	D <sub>4</sub>
(NONE)	D <sub>5</sub>

SIMILARITIES BETWEEN

SIM (P <sub>2</sub> ,P <sub>4</sub> ,0°) (P <sub>2</sub> ,P <sub>4</sub> ,180°) (P <sub>3</sub> ,P <sub>5</sub> ,0°)	A AND B
SIM (P <sub>1</sub> ,P <sub>8</sub> ,0°)	A AND C
NIL	B AND C
SIM (P <sub>6</sub> ,P <sub>9</sub> ,0°) (P <sub>7</sub> ,P <sub>10</sub> ,0°) (P <sub>7</sub> ,P <sub>10</sub> ,180°) (P <sub>8</sub> ,P <sub>11</sub> ,0°)	C AND D <sub>1</sub>
SIM (P <sub>6</sub> ,P <sub>13</sub> ,0°) (P <sub>7</sub> ,P <sub>12</sub> ,0°) (P <sub>7</sub> ,P <sub>12</sub> ,180°)	C AND D <sub>2</sub>
SIM (P <sub>6</sub> ,P <sub>14</sub> ,0°) (P <sub>7</sub> ,P <sub>15</sub> ,0°) (P <sub>7</sub> ,P <sub>15</sub> ,180°)	C AND D <sub>3</sub>
SIM (P <sub>6</sub> ,P <sub>16</sub> ,0°) (P <sub>8</sub> ,P <sub>17</sub> ,0°)	C AND D <sub>4</sub>
SIM (P <sub>7</sub> ,P <sub>18</sub> ,0°) (P <sub>7</sub> ,P <sub>18</sub> ,180°)	C AND D <sub>5</sub>
SIM (P <sub>1</sub> ,P <sub>11</sub> ,0°) (P <sub>1</sub> ,P <sub>17</sub> ,0°)	A AND D <sub>1</sub> , A AND D <sub>4</sub>

it is taken literally. Here we understood the basic concepts Evans wrote into the program, but until the program was completed and tested we had no idea of how the machine’s level of performance would compare to the test scores of human subjects.

Evans began his work on the problem of comparing geometric figures by proposing a theory of the steps or processes the human brain might use in dealing with such a situation. His theory suggested a program of four steps that can be described in psychological terms. First, in comparing the features of the figures *A* and *B* one must select from various possibilities some way in which a description of *A* can be transformed into a description of *B*. This transformation defines certain relations between *A* and *B*. (For example, in the top series of drawings in the illustration on the preceding two pages a small rectangle is inside the triangle in the figure *A* and outside the triangle in the figure *B*.) There may be several such explanations “plausible” enough to be considered. Second, one looks for items or parts in *C* that correspond to parts in *A*. There may be several such “matches” worthy of consideration. Third, in each of the five figures offering answer choices one searches for features that may relate the figure to *C* in a way similar to the way in which the corresponding features in *B* are related to those in *A*. Wherever the correspondence, if any, is not perfect, one can make it more so by “weakening” the relation, which means accepting a modified, less detailed version of the relation. Fourth and last, one can select as the best answer the figure that required the least modification of relations in order to relate it to *C* as *B* is related to *A*.

This set of hypotheses became the framework of Evans’ program. (I feel sure that rules or procedures of the same general character are involved in any kind of analogical reasoning.) His next problem was to translate this rather complex sketch of mental processes into a detailed program for the computer. To do so he had to develop what is certainly one of the most complex programs ever written. The technical device that made the translation possible was the LISP (“list-processor”) programming language McCarthy had developed on the basis of earlier work by Newell, Simon and Shaw. This system provides many automatic services for manipulating expressions and complicated data structures. In particular it is a most convenient method of han-

RELATIONS AND SIMILARITIES are discovered by the program. It notes, for example, that the rectangle (P<sub>2</sub>) is inside the triangle (P<sub>3</sub>), the dot (P<sub>1</sub>) above both the triangle and the rectangle, and so on. Then it lists similarities between such elements in different figures and also notes whether or not the similarity persists if an element is rotated 180 degrees.

ding descriptions consisting of lists of items. And it makes it easy to write interlocked programs that can, for example, use one another as subprograms.

The input for a specific problem in Evans' program is in the form of lists of vertices, lines and curves describing the geometric figures. A subprogram analyzes this information, identifies the separate parts of the figure and reconstructs them in terms of points on a graph and the connecting lines. The steps and processes in the solution of a problem are given in some detail in the illustrations on these two pages. Briefly, the program takes the following course: After receiving the descriptions of the figures (A, B, C and the five answer choices) it searches out topological and geometric relations between the parts in each picture (such as that one object is inside or to the left of or above another). It then identifies and lists similarities between pairs of pictures (A and B, A and C, C and D<sub>1</sub> and so on). The program proceeds to discover all the ways in which the parts of A and B can be matched up, and on the basis of this examination it develops a hypothesis about the relation of A to B (what was removed, added, moved or otherwise changed to transform one picture into the other). Next it considers correspondences between the parts of A and the parts of C. It goes on to look for matchings of the A-to-B kind between the parts in C and each of the D figures (the answer choices). When it finds something approaching a match that is consistent with its hypothesis of the relation between A and B, it proceeds to measure the degree of divergence of the C-to-D relation from the A-to-B relation by stripping away the details of the A-to-B transformation one by one until both relations (A-to-B and C-to-D) are essentially alike. In this way it eventually identifies the D figure that seems to come closest to a relation to C analogous to the A and B relation.

Evans' program is capable of solving problems considerably more complex or subtle than the one we have considered step by step. Among other things, in making decisions about the details of a picture it can take into account deductions from the situation as a whole [see bottom illustration on this page]. No one has taken the trouble to make a detailed comparison of the machine's performance with that of human subjects on the same problems, but Evans' evidence suggests that the present program can score at about the 10th-grade

```

○ (REMOVE A1 ((ABOVE A1 A3) (ABOVE
○ A1 A2) (SIM OB3 A1 ((1.0 . 0.0) .
○ (N.N))))))
○ (MATCH A2 (((INSIDE A2 A3) (ABOVE
○ A1 A2) (SIM OB2 A2 ((1.0 . 0.0) .
○ (N.N)))) . ((LEFT A2 A3) (SIM
○ OB2 A2 ((1.0 . 0.0) . (N.N)) ((1.0 .
○ 3.14) . (N.N)))) (SIMTRAN ((1.0 .
○ 0.0) . (N.N)) ((1.0 . 3.14) . (N.N)
○ ))))
○ (MATCH A3 (((INSIDE A2 A3) (ABOVE
○ A1 A3) (SIM OB1 A3 ((1.0 . 0.0) .
○ (N.N)))) . ((LEFT A2 A3) (SIM
○ OB1 A3 ((1.0 . 0.0) . (N.N))
○ (SIMTRAN ((1.0 . 0.0) . (N.N)
○ ))))

```

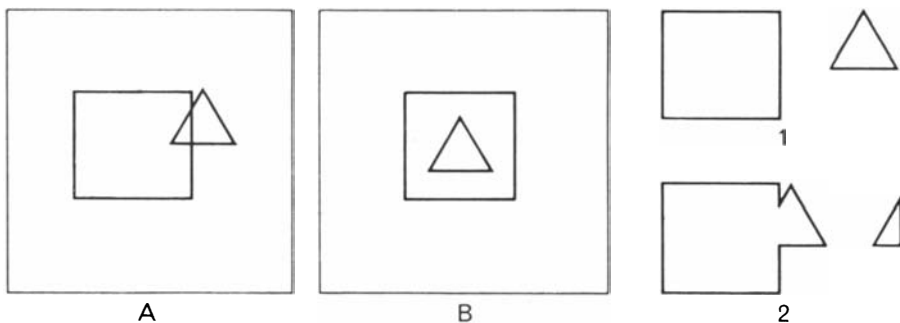
**HYPOTHESIS** about how A is related to B is constructed by the program, which finds ways in which parts of the two figures can be matched up. It lists each element removed, added or matched and also the properties, relations and similarities associated with the element.

```

○ (REMOVE A1 ((ABOVE A1 A3) (ABOVE
○ A1 A2) (SIM OB3 A1 ((1.0 . 0.0) .
○ (N.N))))))
○ (MATCH A2 (((INSIDE A2 A3) (ABOVE
○ A1 A2)) . ((LEFT A2 A3) (SIMTRAN
○ ((1.0 . 0.0) . (N.N)) ((1.0 . 3.14)
○ (N.N))))))
○ (MATCH A3 (((INSIDE A2 A3) (ABOVE
○ A1 A3)) . ((LEFT A2 A3) (SIMTRAN
○ ((1.0 . 0.0) . (N.N))))))

```

**PROGRAM CONCLUDES**, after trying matchings between C and each of the five D figures, that D<sub>2</sub> is the best answer. It does so by considering C-D matchings that are consistent with the A-B hypothesis. By removing details from the A-B expression until it fits the C-D matching, the program selects the C-D match that is least different from the A-B hypothesis.



**REASONING POWER** of the program is illustrated in a different example by its ability to resolve the overlapping objects in A into a rectangle and triangle (1) rather than the other pieces (2). It makes the distinction by observing that the objects at 1 occur in figure B whereas the others do not. That is, program can recognize a "global" aspect of the situation.

level, and with certain improvements of the program that have already been proposed it should do even better. Evans' work on his program had to stop when he reached the limitations of the computer machinery available to him. His program could no longer fit in one piece into the core memory of the computer, and mainly for this reason it took several minutes to run each problem in the machine. With the very large memory just installed at M.I.T.'s Project MAC the program could be run in a few seconds. The new capacity will make possible further research on more sophisticated versions of such programs.

The Evans program is of course a single-minded affair: it can deal only with problems in geometrical analogy.

Although its ability in this respect compares favorably with the ability of humans, in no other respect can it pretend to approach the scope or versatility of human intelligence. Yet in its limited way it does display qualities we usually think of as requiring "intuition," "taste" or other subjective operations of the mind. With his analysis of such operations and his clarification of their components in terms precise enough to express them symbolically and make them available for use by a machine, Evans laid a foundation for the further development (with less effort) of programs employing analogical reasoning.

Moreover, it is becoming clear that analogical reasoning itself can be an important tool for expanding artificial



**A COMPLETE PHOTOGRAPHIC TOOL**



World's Finest Since 1877  
**Linhof**

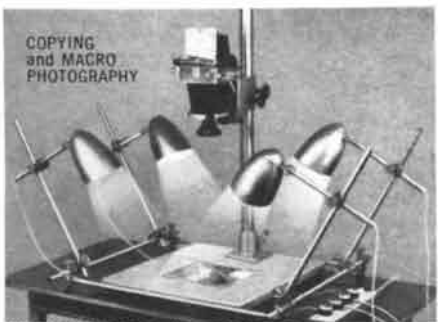
**SUPER TECHNIKA**  
 4 x 5 • 5 x 7 CAMERAS

*... the finest most versatile cameras ever made for*

**PRODUCT • COPYING  
 DOCUMENTARY  
 MACRO • MICRO**

*a complete photographic system for application in the field and laboratory*

**Features:** Rangefinder and ground glass focusing—Lenses from 16-360mm—Triple extension, rotating back, multiple front and back tilts, swings, lateral shift—Uses cut film, plates, roll film—Accessories for photomicrography, macro, copying and documentary.



WRITE DEPT. B.G. FOR LITERATURE  
**KLING PHOTO CORPORATION**  
 P.O. BOX 1060 WOODSIDE, N. Y. 11377  
 A BERKEY PHOTO COMPANY

- (THE PROBLEM TO BE SOLVED IS)  
 (MARY IS TWICE AS OLD AS ANN WAS WHEN MARY WAS AS OLD AS ANN IS NOW . IF MARY IS 24 YEARS OLD , HOW OLD IS ANN Q.)
- (WITH MANDATORY SUBSTITUTIONS THE PROBLEM IS)  
 (MARY IS 2 TIMES AS OLD AS ANN WAS WHEN MARY WAS AS OLD AS ANN IS NOW . IF MARY IS 24 YEARS OLD , WHAT IS ANN Q.)
- (WITH WORDS TAGGED BY FUNCTION THE PROBLEM IS)  
 ((MARY / PERSON) IS 2 (TIMES / OP 1) AS OLD AS (ANN / PERSON) WAS WHEN (MARY / PERSON) WAS AS OLD AS (ANN / PERSON) IS NOW (PERIOD / DLM) IF (MARY / PERSON) IS 24 YEARS OLD , (WHAT / QWORD) IS (ANN / PERSON) (QMARK / DLM))
- (THE SIMPLE SENTENCES ARE)
- ((MARY / PERSON) S AGE IS 2 (TIMES / OP 1) (ANN / PERSON) S AGE G02521 YEARS AGO (PERIOD / DLM))
- (G02521 YEARS AGO (MARY / PERSON) S AGE IS (ANN / PERSON) S AGE NOW (PERIOD / DLM))
- ((MARY / PERSON) S AGE IS 24 (PERIOD / DLM))
- ((WHAT / QWORD) IS (ANN / PERSON) S AGE (QMARK / DLM))
- (THE EQUATIONS TO BE SOLVED ARE)
- (EQUAL G02522 ((ANN / PERSON) S AGE))
- (EQUAL ((MARY / PERSON) S AGE) 24)
- (EQUAL (PLUS ((MARY / PERSON) S AGE) (MINUS (G02521))) ((ANN / PERSON) S AGE))
- (EQUAL ((MARY / PERSON) S AGE) (TIMES 2 (PLUS ((ANN / PERSON) S AGE) (MINUS (G02521)))))
- (ANN S AGE IS 18)

“STUDENT,” an English-reading program created by Daniel Bobrow, solves algebra problems. As shown here, Student restates a problem, then analyzes the words in terms of its library of definitions and relations, sets up the proper equations and gives the solution. The machine has invented the symbol G02521 to represent the X used in text of the article.

intelligence. I believe it will eventually be possible for programs, by resorting to analogical reasoning, to apply the experience they have gained from solving one kind of problem to the solution of quite different problems. Consider a situation in which a machine is presented with a problem that is too complicated for solution by any method it knows. Ordinarily to cope with such contingencies the computer would be programmed to split the problem into subproblems or subgoals, so that by solving these it can arrive at a solution to the main problem. In a difficult case, however, the machine may be unable to break the problem down or may become lost in a growing maze of irrelevant subgoals. If a machine is to be able to deal, then, with very hard problems, it must have some kind of planning ability—an ability to find a suitable strategy.

What does the rather imprecise word “planning” mean in this context? We can think of a definition in terms of machine operations that might be useful: (1) Replace the given problem by a similar but simpler one; (2) solve this analogous problem and remember the steps in its solution; (3) try to adapt the steps of the solution to solve the original problem. Newell and Simon have actually completed an experiment embody-

ing a simple version of such a program. It seems to me that this area is one of the most important for research on making machine intelligence more versatile.

I should now like to give a third example of a program exhibiting intelligence. This program has to do with the handling of information written in the English language.

Since the beginnings of the evolution of modern computers it has been obvious that a computer could be a superb file clerk that would provide instant access to any of its information—provided that the files were totally and neatly organized and that the kinds of questions the computer was called on to answer could be completely programmed. But what if, as in real life, the information is scattered through the files and is expressed in various forms of human discourse? It is widely supposed that the handling of information of this informal character is beyond the capability of any machine.

Daniel Bobrow, for his doctoral research at M.I.T., attacked this problem directly: How could a computer be programmed to understand a limited range of ordinary English? For subject matter he chose statements of problems in high school algebra. The purely



## One girl typing pool

The proof is in her production—plus the application flexibility that makes it possible to “time share” the Dura Edit Control with other departments. When she has to retype revised or updated material, changes only are typed manually. All unchanged material is retyped automatically at up to 175 w.p.m.

Before purchasing your next typewriter *at any price*—first you must see the Dura Edit Control in action. Call your local Dura office or send in the coupon today.

# DURA

**BUSINESS MACHINES**

DIVISION OF **DC** dura corporation  
\*Trademark Dura Corporation

### CUT your typing costs!

**Dura Business Machines**  
Dept. SA26-96  
32200 Stephenson Highway  
Madison Heights, Mich. 48071

Gentlemen:  
Please send me your new brochure on the Dura Edit Control System.

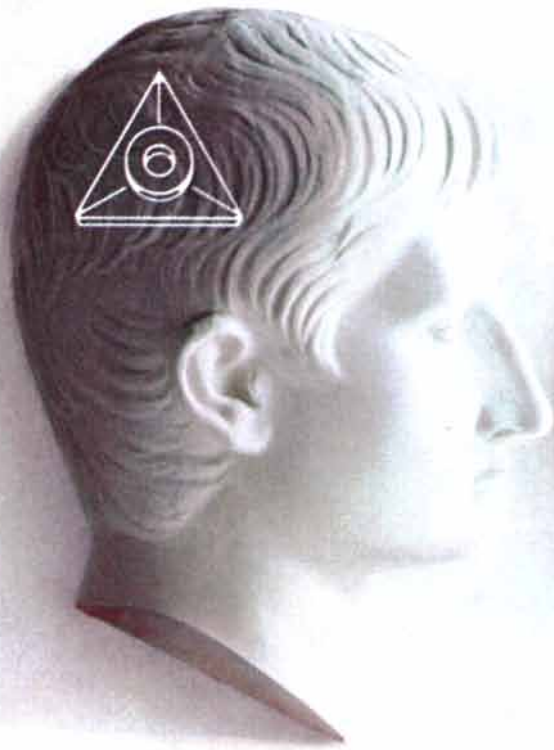
NAME \_\_\_\_\_ TITLE \_\_\_\_\_

COMPANY \_\_\_\_\_



ADDRESS \_\_\_\_\_

CITY \_\_\_\_\_ STATE \_\_\_\_\_ ZC \_\_\_\_\_

The quickest way to transform an idea into a finished product is Cybermation.




You communicate your idea • in quantitative data form

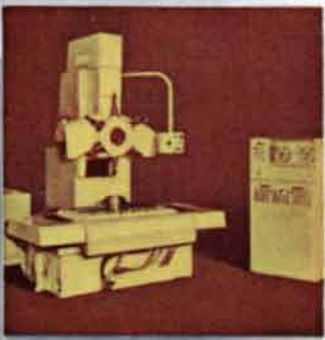


to an N/C machine • to produce the finished product.





## Cincinnati Lathe and Tool Co. enters the "Age of Cybermation" with the N/C output systems that give management more complete control of operations.



Cybermation means direct control of manufacturing, by management, from idea to finished product. We predict that by 1975, 80 per cent of all general-purpose machine tool production in the U.S. will come from numerically controlled machines. Since N/C enables management to communicate directly with the machine, the Age of Cybermation is at hand.

As pioneers in this field, and builders of more N/C machines than any other manufacturer, we have had to solve two basic problems.

First, we have had to develop N/C machines which will perform varying functions with efficiency equal to, or greater than, any collection of single-purpose machines. Examples of our Cintimatic N/C machines—Cybermatic output systems—are shown at left. Others are in advanced development and testing.

Second, we have had to develop services, techniques and materials to enable users to communicate efficiently with our machines, to make the most of their enormous potential. To do this we have become increasingly involved in user operations. We train your programmers and develop computer techniques to help them. We instruct users in the proper operation and maintenance of N/C machines. We provide complete field service. We facilitate financing by showing potential users (and often their bankers) how N/C machines pay for themselves through faster production, reduced inventories, scrap, jigs and fixtures—plus savings in capital, floor space, materials handling, queue loss, setup time and manpower. In short, we help each user of our N/C equipment maximize its value to his entire operation.

We market not simply machines, but N/C output devices including communicating and operating services and materials—for Cybermatic systems. For details on their application to your operation, contact Cincinnati Lathe and Tool Co., subsidiary of The Cincinnati Milling Machine Company, Cincinnati, Ohio 45209.

**PROFIT THROUGH CYBERMATION:  
CINCINNATI LATHE AND TOOL CO.**





## What's a chamber orchestra without a fugue?

### Or what is a computer without a Digitek compiler?

The rigid simplicity of a Bach fugue hides within it countless variations, combinations, tonalities and rhythms. The orchestra comes to life. Meaningfully.

In a similar fashion, a computer depends upon a compiler which, in order to do its translation job from scientific or business shorthand to the language a computer will understand, must embody this same integrity of structure. Meaningfully.

Digitek has developed an absolutely unique compilation system (a complete explanation is available on request) which will extend your present computer system far beyond its present capabilities. So far, in fact, that Digitek compilers pay for themselves and more... in increased output, in efficiency, in time, in dollars.

For full language PL/1, ask Bell Labs. For SIMSCRIPT, ask General Electric. For FORTRAN IV, ask International Business Machines. Or the French National Post Office. Or just ask Digitek. Get the counterpoint?

**DIGITEK** CORPORATION

6151 WEST CENTURY BOULEVARD, LOS ANGELES, CALIFORNIA 90045 (213) 670-9040

mathematical solution of these problems would be child's play for the computer, but Bobrow's main concern was to provide the computer with the ability to read the informal verbal statement of a problem and derive from that language the equations required to solve the problem. (This, and not solution of the equations, is what is hard for students too.)

The basic strategy of the program (which is named "Student") is this: The machine "reads in" the statement of the problem and tries to rewrite it as a number of simple sentences. Then it tries to convert each simple sentence into an equation. Finally it tries to solve the set of equations and present the required answer (converted back to a simple English sentence). Each of these steps in interpreting the meaning is done with the help of a library (stored in the core memory) that includes a dictionary, a variety of factual statements and several special-purpose programs for solving particular kinds of problems. To write the program for the machine Bobrow used the LISP programming language with some new extensions of his own and incorporated techniques that had been developed by Victor H. Yngve in earlier work on language at M.I.T.

The problems the machine has to face in interpreting the English statements are sometimes quite difficult. It may have to figure out the antecedent of a pronoun, recognize that two different phrases have the same meaning or discover that a necessary piece of information is missing. Bobrow's program is a model of informality. Its filing system is so loosely organized (although it is readily accessible) that new information can be added to the dictionary by dumping it in anywhere. Perhaps the program's most interesting technical aspect is the way it cuts across the linguist's formal distinction between syntax and semantics, thus avoiding problems that, it seems to me, have more hindered than helped most studies of language.

The illustrations on page 252 and on this page show three problems as they were solved by Student. The remarkable thing about Student is not so much that it understands English as that it shows a basic capacity for understanding anything at all. When it runs into difficulty, it asks usually pertinent questions. Sometimes it has to ask the person operating the computer, but often it resolves the difficulty by referring to the knowledge in its files. When, for instance, it meets a statement such as "Mary is twice as old as Ann was when Mary was as old as Ann is now," the program knows how

to make the meaning of "was when" more precise by rewriting the statement as two simple sentences: "Mary is twice as old as Ann was  $X$  years ago.  $X$  years ago Mary was as old as Ann is now."

Bobrow's program can handle only a small part of the grammar of the English language, and its semantic dictionaries are quite limited. Yet even though it can make many kinds of mistakes within its linguistic limitations, it probably surpasses the average person in its ability to handle algebra problems stated verbally. Bobrow believes that, given a larger computer memory, he could make Student understand most of the problems that are presented in high school first-algebra textbooks.

As an example of another kind of intelligence programmed into a machine, a program developed by Lawrence G. Roberts as a doctoral thesis at M.I.T. endows a computer with some ability to analyze three-dimensional objects [see illustration on page 246]. In a single two-dimensional photograph of a solid object the program detects a number of the object's geometrical features. It uses these to form a description in terms of lines and then tries to analyze the figure as a composite of simpler building blocks (rectangular forms and prisms). Once the program has performed this analysis it can reconstruct the figure from any requested point of view, drawing in lines that

```

○ (THE PROBLEM TO BE SOLVED IS)
○ (THE GAS CONSUMPTION OF MY CAR IS 15 MILES PER GALLON . THE
○ DISTANCE BETWEEN BOSTON AND NEW YORK IS 250 MILES . WHAT IS
○ THE NUMBER OF GALLONS OF GAS USED ON A TRIP BETWEEN NEW YORK
○ AND BOSTON Q.)

○ (THE EQUATIONS TO BE SOLVED ARE)
○ (EQUAL G02556 (NUMBER OF GALLONS OF GAS USED ON TRIP BETWEEN
○ NEW YORK AND BOSTON))
○ (EQUAL (DISTANCE BETWEEN BOSTON AND NEW YORK) (TIMES 250 (MILES)))
○ (EQUAL (GAS CONSUMPTION OF MY CAR) (QUOTIENT (TIMES 15 (MILES))
○ (TIMES 1 (GALLONS))))

○ THE EQUATIONS WERE INSUFFICIENT TO FIND A SOLUTION
○ (USING THE FOLLOWING KNOWN RELATIONSHIPS)
○ ((EQUAL (DISTANCE) (TIMES (SPEED) (TIME))) (EQUAL (DISTANCE)
○ (TIMES (GAS CONSUMPTION) (NUMBER OF GALLONS OF GAS USED))))

○ (ASSUMING THAT)
○ ((DISTANCE) IS EQUAL TO (DISTANCE BETWEEN BOSTON AND NEW YORK))

○ (ASSUMING THAT)
○ ((GAS CONSUMPTION) IS EQUAL TO (GAS CONSUMPTION OF MY CAR))

○ (ASSUMING THAT)
○ ((NUMBER OF GALLONS OF GAS USED) IS EQUAL TO (NUMBER OF GALLONS
○ OF GAS USED ON TRIP BETWEEN NEW YORK AND BOSTON))

○ (THE NUMBER OF GALLONS OF GAS USED ON A TRIP BETWEEN NEW YORK
○ AND BOSTON IS 16.66 GALLONS)
  
```

**MOMENTARILY STUMPED** at finding unknowns for which it has no equations, Student makes a guess that two phrases describe the same thing and goes on to solve the problem.

```

○ (THE PROBLEM TO BE SOLVED IS)
○ (THE GROSS WEIGHT OF A SHIP IS 20000 TONS . IF ITS NET WEIGHT
○ IS 15000 TONS , WHAT IS THE WEIGHT OF THE SHIPS CARGO Q.)

○ THE EQUATIONS WERE INSUFFICIENT TO FIND A SOLUTION

○ TRYING POSSIBLE IDIOMS

○ (DO YOU KNOW ANY MORE RELATIONSHIPS AMONG THESE VARIABLES)

○ (GROSS WEIGHT OF SHIP)

○ (TONS)

○ (ITS NET WEIGHT)

○ (WEIGHT OF SHIPS CARGO)

○ yes
○ TELL ME

○ (the weight of a ships cargo is the difference between
○ the gross weight and the net weight)

○ THE EQUATIONS WERE INSUFFICIENT TO FIND A SOLUTION

○ (ASSUMING THAT)
○ ((NET WEIGHT) IS EQUAL TO (ITS NET WEIGHT))

○ (ASSUMING THAT)
○ ((GROSS WEIGHT) IS EQUAL TO (GROSS WEIGHT OF SHIP))

○ (THE WEIGHT OF THE SHIPS CARGO IS 5000 TONS)
  
```

**LACKING INFORMATION** with which to solve a problem, Student asks for help. The operator (typing in lowercase letters) provides the necessary relations but does not use the same words as the problem used, forcing literal-minded Student to make some assumptions.



# More than 5000 scientists and engineers work here



DAYTON

A concentration of research activity, here in West Central Ohio, is making significant contributions in many fields of scientific interest. Stimulated by the presence of major Air Force and Aero Space research laboratories, well-staffed research facilities are maintained by many locally-based industries and independent research organizations. Colleges and universities in and around the area are adding in important ways to the development of this scientific complex.

West Central Ohio offers many advantages to science-oriented industry. If you would like more information—please write for your copy of "The Scientific Community."

**C. L. Gillum**  
Area Development Department  
The Dayton Power and Light Company  
Dayton, Ohio 45401

**"Computer Talk"**  
A Springbok Circular Jigsaw Puzzle\* for scientific Americans

Based on the Spectra 70 "Language Wheel" from R.C.A. Electronic Data Processing. Each concentric circle illustrates a form of computer language. Cobol, Fortran, Punched Paper Tape, Magnetic Ink Type Font and many others are shown. An enjoyable challenge—informative and accurate. \$3.50

SEND FOR CATALOG OF

**OVER 50 SUBJECTS AVAILABLE**

- **CONVERGENCE**  
World's most difficult puzzle by famous Jackson Pollock.
- **Equivocation**  
Cunningham creates optical illusion with rectangles and parallelograms.
- **Kabuki**  
Brilliant gold and red, silk and brass Japanese embroidery.
- **Disks of Newton**  
Kupka's 1912 development of abstract art with swirling, singing color.
- **Bacchus Mosaic**  
3rd century Greco-Roman mosaic of the wine god in glowing color.

**\$3.50 At Better Department, Gift, Stationery and Book Stores**  
or send \$3.50 plus 50¢ postage and handling to:  
**SPRINGBOK EDITIONS\***  
Dept. SA1, 500 Fifth Avenue, N.Y.C. 10036

```

O ((STUDENT ($) (/ (*S ORGRB 1)) *)
(* ($) (1 (FN TERPRI) (FN TERPRI) (FN TERPRI)) *)
(* ((*P THE PROBLEM TO BE SOLVED IS)) *)
O (IDIOMS ($)
(* (HOW OLD) (WHAT) IDIOMS)
(* (IS EQUAL TO) (IS) IDIOMS)
(* (YEARS YOUNGER THAN) (LESS THAN) IDIOMS)
(* (YEARS OLDER THAN) (PLUS) IDIOMS)
(* (PERCENT LESS THAN) (PERLESS) IDIOMS)
(* (LESS THAN) (LESSTHAN) IDIOMS)
(* (THESE) (THE) IDIOMS)
(* (MORE THAN) (PLUS) IDIOMS)
O (* (FIRST TWO NUMBERS) (THE FIRST NUMBER AND THE
SECOND NUMBER) IDIOMS)
O (* (THREE NUMBERS) (THE FIRST NUMBER AND THE SECOND
NUMBER AND THE THIRD NUMBER) IDIOMS)
(* (ONE HALF) (.5000) IDIOMS)
(* (TWICE) (2 TIMES) IDIOMS)
O (* (TWO NUMBERS) SIM)
(* (* DOLLAR) $1) (2 DOLLARS) IDIOMS)
O (* (CONSECUTIVE TO) ((QUOTE 1) PLUS) IDIOMS)
(* (LARGER THAN) (PLUS) IDIOMS)
(* (PER CENT) (PERCENT) IDIOMS)
O (* (HOW MANY) (HOWM) IDIOMS)
(* (SQUARE OF) (SQUARE) IDIOMS)
(* ($.15) MULTIPLIED BY) (TIMES) IDIOMS)
O (* ($.15) DIVIDED BY) (DIVBY) IDIOMS)
(* (THE SUM OF) (SUM) IDIOMS)
(* ($) (/ (*S NONID 1)) *)
O (WORDS ($) 0 (/ (*Q SHELF (FN GETDCT 1 DICT)))
(* ($) (WORDS) (*S SHELF) *)
(* (THE) (THE) (1) THE) *)
O (* ($) (/ (*S MARKWD 1)) *)
(* (AS OLD AS) AGEPROB)
O (* (AGE) AGEPROB)
(* (YEARS OLD) AGEPROB)
O (* ($) (/ (*D RETURN SENTENCE)) BRACKET)
(* SENTENCE ($) ((*N PROBLEM)) *)
O (* ($) 0 (/ (*S FIND (*E 1)) (*D RETURN SENTENCE
OPFORM))
O (QUIET ($) *)
(SUBSTITUTIONS ($) ((FN TERPRI) (*A NONID)) *)
O (* ((*P WITH MANDATORY SUBSTITUTIONS THE PROBLEM IS)) *)
O (TAGGING ($) ((FN TERPRI) (*A MARKWD)) *)
O (* ((*P WITH WORDS TAGGED BY FUNCTION THE PROBLEM IS)) *)
O
  
```

**BOBROW'S PROGRAM** is written in a language, **METEOR**, that he developed from the established programming language **LISP**. A small part of the program is illustrated here.

were originally hidden and suppressing lines that should not appear in the new picture. The program employs some rather abstract symbolic reasoning.

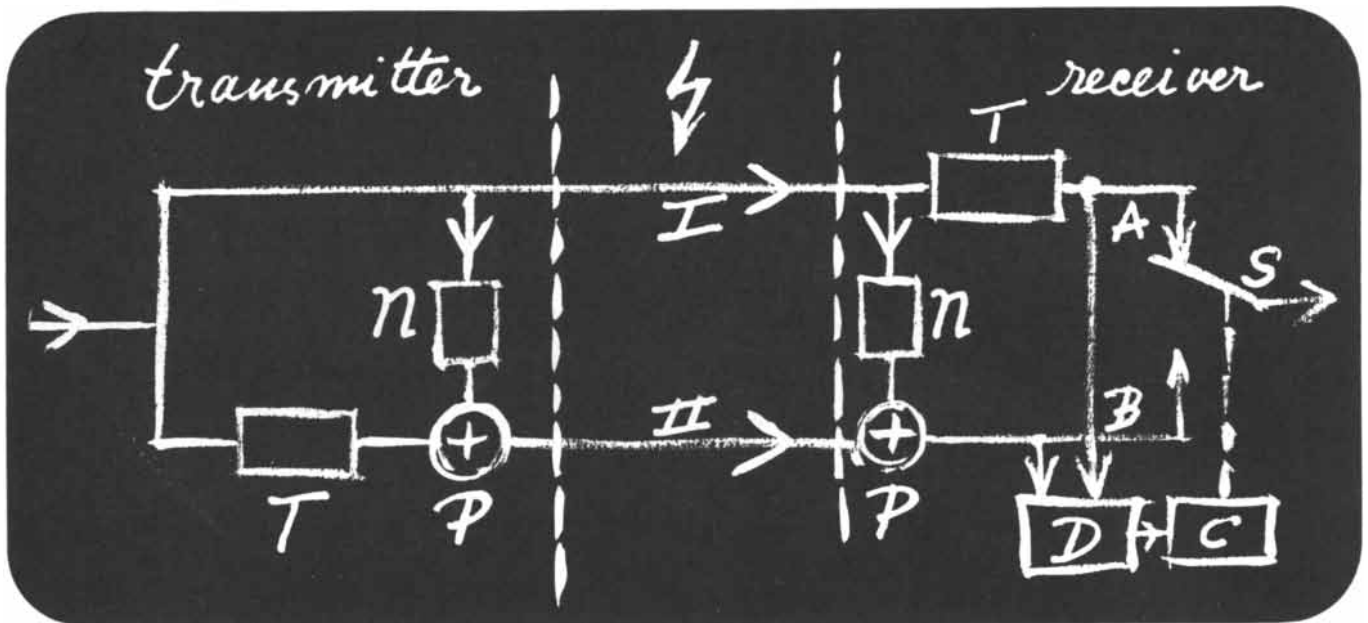
The exploration of machine intelligence has hardly begun. There have been about 30 experiments at the general level of those described here. Each investigator has had time to try out a few ideas; each program works only in a narrow problem area. How can we make the programs more versatile? It cannot be done simply by putting together a collection of old programs; they differ so much in their representation of objects and concepts that there could be no effective communication among them.

If we ask, "Why are the programs not more intelligent than they are?" a simple answer is that until recently resources—in people, time and computer capacity—have been quite limited. A number of the more careful and serious attempts have come close to their goal (usually after two or three years of work); others have been limited by core-memory capacity; still others encountered programming difficulties. A few projects have not progressed nearly as much as was hoped, notably projects in language translation and mathematical theorem-proving. Both cases, I

think, represent premature attempts to handle complex formalisms without also somehow representing their meaning.

The problem of combining programs is more serious. Partly because of the very brief history of the field there is a shortage of well-developed ideas about systems for the communication of partial results between different programs, and for modifying programs already written to meet new conditions. Until this situation is improved it will remain hard to combine the results of separate research projects. Warren Teitelman of our laboratory has recently developed a programming system that may help in this regard; he has demonstrated it by re-creating in a matter of hours the results of some earlier programs that took weeks to write.

The questions people most often ask are: Can the programs learn through experience and thus improve themselves? Is this not the obvious path to making them intelligent? The answer to each is both yes and no. Even at this early stage the programs use many kinds of processes that might be called learning; they remember and use the methods that solved other problems; they adjust some of their internal characteristics for the best performance; they "associate" symbols that have been correlated in the past. No program today,



### *A says "yes", B says "no" - Who is right?*

If A says "yes" and B says "no", then who is right? This riddle, reminiscent of the tales about King Solomon, is encountered in this twentieth century by those who are involved, in telecommunications, with error-correction by means of diversity.

At first sight the problem seems unsolvable: if two identical signals are transmitted and one of the signals received is disturbed, then the fact that perturbation is present can easily be detected, but how to know which one of the two signals is right and which is wrong?

A simple solution was found by Mr. Zegers from our laboratory. He observed that the riddle can be answered, if A is made to tell the truth somewhat longer than B.

In the system based on this principle the same information is sent over two parallel channels. In channel I the signal is delayed (T) at the receiving end, in channel II it is likewise delayed, but at the sender. Without perturbation, the signals A and B are equal and either of them may be delivered at the output. In case of a heavy disturbance in the transmission path (e.g. an interruption) the signals A and B at once show a discrepancy. This is de-

tected by the detector D which starts a counter C. This in turn operates switch S in such a way that the reliable information stored in T is read out first. Then, just before the unreliable information is going to appear at point A, the switch is connected to B, where the information is reliable again if the perturbation has been shorter than the time interval T. After the switch has been in position B during T, it is returned to its original position and the system is ready for the elimination of the next disturbance.

For efficient operation of the system each perturbation in the transmission path must be detected at an early stage. For heavy disturbances, as mentioned above this is no problem: errors in channel-path II are detected in the receiver without time delay. However, in the case of single errors occurring in channel-path I only, D cannot detect these in time. For early detection of these errors too, the information of both channels is combined in the following manner: at the sender the information in channel I is made to operate on that in channel II via a branch, containing a  $n$ -stage shift register with internal forward connections and a modulo-two adder P. An identical combination used at the receiving

end, cancels the influence of the two modulo-two adders as far as the information is concerned, but errors occurring in either channel will now affect the detector D in time.

With a system designed to eliminate error bursts of up to 1000 bits (as may occur e.g. in public telephone lines) it has been found that the probability of errors at the output may be decreased by a factor between 100 and 1000, depending on line conditions. A continuous stream of digital information can thus be transported over a heavily disturbed transmission path without the need of complex coding arrangements.

*A monologue by  
Mr. F. de Jager of  
Philips Research  
Laboratories.  
Eindhoven,  
the Netherlands.*

The Philips Research Laboratories carry out research in many fields of fundamental science. Among these: Acoustics, Chemistry, Cryogenics, Perception, Plasma, Material testing, Nuclear physics, Solid state physics, Telecommunications.


The laboratories are an integral adjunct to the International Concern whose simple slogan is:

trust in **PHILIPS** is world-wide









## Support!

Usually, when you buy a reel of precision magnetic tape from somebody, they thank you and wish you lots of luck.

When it comes to using it, you're on your own.

Not so at Computron. We have a selfish interest in making sure that Computape gives you a maximum performance in every application. That's why qualified data recording engineers are available, in every Computron regional office across the country, to give practical, technical advice and assistance to Computape users.

We support Computape users all the way . . . and vice versa.

We would like to tell you more about Computape and Computron engineering support. Write today for the full story.



A PRODUCT OF COMPUTRON INC.  
122 CALVARY ST., WALTHAM, MASS. 02154



## What's Happening at IBM?

### Just About Everything Under The Sun—And Beyond!

As you know, twenty years ago the development of the electronic computer was just a beginning. In the short space of time since then it has come to be called the most beneficial invention in history.

Today the pace of new applications is (literally) fantastic. Business, government, law, education, medicine, science and the humanities. All are affected by IBM's information and control systems. *Positively* affected.



Best of all, there may be a place for you in the midst of all this excitement. To find out where you fit into the contemporary scheme of things with IBM, write, outlining your experience and interests to: Manager of Recruiting Administration, Dept. 659W, IBM Corporate Headquarters, Armonk, New York 10504.

IBM is an Equal Opportunity Employer.

**IBM**®

It's what's happening—in computers and computer applications.



# MATHEMATICAL GAMES

## *The problem of Mrs. Perkins' quilt, and answers to last month's puzzles*

by Martin Gardner

The mathematical and physical sciences edition of *The Proceedings of the Cambridge Philosophical Society*, one of the least frivolous of British journals, startled its readers in July, 1964, by publishing a lead article that bore the title "Mrs Perkins's Quilt." It was a technical discussion by the University of Cambridge mathematician J. H. Conway of one of the most useless but intriguing unsolved problems in recreational geometry.

The problem belongs to a large family of combinatorial questions that involve the packing of squares into larger squares. The best-known problem of this type is that of fitting a set of squares no two of which are alike into a larger square without any overlap or leftover space. If we think of the larger square as a lattice of unit squares to be divided along lattice lines into unequal squares, the smallest-known square that can be so divided has a side of 175 units. It can be cut into 24 unequal squares. The reader will find a picture of it on page 206 of *The 2nd Scientific American Book of Mathematical Puzzles & Diversions*, in a chapter by William T. Tutte explaining how he and his friends used electrical-network theory to find "squared squares" of this type.

The problem of Mrs. Perkins' quilt (it was named by the English puzzlist Henry Ernest Dudeney when he first introduced it) is the same as the problem considered by Tutte except for the elimination of one constraint: the smaller squares *need not be different*. A square lattice of any order  $n$  obviously can be divided into  $n^2$  unit squares. The problem, however, is to determine the smallest number of squares into which it can be divided. This seems like a less constrained version of the Tutte problem, but the relaxed conditions do not appear to make the analysis any easier.

Mrs. Perkins' quilt is best approached

by starting with the smallest sizes [see illustration on opposite page]. Solutions for squares of order 1 and order 2 are trivial. The order-3 square has the unique six-square pattern shown. (Rotations and reflections are not considered different.) Because 4 is a multiple of 2, the order-4 square can be divided, like the order-2, into four equal squares. But since this is merely a blown-up version of the order-2 pattern, we add a new proviso: the smaller squares must not have a common divisor. This leads to the minimum seven-square pattern shown, the minimum pattern that cannot be drawn on a lower-order square. Such a dissection is called a "prime dissection" of the square. Any solution for a square whose side is a prime will be a prime dissection, but for nonprime-order squares we must make sure that the dissection is prime, otherwise the minimum pattern will simply be a trivial repetition of the minimum pattern for the square whose order is the lowest factor of the square's side. Mrs. Perkins' problem can now be stated precisely as that of finding minimum prime dissections for squares of any order. Solutions for the first 12 squares are shown in the illustration.

When the square's order is in the Fibonacci series 1, 1, 2, 3, 5, 8, 13... (in which each term is the sum of the preceding two terms), a minimal *symmetrical* prime dissection is obtained by dividing it into squares with sides in the Fibonacci series. This produces minimum patterns for orders 1, 2, 3, 5 and 8, as shown, but breaks down for the order-13. The illustration on page 266 shows a symmetrical Fibonacci dissection for order-13. Readers are invited to see if they can reduce this from 12 to 11 squares, the minimum, by departing from symmetry; that is, by producing a pattern not superposable on its mirror image. The unique solution will be given next month.

What is desired, of course, is a general procedure by which minimum prime dissections can be found for squares of any order, and a formula that

expresses the minimum number of squares as a function of the order of the larger square. Answers to both questions are nowhere in sight. Conway proved that the minimum prime dissection for a square of order  $n$  was equal to or greater than  $\log_2 n$ , and equal to or less than  $6\sqrt[3]{n} + 1$ . In 1965 G. B. Trustrum of the University of Sussex published a proof that the least upper bound is  $6\log_2 n$ . For higher-order squares this is an improvement over Conway's result, but it is still far from an explicit formula.

Leo Moser, head of the mathematics department at the University of Alberta, is cited in Conway's article for his early work on Mrs. Perkins' quilt. In more recent years Moser has turned to several other square-packing problems. Consider, for example, squares with sides that form the harmonic series  $1/2 + 1/3 + 1/4 + 1/5 \dots$ . The sum of these sides increases without limit. But the *areas* of these squares form a different series,  $1/4 + 1/9 + 1/16 + 1/25 \dots$ , that converges, surprisingly, on the limit  $(\pi^2/6) - 1$  (surprising because of that unexpected appearance of pi). This is a little more than .6. Moser first asked himself: Can this infinite set of squares be fitted, without overlap, inside a unit square? The answer is yes. The illustration on page 269 shows his simple way of doing it. The square is first divided into strips with widths of  $1/2, 1/4, 1/8 \dots$ . Because this series has the limit sum of 1, an infinity of such strips can be placed inside the unit square. Within each strip, squares are placed in descending order of size, starting on the left with a square that fills that end of the strip. In this way the infinite set of squares is comfortably accommodated, with a trifle less than .4 of the large square remaining uncovered. In a paper not yet published Moser and his collaborator J. W. Moon, also at the University of Alberta, push the problem to its ultimate. They show that the infinite set of squares can be fitted into a square of side  $5/6$  but into no smaller square. The paper contains other related results, including an elegant proof that any set of squares with a combined area of 1 can be packed without overlap into a square of side 2.

Among the many unsolved problems that concern the packing of squares into a larger square, one of the most infuriating is an unpublished problem proposed a few years ago by Richard B. Britton of Carlisle, Mass. He had read Tutte's article in this department on squaring the square with unequal

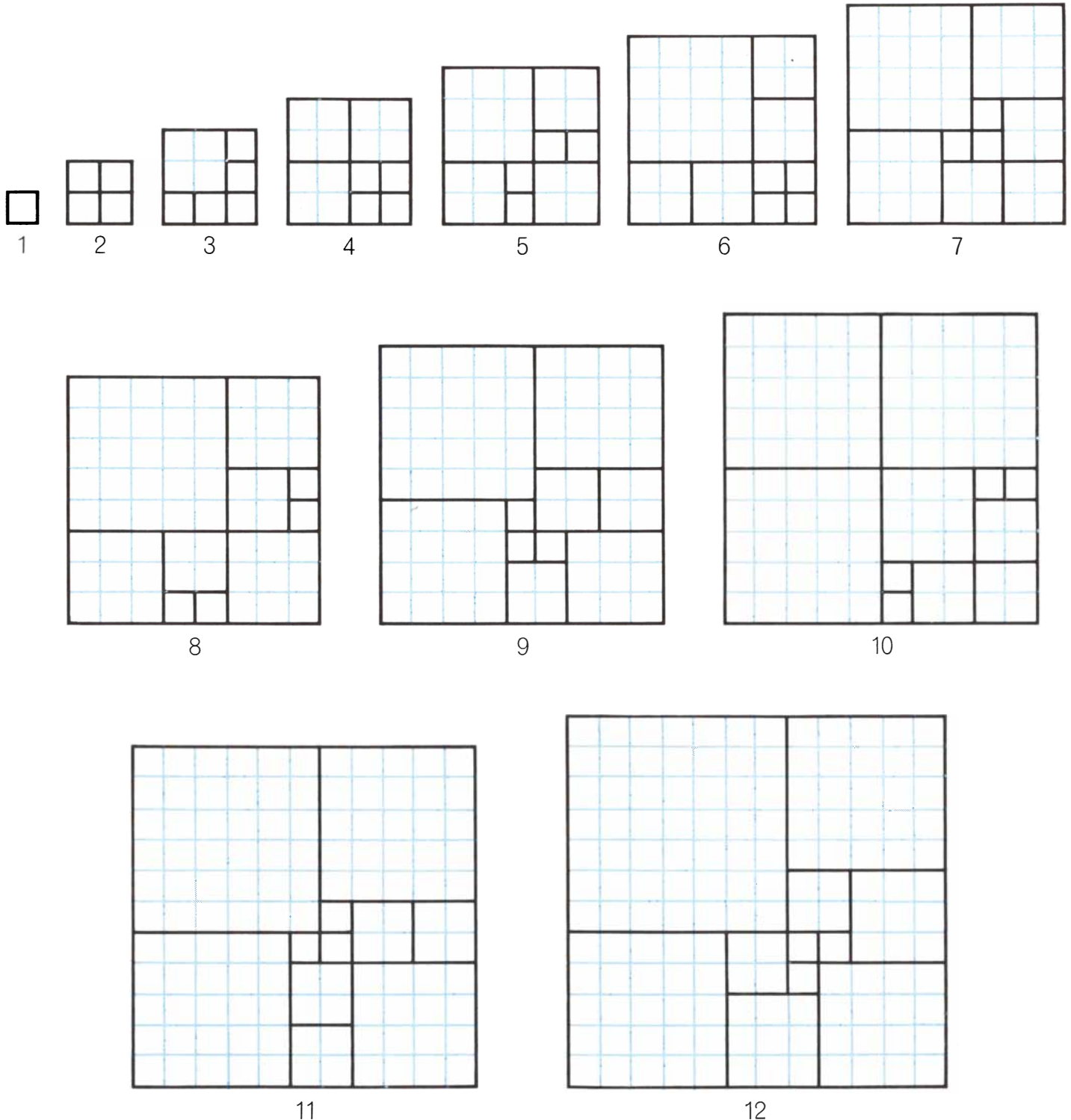
squares and wondered if it would be possible to divide a square into smaller squares with sides in serial order 1, 2, 3, 4, 5... This would be possible, of course, only if the partial sum of the corresponding series of areas,  $1 + 4 + 9 + 16 + 25 \dots$ , ever reaches a number that is itself a square. This does not happen until the first 24 square numbers have been added. The sum of  $1^2 + 2^2 + 3^2 + \dots + 24^2$  is 4,900, which is  $70^2$ . Curiously, this never happens again.

The discovery of the uniqueness of 4,900 has an interesting history that involves a type of three-dimensional "figurate" number called a "pyramidal number." Pyramidal numbers are the cardinal numbers of sets of cannonballs that can be stacked into four-sided pyramids with no balls left over. Since each layer of such a pyramid is a square of balls, starting with one on top, then a layer of four, then a layer of nine, and so on, it is easy to see that a pyramidal number must be a partial sum of the

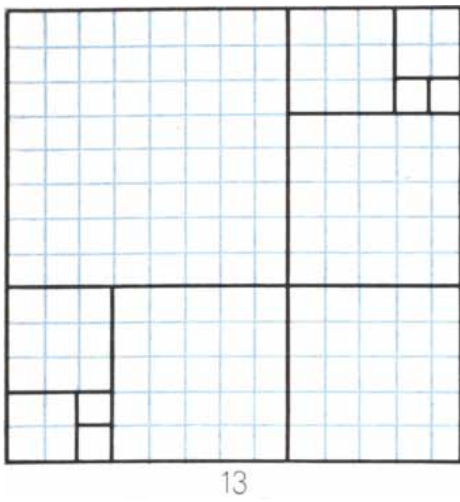
series  $1^2 + 2^2 + 3^2 + \dots + n^2$ . The formula for such a number can be written in this form:

$$\frac{n(n+1)(2n+1)}{6}$$

An old puzzle asked for the smallest number of cannonballs that will form a four-sided pyramid and can also be rearranged flat on the ground to form a perfect square. In algebraic terms the problem asked for the smallest positive



*Solutions to the quilt problem for the first 12 squares*



Symmetrical pattern for order-13 square

integral values of  $m$  and  $n$  that satisfy the Diophantine equation

$$\frac{n(n+1)(2n+1)}{6} = m^2.$$

The French mathematician Edouard Lucas, and later Dudeney, both conjectured that  $n = 24$ ,  $m = 70$  were the only positive integers that satisfied this equation, other than the trivial case of  $n = 1$ ,  $m = 1$ . Put another way, 4,900 is the only number greater than 1 that is both square and pyramidal. It was not until 1918 that G. N. Watson (in *Messenger of Mathematics*, New Series, Vol. 48, pages 1–22) gave the first proof that this was indeed the case.

We know, therefore, that if a square checkerboard can be divided along lattice lines into squares with sides in the 1, 2, 3... series, it must be the order-70 board. Although I know of no proof that this is impossible, the work of Tutte and others makes it extremely unlikely, and perhaps an impossibility proof would not be hard to find. The question now arises (and this is Britton's proposed problem): What is the largest area of the order-70 square that can be covered by squares taken from the set of 24 squares? Of course, not all the 24 squares can be used. It is assumed that no square overlaps the border of the order-70 square and that no two covering squares overlap each other.

The answer is not known and I call on readers for help. The problem can be worked on by outlining an order-70 square on graph paper that has a matrix fine enough to make it possible, or one can paste down overlapping graph paper of larger mesh to make an order-70 square with unit squares of, say, a quarter-inch on the side. The covering

squares can be cut from thin cardboard. (It is not necessary to include the three smallest squares, which are too tiny to work with.) The best strategy is to place large squares first. At the end there are almost certain to be holes into which it will be obvious that the 1-, 2- and 3-squares will fit.

Once you start pushing cardboard squares here and there over the order-70 square you are likely to get hooked on the problem. It has a peculiar fascination much like the challenge of packing as much as you can into a trunk or suitcase, but it has more mathematical precision. The exposed area is easily reduced to fewer than 200 unit squares. With ingenuity this can be chopped down to fewer than 150. Please send me your best result, with your name written legibly and the number of uncovered unit squares prominently indicated so that solutions can be evaluated quickly. I cannot reply to those who send patterns, but after a suitable lapse of time I shall publish the best result received.

Last month's science teasers are answered as follows:

1. When the sand is at the top of the hourglass, a high center of gravity tips the glass to one side. (The top and bottom of the hourglass are slightly convex to allow this.) The resulting friction against the side of the cylinder is sufficient to keep it at the bottom of the cylinder. After enough sand has flowed down to make the hourglass float upright, the loss of friction enables it to rise.

If the hourglass is a trifle heavier than the water it displaces, the toy operates in reverse. That is, the hourglass normally rests at the bottom of the cylinder; when the cylinder is turned over, the hourglass stays at the top, sinking only after the transfer of sand has eliminated the friction. Shops in Paris carry the toy in both versions and in a combined version with two cylinders side by side so that as the hourglass goes up in one it sinks in the other.

2. When an iron doughnut expands with heat, it keeps its proportions, therefore the hole also gets larger. The principle is at work when an optician removes a lens from a pair of glasses by heating the frame or a housewife heats the lid of a jar to loosen it.

3. Insert toothpick A between the cardboard horseshoe and toothpick B and move the horseshoe just enough to let the end of toothpick B come to rest on toothpick A [see top drawing in illus-

tration on page 270]. Maneuver the end of B under the horseshoe and then lift shoe and toothpick, balancing them as shown in the bottom drawing.

4. The truck driver is wrong. The weight of a closed compartment containing a bird is equal to the weight of the compartment plus the bird's weight except when the bird is in the air and has a vertical component of motion that is accelerating. Downward acceleration reduces the weight of the system, upward acceleration increases it. If the bird is in free fall, the system's weight is lowered by the full weight of the bird. Horizontal flight, maintained by wing-flapping, alternates small up and down accelerations. Two hundred birds, flying about at random inside the panel truck, would cause minute, rapid fluctuations in weight, but the overall weight of the system would remain virtually constant.

5. The cork floats at the center of the surface of the water in the glass only when the glass is filled a bit above its brim. The water's surface tension maintains the slightly convex surface.


6. On Lewis Carroll's "boat carriage," each pair of oval wheels, on opposite sides of the same axle, turns so that at all times the long axes of the ovals are at right angles to each other. This produces the "roll." If on each side of the carriage the two wheels also had their long axes at right angles, the carriage would neither pitch nor roll. It would simply move up and down, first on two diagonally opposite wheels, then on the other two. However, by gearing the front and back wheels so that on each side of the carriage the two wheels have their long axes at 45-degree angles, the carriage can be made to pitch and roll nicely, with single wheels leaving the ground in a four-beat sequence that is repeated as the carriage moves forward.

7. Oil floats on vinegar. To pour the oil Mr. Smith had only to tip the bottle. To pour vinegar he corked the bottle, inverted it, then loosened the cork just enough to let the desired amount of vinegar dribble out.

8. Touch the end of one bar to the middle of the other. If there is magnetic attraction, the touching end must be on the magnetized bar. If not, it is on the unmagnetized bar.

9. The water level stays the same. An ice cube floats only because its water has expanded during crystallization; its weight remains the same as the weight of the water that formed it. Since a floating body displaces its weight, the melted ice cube will provide the same






The most complete source of computerized mapmaking systems, and stable base films.



Semi-automatic system for making schematic drawings, eliminates hours of laborious hand work.



A low cost computer tailored for civil engineering, with an unmatched package of programs.




The only complete 105mm miniaturization system with full range reproduction capability.

**In case there's a few of you left  
who still think of us as the slide rule company.**



CREATIVE PRODUCTS  
FOR THE CREATIVE ENGINEER  
**KEUFFEL & ESSER CO.**

# The lone Ranger isn't lonely any more.



JPL's Ranger IV has plenty of company now. VII, VIII and IX . . . and now Surveyor.

We've soft-landed on the Moon — and served notice on Mars.

Ambitious missions such as Mariner '67, Mariner '69, and Voyager have created across-the-board openings in a variety of disciplines at JPL.


If you want to exchange ideas with some of the finest minds in space

exploration, while contributing to the opening of America's frontier of the future, join the JPL team of scientists and engineers who are equally at home with a slide rule or an idea.

You'll live in Southern California, where people like you are making things happen.

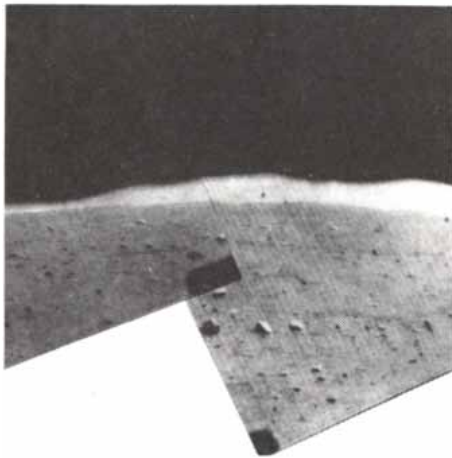
If you're our man, JPL has plenty of space for you. And, you'll be in good company. Send your complete resume to:

**JET PROPULSION LABORATORY**

 4802 Oak Grove Dr., Pasadena, Cal. 91103  
Attention: Personnel Department 9

"An equal opportunity employer." Jet Propulsion Laboratory is operated by the California Institute of Technology for the National Aeronautics and Space Administration.

# You're in good company at JPL



There is plenty of Space for you at JPL because of our increasing responsibilities in the field of space exploration. If you're our man, send your resume to JPL.

## Senior Engineers and Scientists

**Telecommunications** — Development of ground station systems for deep space tracking and telemetry.

Development of spacecraft radio, telemetry, and sensing radar systems.

Performance prediction analysis of telemetry and radar systems.

**Structural** — Development of space vehicles and components.

**Space Power Engineers**—For development of thermoelectric and/or thermionic power-conversion devices.

For design, development and performance analysis of spacecraft battery systems.

For development and flight support of solar photovoltaic power sources.

Chemists with experience in batteries and fuel cells.

For development of power converters, inverters and regulators.

**Systems**—For design, analysis, test and launch of complex spacecraft systems.

Also for the design of ground tracking data handling.

**Systems Programmers** — Design and implementation of multicomputer operations.



4802 Oak Grove Dr., Pasadena, California 91103  
Attention: Personnel Department 9

"An equal opportunity employer." Jet Propulsion Laboratory is operated by the California Institute of Technology for the National Aeronautics and Space Administration.

amount of water as the volume of water it displaced when frozen.

10. The acrobat first ties the lower ends of the ropes together. He climbs rope A to the top and cuts rope B, leaving enough rope to tie into a loop. Hanging in this loop with one arm through it, he cuts rope A off at the ceiling (taking great care not to let it fall!) and then passes the end of A through the loop and pulls the rope until the middle of the tied-together ropes is at the loop. After letting himself down this double rope he pulls it free of the loop, thereby obtaining the entire length of A and almost all of B.

11. The top of the shadow of a man walking past a street light moves faster than the man, but it maintains a constant speed regardless of its length.

12. A quantity of water flows over the first winding of the hose to fall to the bottom and form an air trap. The trapped air prevents any more water from entering the first loop of the hose.

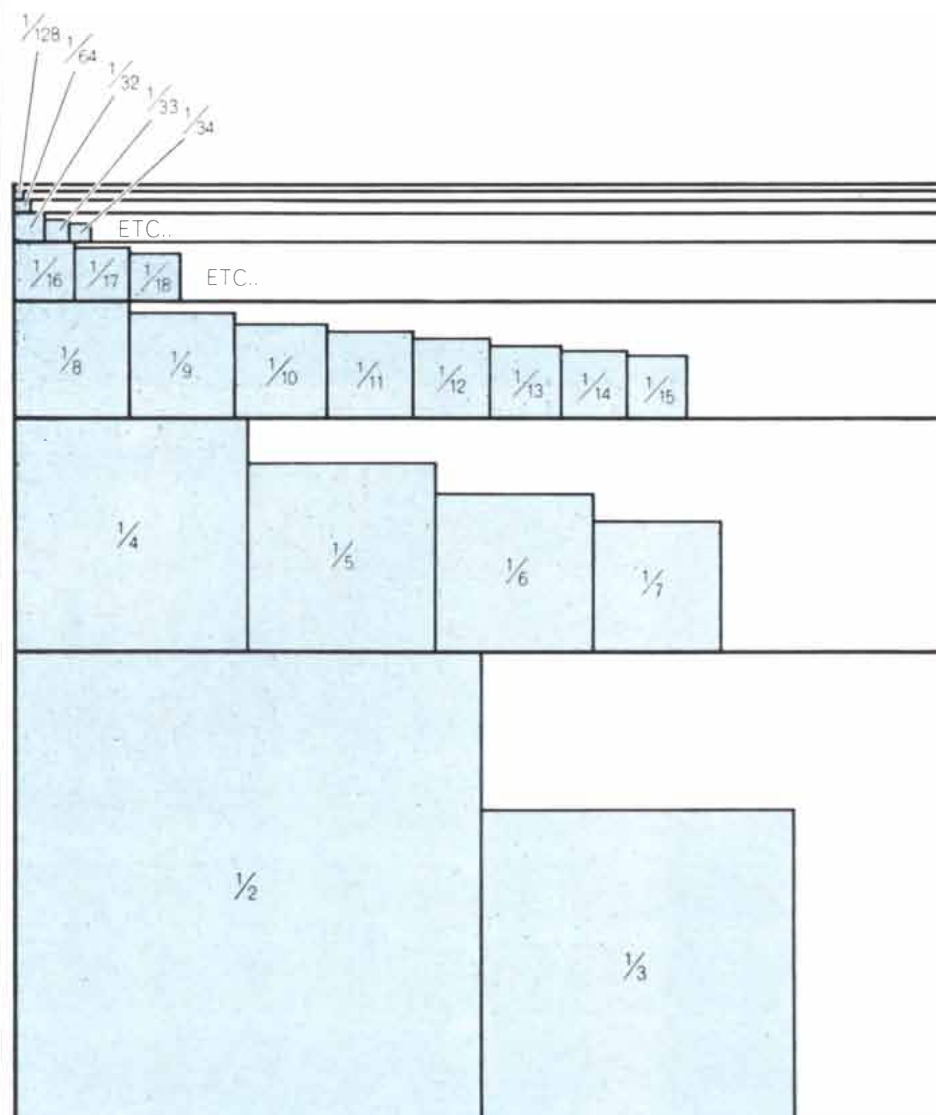
13. To remove the egg, tip back your

head, hold the bottle upside down with the opening at your lips and blow vigorously into it. When you take the bottle from your mouth, the compressed air will pop the egg out through the neck of the bottle.

14. The nuts and bolts inside the toy ship displace an amount of water equal to their *weight*. When they sink to the bottom of the tub, they displace an amount equal to their *volume*. Since each piece weighs considerably more than the same volume of water, the water level in the tub is lowered after the cargo is dumped.

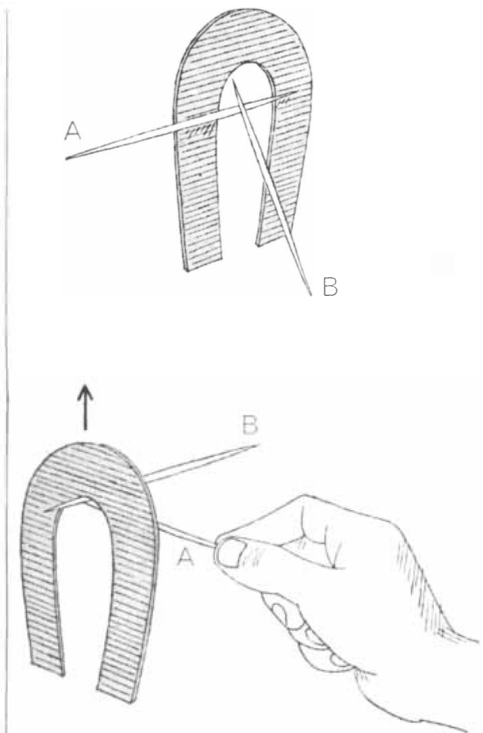
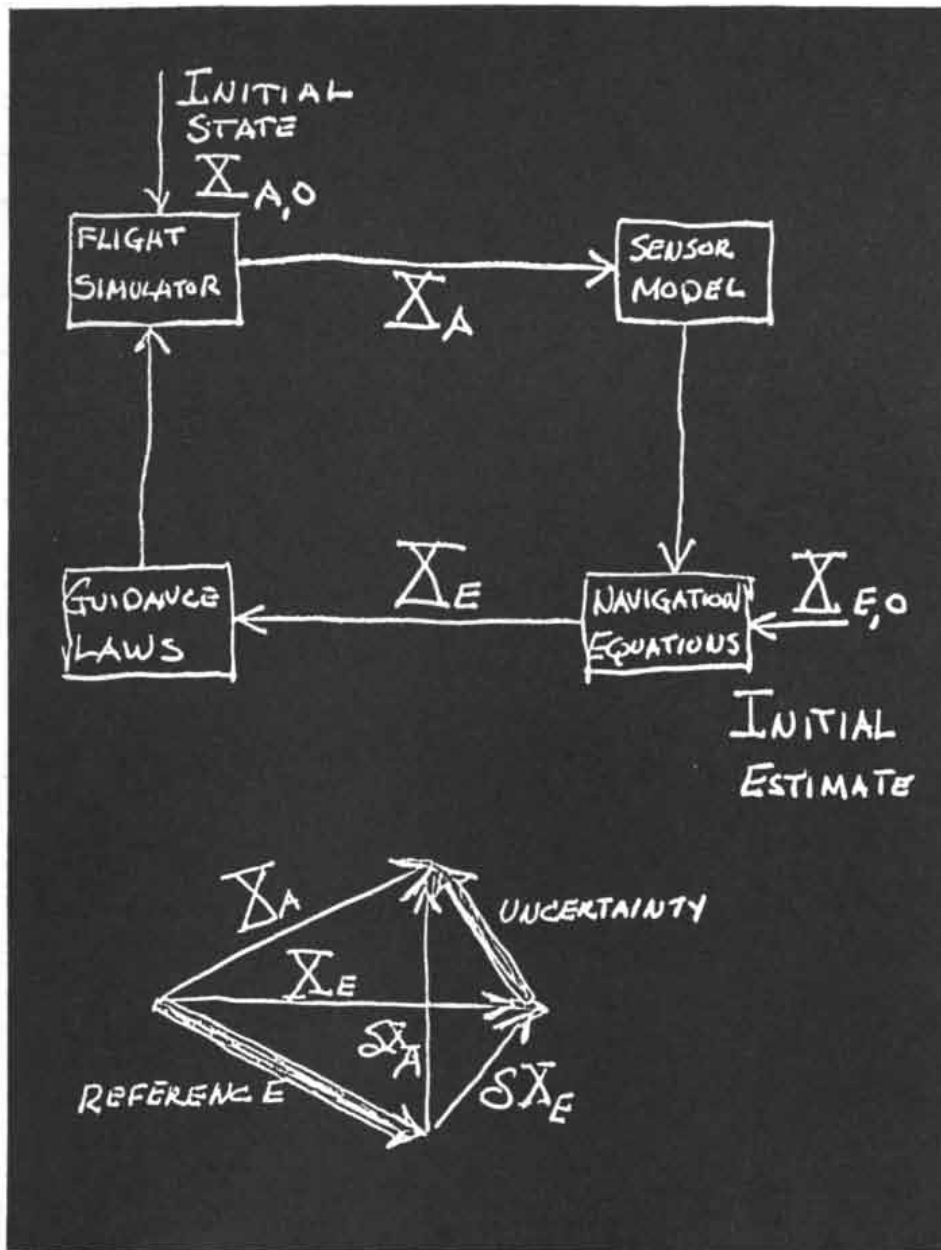
15. As the closed car accelerates forward, inertial forces send the air in the car backward. This compresses the air behind the balloon, pushing it forward. As the car rounds a curve, the balloon, for similar reasons, moves *into* the curve.

16. Zero gravity prevails at all points inside the hollow asteroid. For an explanation of how this follows from gravity's law of inverse squares see



Packing an infinite set of squares into a unit square





Solution to horseshoe puzzle

Hermann Bondi's Anchor paperback *The Universe at Large*, page 102.

17. A bird cannot fly at all on the airless moon.

18. If the Compton tube is on an east-west vertical plane and is then inverted along its horizontal east-west axis, Coriolis forces start its liquid circulating counterclockwise as you face the tube looking north. This happens because before the inversion the liquid at the top of the tube is moving east around the earth's center at a faster speed than the liquid at the bottom, since the earth's rotation carries it along a circular path of larger circumference. Flipping the tube brings this faster-moving liquid to the bottom and the slower-moving liquid to the top, setting up the slow counterclockwise circulation, which continues for hours. The strength of this circulation diminishes as the plane of the tube deviates from east-west, reaching zero when the plane is north-south. One can therefore determine east and west by flipping the tube in different orientations until a circulating force of maximum strength is obtained.

19. The bowl increases in weight by the amount of liquid displaced by the dunked fish.

20. Pulling the lower pedal of the bicycle backward causes the pedal to rotate in a way that normally would drive the bicycle forward, but since the brakes are not being applied the bicycle is free to move back with the pull. The

## Where are you in space?

What is the best estimate of the position and velocity of a space vehicle on its flight to the moon?

How do you derive it from the combined radio, inertial and stellar data? All elements of the navigation and guidance systems—spaceborne or ground-based, automatic, astronaut-operated, or directed from the earth—must work together to achieve the accuracy, precision and reliability required for a manned flight to the moon.

Solving broad systems engineering problems of this kind is one way Bellcomm assists the National


Aeronautics and Space Administration on Project Apollo.

If you believe you can contribute, you should contact us immediately. We now have openings for gifted scientists, engineers, and technicians in fields ranging from guidance equations to physics... computer science to operations analysis.

Submit your résumé in confidence to Mr. N. W. Smusyn, Personnel Director, Bellcomm, Inc., Room 1408-M, 1100 17th St., N. W., Washington, D. C. 20036. Bellcomm is an equal opportunity employer.



# We design machines and plants like these in a fraction of the usual time,



12,000 HP DC Motor



Fluorinated Hydrocarbon Plant



143,750 KVA AC Generator

$$\frac{dV}{dt} = -0.0098V - 0.0407\alpha$$



$$\frac{d\alpha}{dt} = -0.0942V - 0.4893\alpha + q$$

$$\frac{dq}{dt} = -0.4647f - V \cdot \alpha - 0.362$$

$$\frac{dr}{dt} = q - \frac{d\alpha}{dt}$$



with the aid of analog computer 505.



## We build both!

The Hitachi desk-top Analog Computer 505 shown above is just one of a series of lightning fast "problem solvers" created by Hitachi. For further information, write



**HITACHI**  
Hitachi, Ltd. Tokyo Japan

Hitachi, N.Y., Ltd., 666 Fifth Ave., N.Y., N.Y. 10019


*For the men who build a better world, we offer over 10,000 products of precision.*

Curve shown above represents a solution produced by the Two Variable Function Generator\* . . . an optional feature with Hitachi Analog Computer 505

\*Patent Pending.



# IN 1867 JOHN ROEBLING CHALLENGED A RIVER AND CONCEIVED A NEW SYSTEM



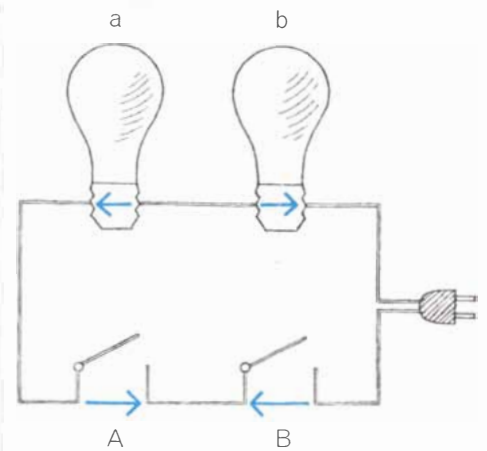
In 1966  
**THE CHALLENGE**  
is at  
**Aerospace  
Corporation**

□ The magnificent monument which spans the East River has been a subject for poets and one of the world's most photographed structures. A century ago, the 5,989 ft. Brooklyn Bridge involved the "revolutionary proposal" of employing steel rather than iron cables. Designed by the brilliant engineer, John Roebling, and completed under the direction of his equally accomplished son, Washington, it not only came over the river but overcame the awesome pounding of the wind. In Roebling's own words, "My system of design differs radically from those formerly practiced...to meet these destructive forces."

□ Today, in 1966, a group of men, AEROSPACE CORPORATION'S Systems Planning Division, has the job of defining new military space systems. Its work involves highly diversified studies ranging from the definition of potential military space operations to the evaluation of specific system concepts conceived within Aerospace Corporation, Industry, or the Government. Typical areas being investigated at the present, or planned for the near future, include:

- **Spacecraft Systems**—multipurpose research satellites, space-based navigation systems, advanced communication systems, meteorological satellites.
- **Vehicle Systems**—advanced launch vehicles, reusable boosters, aerodynamically maneuverable spacecraft.
- **Operations Research and Cost Analyses**—long range space program plans, cost-effectiveness of advanced systems, applications for satellite systems.
- You can be part of it. A number of openings exist in the System Planning Division for qualified systems engineers and technical specialists who can contribute to these studies. An advanced degree or a B.S. and 3 years of applicable experience is required.
- To apply, write S. L. Robinson, Room 120, Post Office Box 95081, Los Angeles, Calif. 90045. An equal opportunity employer. Men and women may apply.

AEROSPACE  CORPORATION



*Solution to electrical paradox*

large size of the wheels and the small gear ratio between the pedal and the wheel sprockets is such that the bicycle moves backward. The pedal moves back also with respect to the ground, although it moves forward with respect to the bicycle. When it rises high enough, the brake sets and the bicycle stops. Readers who do not believe all this will simply have to get a bicycle and try it.

21. A rowboat *can* be moved forward by jerking on a rope attached to its stern. In still water a speed of several miles per hour can be obtained. As the man's body moves toward the bow, friction between boat and water prevents any significant movement of the boat backward, but the inertial force of the jerk is strong enough to overcome the resistance of the water and transmit a forward impulse to the boat. The same principles apply when a boy sits inside a carton and scoots himself across a waxed floor by rapid forward movements inside the box. No such "inertial space drive" is possible inside a spaceship because the near vacuum surrounding the ship offers no resistance.

22. A pound of \$10 gold pieces contains twice as much gold as half a pound of \$20 gold pieces, therefore it is worth twice as much.

23. Concealed inside the base of each bulb and the base of each on-off switch is a tiny silicon rectifier that allows the current to flow through it in only one direction. The circuit is shown above, the arrows indicating the direction of current flow permitted by each rectifier. If the current is moving so that a rectifier in the base of a bulb will carry it, the rectifier steals the current and the bulb remains dark. It is easy to see that each switch turns on and off only the bulb whose rectifier points in the same circuit direction as the rectifier in the switch.




# Why we suspect Richard is developing Extrasensory Perception.

We've been keeping an eye on Richard. He seems to know exactly what roll lengths, widths and gauges of Celanar Polyester Film each customer needs. For each wire or cable application. Exactly who gets what, when and where.

In fact, everyone from plant manager to shipping clerk seems to be developing extrasensory perception when it comes to making Celanar the best polyester film for wire and cable producers.

Cleanliness, for example. Celanar is the *cleanest* film available. Air filtration systems in our Greer, S.C. plant trap dirt specks as tiny as 0.3 micron. And a cleaner film means better dielectric strength.

Celanar is stronger than the other film.



The strongest balanced polyester film you can buy. It retains its strength, too—has excellent aging characteristics, resists embrittlement. Celanar film is also more uniform. We assure its uniformity by radioactively inspecting every foot of every roll before it's shipped. We even guard Celanar during transit with impact recorders. To assure your receiving quality as high as we produced.

Send for complete details about Celanar Polyester Film—and how we can help you make the best use of it. Celanese Plastics Company, Dept. 151-S, 744 Broad Street, Newark, N. J.

Celanese Plastics Company is a division of Celanese Corporation of America. Celanese® Celanar®




***Westinghouse Process Computer Systems***  
*run steel mills and paper mills, chemical plants*  
*and power plants, machine tools, utility*  
*networks, mass transit systems, ships,*  
*automated warehouses, materials-handling*  
*systems, space vehicles and whatever else*  
*you want to control with computer efficiency*  
*and precision.*

J-96032

You can be sure if it's Westinghouse







**A LIBRARY FULL OF  
RESEARCH  
IN ONE  
DON H. ANDERSON**

If you want to know just how right the OG&E Service Territory really is for your business . . . talk to Don H. Anderson. Don can give you a digest . . . or an encyclopedic resumé of what you want to know.

Transportation? Don will give you site availabilities along the new Arkansas River Barge Canal that will connect our territory to the Gulf of Mexico in 1970.

Education? Don knows the graduate opportunities and business help offered by Oklahoma University's unique Center for Continuing Education — Oklahoma State University's amazing Research Foundation — Oklahoma City University's Great Plan exchange with M.I.T.

Recreation? Whether you want a resumé of the Symphony's Great Artists Series — the location of some excellent water skiing—or an opinion about the golf greens . . . Don's your man.

Naturally most of this information can be researched in books. But by talking to Don Anderson you'll know one thing no book can tell you. You'll get the "feel" of the people . . . the hard-working, happy-living cooperative atmosphere that is so important to production efficiency and profits.

For information in confidence, phone or write. Or if you'd rather have printed information first, mail this coupon.

<p>Don H. Anderson, Industrial Development Dept. O. G. &amp; E. 3rd and North Harvey Oklahoma City, Oklahoma Send me, in confidence, the fact books about Oklahoma and Western Arkansas.</p> <p>Name .....</p> <p>Address .....</p> <p>City ..... State ..... Zip .....</p> <p>Company Name .....</p> <p style="text-align: center;"><small>(may be omitted if you prefer)</small></p>	
--	--



**OKLAHOMA GAS AND ELECTRIC COMPANY**

Donald S. Kennedy, Chairman of the Board and President



# THE AMATEUR SCIENTIST

## *On the making of an inexpensive diffraction-grating spectrograph*

Conducted by C. L. Stong

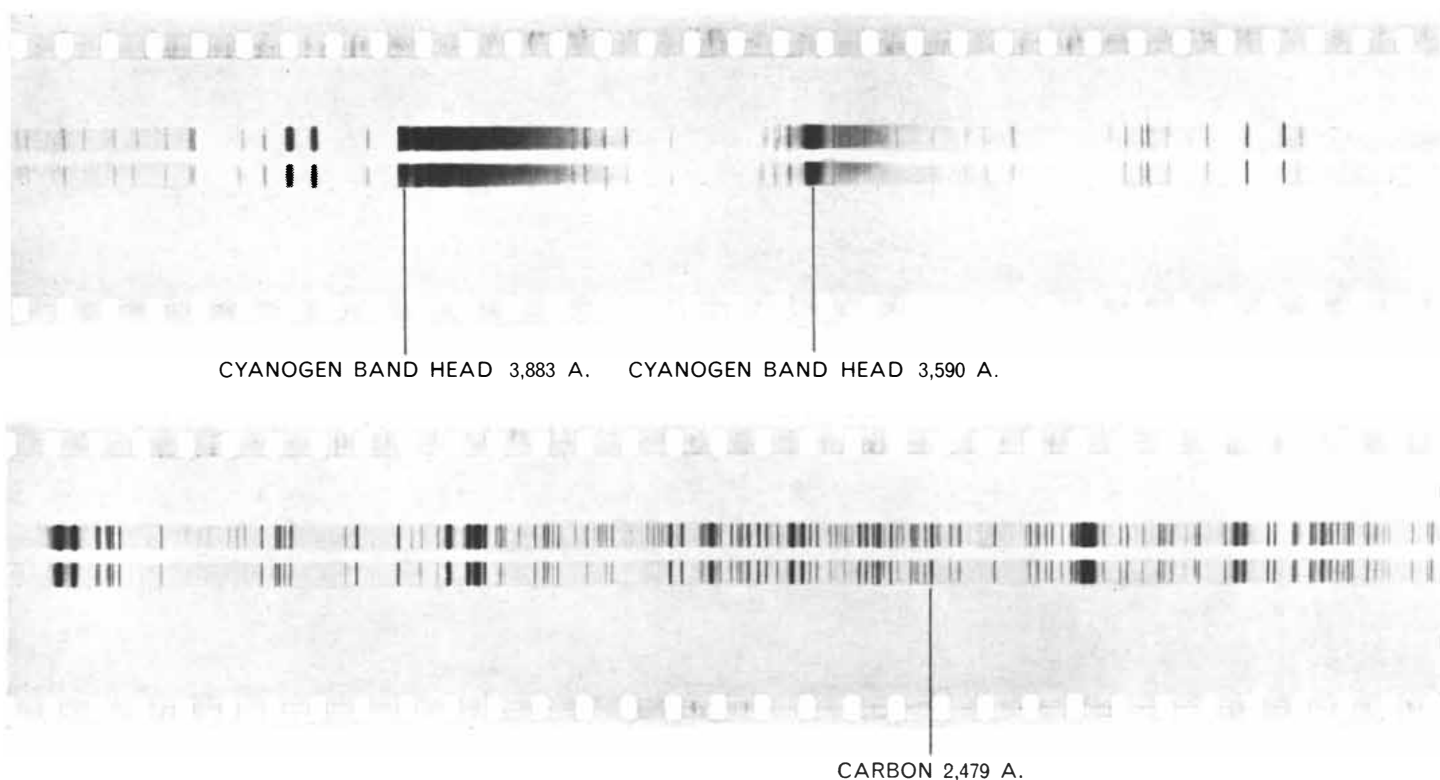
Light from any luminous gas or vapor contains in its constituent colors a remarkable amount of information about the source. The colors indicate the chemical elements in the gas or vapor, the proportions of the elements, their atomic structure, their temperature, their motion toward or away from the observer and the strength of the surrounding magnetic field. This information eludes the unaided eye. To obtain the information experimenters use the spectrograph, an instrument that sorts light waves according to length and displays the result as a band of parallel lines resembling a fence of randomly spaced pickets arrayed in the color sequence of the rainbow. During

the century since Gustav Kirchhoff and Robert Bunsen constructed the first practical spectroscope the characteristic pattern of lines emitted by nearly all the naturally occurring chemical elements has been measured and catalogued. Upward of a million lines have been observed but no two elements have ever been found to have a single line in common, although some are very close together.

Few amateurs own spectrographs, because instruments of reasonably good quality cost several hundred dollars. It is now possible, however, for an amateur to build an inexpensive spectrograph. Sam Epstein, chief chemist of the Federated Metals Division of the American Smelting and Refining Company in Los Angeles, has recently designed an instrument of excellent quality that can be built at home for less than \$100. With it experimenters can readily identify approximately 70 chemical elements listed in the periodic table, sometimes even if their presence in a mixture of

substances amounts to no more than a few parts per million. In addition the apparatus can be adapted for use with telescopes in analyzing phenomena on the sun, although its size limits its application to permanently mounted telescopes.

Epstein writes: "Physically all spectrographs consist essentially of three elements: a narrow slit, through which passes the light that is to be analyzed; a dispersing element, which may be either a glass prism or a grating that consists of a pattern of closely and uniformly spaced lines ruled on either a transparent or a reflecting surface, and a camera. For a number of years all spectrographs were based on an optical principle first described by Isaac Newton. When a narrow beam of sunlight passes through a glass prism in a darkened room, a pattern of rainbow colors forms on the opposite wall. In the instrument based on this principle a narrow beam is formed by passing light rays through a slit. Diverging rays from



*Spectrogram of graphite made with Sam Epstein's homemade spectrograph. Key bands are identified in angstrom units*

**The Scientists and Engineers served by Corcoran in the last year have found the difference between "a job" and "the job."**

● Whether your search for a new working environment is based on a desire for larger responsibility, wider scope of action, broader technical interests, or for financial gain, the individual attention offered by Corcoran assures a greater chance of success.

● Nationwide, we serve large and small clients on a fee paid basis. Please airmail background to:

**JOSEPH P. CORCORAN**  
*Personnel Consultants*  
 505 G Germantown Pike  
 Lafayette Hill, Pa. 19444

the slit are made parallel by a lens; after passing through the prism they are focused on a screen by a second lens. The screen can be replaced by photographic film or the colors can be observed directly with a small telescope. The resulting spectrum consists of a band of adjacent colored lines that are images of the slit.

"Good instruments of this type are difficult to build because they require lenses of high optical quality that focus all colors equally. Moreover, the resolving power, or ability of the instrument to separate the closely spaced lines, increases with the size of the prism, and so does the cost. Glass is opaque to ultraviolet rays—those wavelengths shorter than 3,300 angstrom units constituting the part of the spectrum that is most useful for identifying unknown atoms.


"For these reasons gratings made by ruling lines on the surface of a concave mirror have largely replaced prisms in spectrographs. Gratings used in general-purpose spectrographs may have 30,000 or more evenly spaced rulings cut on a surface of polished metal only an inch wide and two inches long. Such gratings are costly. In recent years, however, methods have been developed for making plastic duplicates of the rulings. These replicas are then mounted on the concave surface of aluminized glass

mirrors. As assembled in the instrument the grating receives light either directly from the slit or after reflection by a mirror and focuses the lines of color on a photographic film or plate. All rays are reflected without significant absorption. The resulting spectrum spans some 30 octaves, including the single octave of light.

"An easily constructed spectrograph that can serve as a powerful analytical tool in many fields of experimentation is based on a discovery of the physicist Henry A. Rowland. In the 19th century he observed that if a concave grating, a slit and photographic film are placed on a circle equal in diameter to the radius of curvature of the grating, the diffracted rays come to a focus on the film.

"Unlike the prism, the grating presents the spectrum simultaneously at a number of positions. At one point on the circle the undispersed image of the slit appears. This narrow image is flanked on both sides by a series of spectra, the ends of which may overlap more or less depending on the design of the grating and the angle at which the incoming rays impinge on the grating. These images are known as spectral orders, the undispersed image being designated as the "zeroth" order and the flanking spectra as the first, second and third orders and so on. In general

**IS YOUR TYPIST STILL DRAWING SYMBOLS?**



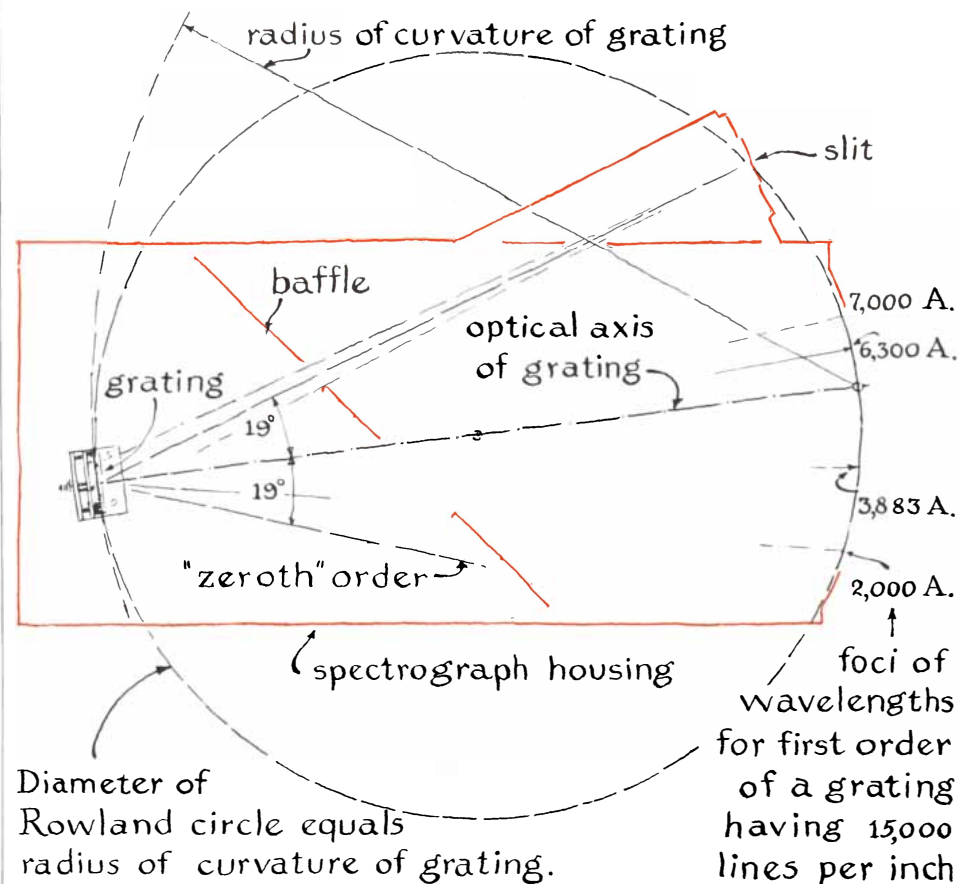
**LET HER typit IN 4 SECONDS**

Quicker—more accurate—more professional . . . Attaches to your present typewriter . . . Over 1500 symbols in stock—any symbol made to order . . . Easy—economical—precision perfect. **Write for free catalog:**

**typit**® manufactured by mechanical enterprises, inc.  
 3127 Colvin St., Alexandria, Va., Dept. 209A

Please send free catalog.  
 Give me a demonstration soon at no obligation.


Name \_\_\_\_\_ Title \_\_\_\_\_  
 Company \_\_\_\_\_  
 Address \_\_\_\_\_  
 City \_\_\_\_\_ State \_\_\_\_\_



*A Rowland circle*



# This is a fake.



## One of our 289 phosphors told us so.

It can fight counterfeiting—by identifying documents dependably and securely. Other phosphors can illuminate safety and marking devices. Or study and trace air currents. Mark postage stamps for automatic sorting. Or be used in plastics to make objects glow without electricity.

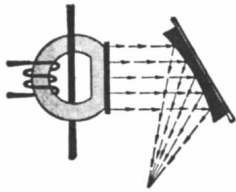
Sylvania has been making phosphors for 25 years. Today, we're one of the world's leading producers. Mostly, our phosphors go into lamps, TV tubes, readout systems and photocells.

We're also a leader in tungsten and molybdenum, special chemicals and semiconductor materials. We're hard at work on many advanced developments. How about *your* product development? Maybe we can help you solve some problems.

Sylvania Electric Products Inc., Chemical & Metallurgical Division, Towanda, Pennsylvania 18848.

**SYLVANIA**  
SUBSIDIARY OF  
GENERAL TELEPHONE & ELECTRONICS **GTE**

# SCIENTISTS



## RCA Laboratories David Sarnoff Research Center

Exceptional research opportunities exist in the challenging environment of the RCA Laboratories, Princeton, New Jersey.

Scientists are needed to continue the RCA tradition of innovation in computer science and to expand its scope in the whole spectrum of related fields such as:

- Optical and Magnetic Techniques
- Superconductor, Semiconductor Techniques
- Advanced Memories, Machine Organization
- Software R&D—Languages, Compilers
- Electrostatic Printing—Chemistry, Physics, Systems
- Advanced Display Systems
- Synthesis of Materials
- New Computer Applications

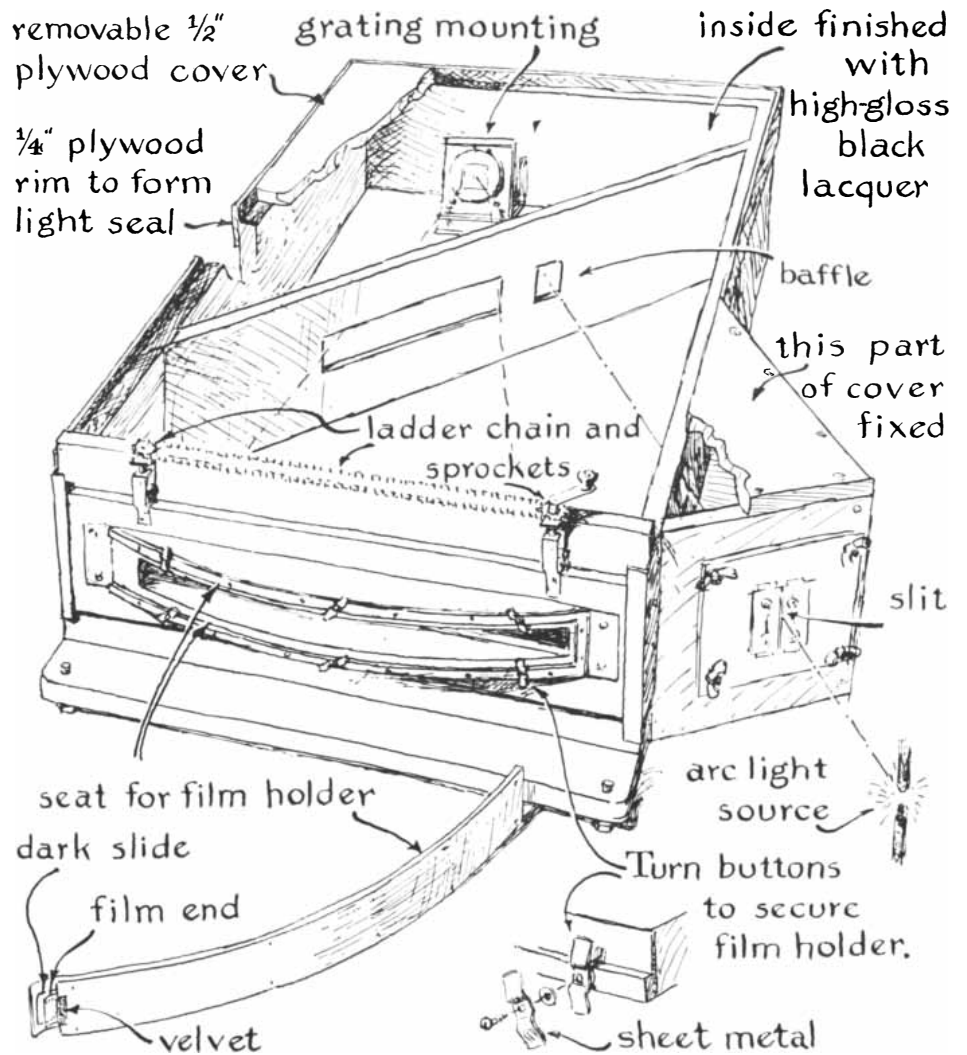
Write to us about your background and interests. We will be happy to send you an Index of RCA Technical Papers that will give you some insight into the work underway at RCA Laboratories. Inquiries should be addressed to:

Mr. J. H. Nostrand, Dept. RL-3  
RCA Laboratories  
David Sarnoff Research Center  
Princeton, New Jersey 08540

An Equal Opportunity Employer M&F



**The Most Trusted Name  
in Electronics**



General view of the spectrograph

the spectrum of the first order is the shortest and brightest. By cutting the rulings at a certain angle, however, it is possible to construct gratings that reflect most of the light into a particular order. The spacing between the spectral lines increases in proportion to the increased length of the higher orders.

"If the spacing between the rulings of the grating is known, as well as the angle at which incoming light rays fall on the grating, the angular position at which light of any color will come to a focus on the circle can be computed simply. An example can be given for a grating ruled with 15,000 lines per inch. A wave of light 6,300 angstroms in length falling on the grating at an angle of 19 degrees with a line perpendicular to the face of the grating will be diffracted at an angle of 2.9 degrees from the perpendicular and on the same side of it. A wavelength of 2,300 angstroms striking the grating at an angle of 19 degrees will be diffracted at 10.9 degrees on the opposite side of the perpendicular.

"If the 15,000-line grating is supported on the face of a concave mirror

with a radius of curvature of 100 centimeters, these two lines, which span 4,000 angstroms, will be separated by a distance of 25.4 centimeters at the plane of the film. That is about 16 angstroms per millimeter. This resolving power is adequate for the analysis of most metallic substances except those that emit a large number of closely spaced lines; examples are iron and the rare-earth elements. A replica grating of this size can be obtained from the Edmund Scientific Co., Barrington, N.J. 08007. The catalogue number is 50,220.

"Begin the construction by drawing on a flat surface a circle with a radius of 53 centimeters. On this 'Rowland circle' locate the exact positions of the slit, grating and camera or film holder as specified in the accompanying illustration [page 278]. The outline of the spectrograph housing, also shown in the illustration, should be superposed on the circle. The dimensions of the housing are not critical but construction problems will be minimized if they are followed closely. The light baffle not only prevents scattered light from entering the camera and fogging the film but also

# For Scientific Americans Only

We concentrate on films for scientific purposes.

They record information about: sub-atomic particles, square miles of land, small areas of disease.

They preserve information from: the minds of design engineers, the sensings of a seismograph, and, in graphic arts, the pen of an artist.

They give you photorecording with high precision in a long line of films, emulsions, chemicals.

We enjoy helping with image capture and display chores scientific Americans have to do.

Next?





**ENGINEERS PHYSICISTS  
MATHEMATICIANS**

**Immediate Openings for  
CREATIVE  
INFORMATION  
SPECIALISTS**

**H**ere is a rare opportunity to join a creative group engaged in pioneering highly sophisticated and advanced applications of information systems. In support of research engineering activities, you will be associated with those who are currently applying new techniques for both internal and external use. Typical areas of endeavor include:

- (1) Information Storage and Retrieval systems
- (2) Simulation of discrete networks including systems for automatic malfunction analysis
- (3) Automatic scheduling systems capable of handling dynamically varying constraints
- (4) Development of precision tracking and guidance analysis techniques
- (5) Development of techniques and special languages for facilitating problem solving on digital computers
- (6) Digital computer compensation and analysis of pictorial data.

Applicants should have a Ph.D or Master's degree in EE, Physics or Mathematics. Consideration will also be given to applicants with a BS degree and appropriate experience.

You will receive outstanding fringe benefits and the opportunity to live in San Diego, Calif.

Send a resume to Mr. J. J. Tannone, Supervisor, Professional Placement and Personnel, 5547 Kearny Villa Road, San Diego, Calif. 92112  
An Equal Opportunity Employer

**GENERAL DYNAMICS**  
**Convair Division**  
San Diego, California

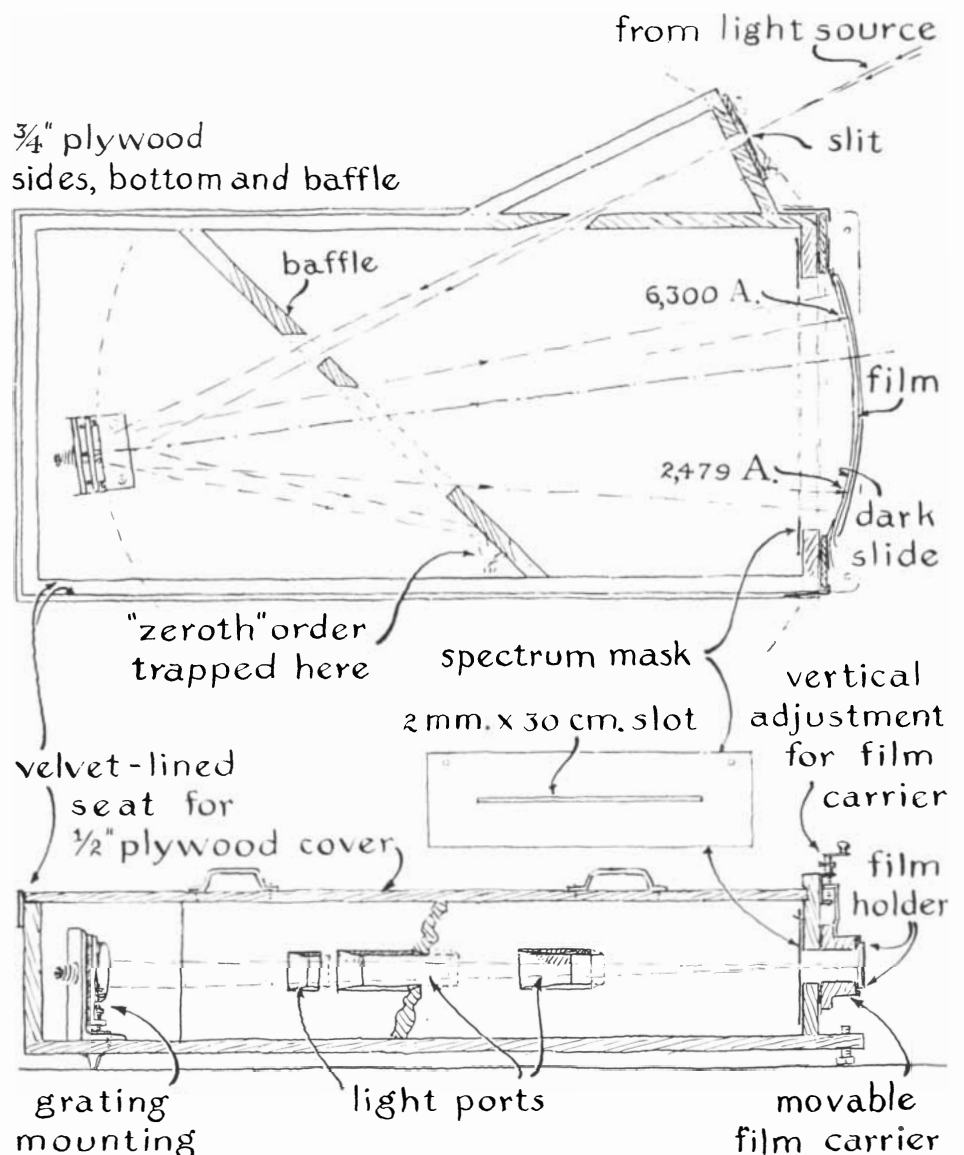
serves as a support for the top of the housing. All interior parts are painted black to minimize unwanted reflections from the various surfaces.

"The camera consists of a lightproof box that encloses a film holder curved to match the circumference of the Rowland circle [see illustration on page 284]. The curved members of the box are wooden arcs of slightly smaller radius than the Rowland circle. This difference in radius compensates for the thickness of the film holder and thus ensures that the emulsion of the film follows precisely the curvature of the Rowland circle.

"Each of the wooden arcs is attached to the camera support by wood screws, and additional support is provided by the steel angles. The machine screws needed to attach the film holder are fastened in place with epoxy cement. The several brass strips that constitute the film holder are also assembled with epoxy cement. Coat the surfaces as in-

dicated and mount the assembly on the camera by means of the nuts. When the cement has hardened, the holder will have assumed permanently the shape of the Rowland circle. Do not neglect to install black felt or velvet for blocking light at the indicated points where the removable slides provide access to the film.

"The camera slides up and down on ways. Light is admitted to the film through the thin horizontal slot in the mask of sheet metal. Altering the vertical position of the camera in its ways enables the experimenter to record several spectrograms on a single sheet of 35-millimeter film. An indicator on the racking mechanism marks the position of the film with sufficient accuracy so that successive exposures can be separated by .5 millimeter. An internal shutter, which can consist of a hinged flap of sheet metal, must be installed in order to close the entrance slit through which light is admitted to the spectro-



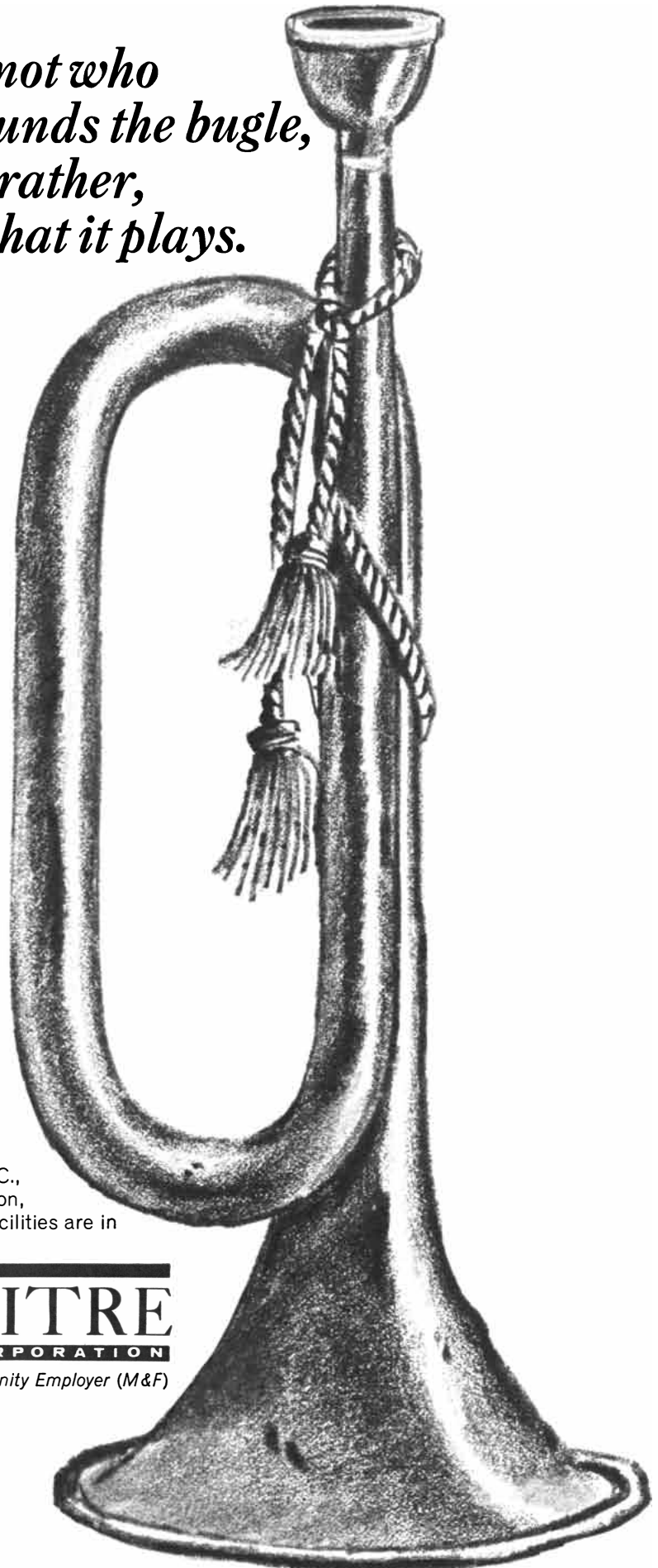
Plan and elevation views of Epstein's spectrograph

*Ask not who  
sounds the bugle,  
but, rather,  
what it plays.*

Once the errant bugle blows, you can't call back the sound — or even sound recall. For the countermand is buried in the fury that is summoned. The error, played. The damage, done. In today's world, there can be no errant bugle. And at MITRE it is our job to provide information to help prevent it. We deal in information systems to intercept, interpret, analyze, advise. In short, we work on the means that enable our military commanders to make and carry out command decisions — the *correct* command decisions, for either a complete or measured response. In this capacity, MITRE is breaking new ground in information systems planning and engineering including data processing technology, programming techniques, programming languages, resource allocation and control. Paradoxically — and fortunately — the greater the success in balancing deterrent systems to offensive threat, the less the possibility of their being summoned at all.

Would you like to help us in this important work? If you have at least three years' experience and a degree, preferably advanced, in electronics, mathematics or physics, write in confidence to: Vice President, Technical Operations, The MITRE Corporation, Box 208R, Bedford, Massachusetts.

MITRE also maintains facilities in Washington, D.C., Patrick Air Force Base and Tampa, Florida, Houston, Texas and Colorado Springs. MITRE's overseas facilities are in Paris and Tokyo.



Pioneer in the design and development of command and control systems, MITRE was formed in 1958 to provide technical support to agencies of the United States Government. MITRE's major responsibilities include serving as technical advisor and systems engineer for the Electronic Systems Division of the Air Force Systems Command and providing technical assistance to the Federal Aviation Agency and the Department of Defense.

# an invitation from...



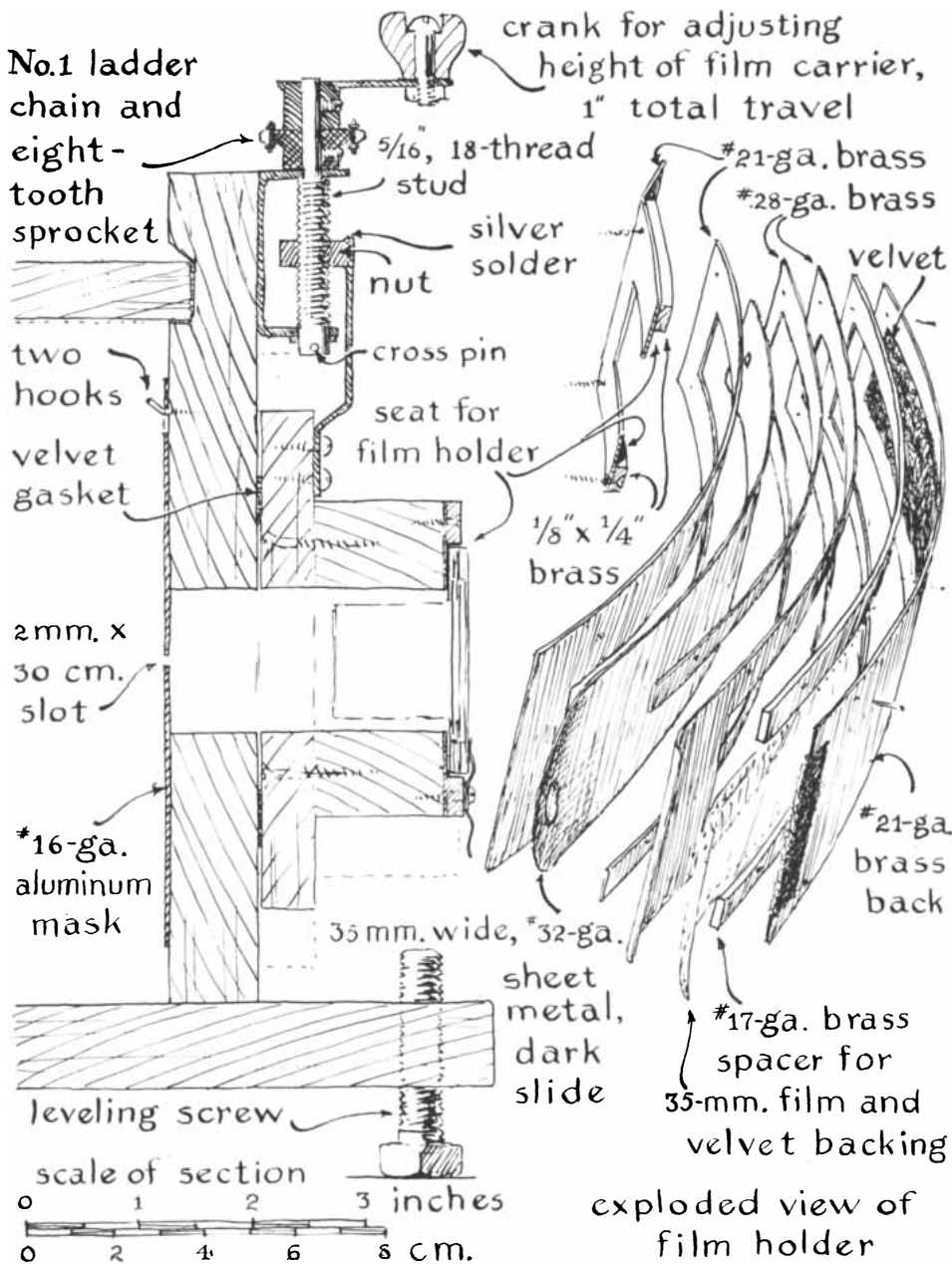
## Instrumentation Laboratory Massachusetts Institute of Technology

For 30 years we have been advancing the state of the art in inertial guidance and navigation; from the Mark II Gunsight of the 1940's to today's Polaris, Apollo and tomorrow's Poseidon. Solving the problems inherent in this area is not a routine job. Routine jobs are not our reason for being.

Our professional staff now exceeds 600 — engineers of all disciplines, mathematicians and physicists. They work on problems, from definition to solution, that consume their interest and challenge their abilities, within an organization known for strong group and individual autonomy. Opportunity exists at all levels — from the new B.S. graduate to the experienced Ph.D. — for individuals with backgrounds in:

**Systems Engineering**  
**Real Time Control**  
**Computer Programming**  
**Systems Analysis**  
**Digital/Logic Design**  
**Mechanical Design**

If you're interested, no personal sacrifice is required — salaries are competitive, benefits are liberal, and you may take graduate courses at MIT at full salary with generous tuition assistance. Your resume will receive immediate, thoughtful consideration. Reply to Mr. John S. McCarthy, Professional Staffing, Building 9S, 68 Albany Street, Cambridge, Massachusetts, or call (617) UN 4-6900, Ext. 3544. MIT is an equal opportunity employer.



Details of the film holder

graph. The shutter can be operated either electromagnetically or by a mechanical shaft that extends through the side of the housing.

"The slit consists of a pair of safety-razor blades [see illustration on page 286]. Two slit assemblies should be made, one with a spacing of about 50 microns for use with intense light sources and another of 150 microns for observing flames. To set the 50-micron spacing loosen the screws that clamp the razor blades, slip a sheet of note-paper between the cutting edges, press the edges snugly against the paper and tighten the screws. Use a stack of three or four sheets for adjusting the wider slit.

"As I have indicated, spectral lines shorter than 4,000 angstroms are of most interest in spectroscopic analysis. They must be photographed because the eye is insensitive to this part of the

spectrum. The Eastman Kodak Company manufactures two special emulsions for spectrographic work: Spectrum Analysis No. 1, SA 421-1, and Spectrum Analysis No. 3, Sp 421-1. Both are sensitive down to about 2,200 angstroms. The upper limit of the No. 1 emulsion is about 4,500 angstroms (deep blue); that of No. 3, about 5,300 angstroms (green). Panchromatic film must be used for recording the complete visible spectrum. The special spectrographic emulsions are sold in 100-foot rolls that cost about \$12 each. Single rolls can be bought from Spex Industries, Inc., 3880 Park Avenue, Metuchen, N.J. 08841.

"Unless the experimenter insists on achieving the best possible results in the extreme portion of the ultraviolet range, ordinary black-and-white emulsions can be used. The usual precautions should be taken to avoid accidental ex-



With a name  
like General Electric

who'd expect the  
largest single group  
among our researchers  
to be those  
holding chemical  
degrees?

And of our 3000 chemical degree holders,  
one out of every 6 holds a PhD degree.  
In fact, nearly half of all the PhD's employed by G.E.  
hold Chemical or Chemical  
Engineering degrees.

For additional facts on G.E.'s role in Chemistry,  
write to the Chemical & Metallurgical Division,  
General Electric Company, P.O. Box 220,  
Waterford, New York 12188

# FOREFRONT

MATRIX is a firm of multi-discipline professionals at the forefront of the drive toward the "information utility":

**MATRIX COMPUTER SERVICES:** Gathering, communicating, and processing data, using forefront techniques and equipment.

**MATRIX HUMAN FACTORS:** Designing systems to be used by humans, by focussing on information requirements, decision-making, and man-machine communications.

**MATRIX AREA OPERATIONS:** Designing planning systems for social and economic development here and abroad, by detecting and interpreting changes in regional patterns.



## MATRIX

THE MATRIX CORPORATION  
507 Eighteenth Street, South  
Arlington, Virginia  
(703) 684-6600

### \$1,500 to \$5,000 Personal Loans to Executives

Strictly Confidential

\*

A nationwide Executive Loan Service designed for responsible executives as a convenient supplementary source of personal credit. No collateral, no endorsement, no embarrassing investigation. All details handled by mail from the privacy of your office. Monthly repayments up to 2 years if desired. References:

First National Bank of St. Paul  
Northwestern National Bank of St. Paul  
First National Bank of Minneapolis  
Northwestern National Bank of Minneapolis

For full particulars write  
Mr. A. J. BRUDER, Vice Pres.

### Industrial Credit Plan, Inc.

685 Hamm Building  
St. Paul, Minnesota 55102

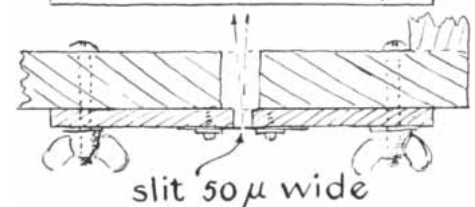
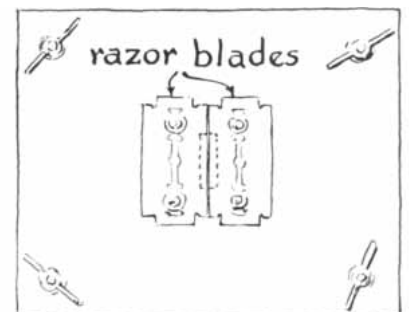
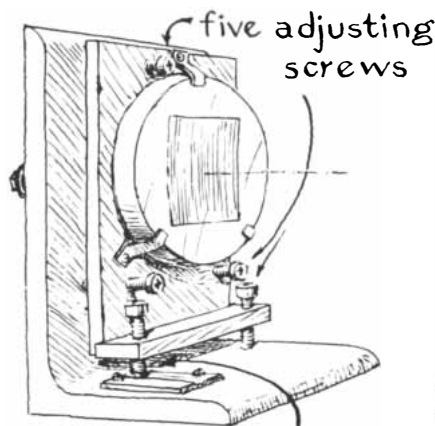
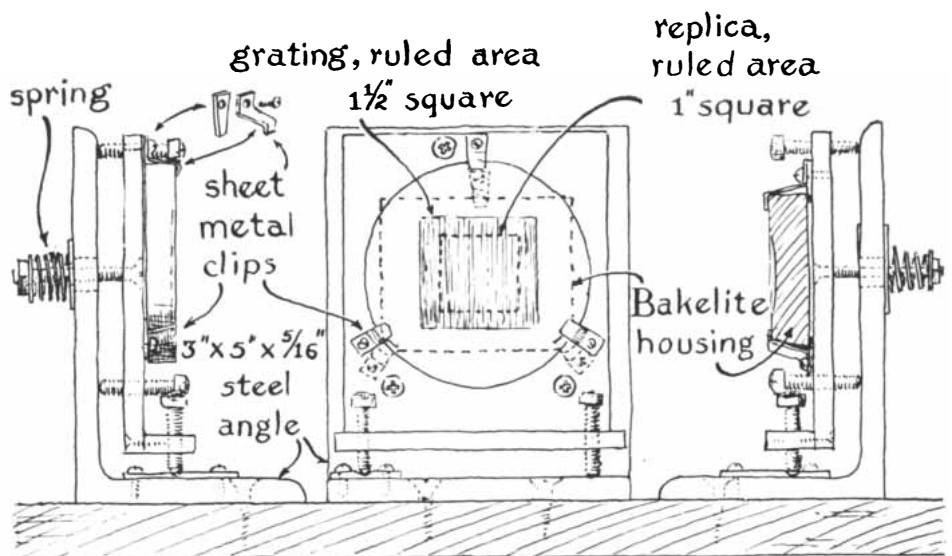
posure when loading the film holder. The films should be developed for high contrast. I use Kodak D-19 developer. The negative is used for analysis. No positive print is required. When making an exposure, pull the opaque slide out just far enough to clear the film aperture of the holder and remember to push it back again before removing the holder from the camera.

"Atoms emit bright-line spectra only when they are excited in the gas or vapor state. At relatively low temperature, however, such as the temperature of an ordinary gas flame, this applies to only a few elements, including potassium, lithium, calcium, barium, strontium and copper.

"Some 25 additional metals can be added to the list by substituting a flame of acetylene and compressed air for natural or manufactured gas. The results of flame excitation can be improved by preparing the specimens in the form of a chloride salt solution. The solution is sprayed into the flame with an atomizer during the exposure.

"The most widely used sources of excitation are electric arcs and sparks. The arc is struck between rods of highly purified graphite specially manufactured for spectrographic work and is sustained by a direct current of about eight amperes. Electrodes of spectrographic grade can be bought from the Ultra Carbon Corporation, Post Office Box 747, Bay City, Mich. 48706. An inexpensive power supply for operation from a 110-volt, 60-cycle power line can be constructed by connecting as a full-wave rectifier four silicon diodes of 10-ampere capacity that are designed for 200-volt operation. These can be bought from most dealers in radio supplies. A resistor must be connected in series with one side of the power line to limit the current. It can consist of a replacement unit of the type used in radiant heaters. A 750-watt unit will do, as will a group of seven 100-watt incandescent lamps connected in parallel.

"The carbon electrodes of the arc must be supported in vertical alignment by a pair of insulated jaws that can be



Pointed screw in V-groove  
locates grating laterally.

Arrangement of the grating and the slit

# Most engineers are lucky to be in on a handful of space missions during a lifetime.

## In the next 5 years alone, you could help launch over 500

### like these:

GEMINI  
APOLLO  
MOL  
VOYAGER  
DISCOVERER  
BIOSATELLITE  
MARINER  
EXPLORER  
OAO  
OGO  
OSO  
PIONEER  
SERT  
SURVEYOR  
SMS  
SATURN 1-B & V  
TITAN III  
ATS  
MINUTEMAN  
PEGASUS  
IMP  
TIROS  
POSEIDON  
ETC.

Solving instrumentation problems like these:

**COMMUNICATIONS** Systems design and integration of communication subsystems to and from ships, aircraft, and land stations halfway around the earth to provide transmission of real time data.

**CW & PULSE RADAR** Improve sensitivity, reliability and accuracy of MISTRAM and MIPIR.

**TELEMETRY** Extend frequency coverage at all stations to 2300 mc...design a system which, upon command, will select the most important data from each station for transmission to a central site ...replace obsolete telemetry equipment with modern receiving and recording stations...improve checkout and calibration.

**OPTICS** Improve tracking cinetheodolites and investigate laser ranging systems to cover vehicle launch activity...deploy new automatic focusing and optical calibration system...develop airborne optical systems equal in capability to ground telescopes.

**INFRARED** Design infrared signature acquisition system for launch and re-entry coverage.

**RANGE SAFETY** Study and develop areas of explosive hazard assessment, including instrumentation to cover chemical fuel explosions and nuclear fuel excursions.

**INSTRUMENTATION & VEHICLE CONTROL** Add a 64-man central control at the Cape to direct operation of the entire range...new real-time dual-system computer facility (including 2 CDC 3600's) for failure-proof high-speed data handling.

**CORRELATION** Reduce time correlation uncertainty across the range to less than 10 microseconds...standardize the timing signal format on the Eastern Test Range to be compatible with other national ranges.

**FREQUENCY CONTROL & ANALYSIS** Monitor and control all electromagnetic radiation within the missile test area with a Spectrum Surveillance System...expand automatic interference control, spectrum signature collection, and quality analysis.

**METEOROLOGY** Improve cloud height and growth indication instrumentation...develop a system to measure atmospheric electrical potential and cloud movement.

**SHIP & AIRCRAFT INSTRUMENTATION** Improve the instrumentation to meet more stringent telemetry, navigation, tracking, communications, and data handling requirements...phase into operation new and/or modified tracking ships and aircraft.

**UNDERWATER SOUND** Refine the techniques employed to establish impact location points of nosecones and instrumentation cassettes.

**BIOASTRONAUTICS** Provide equipment to monitor and display physiological and environmental data to Air Force bioastronautic officers. Hook up this equipment into range computers and telemetry receiving sites.

**In important technical and managerial positions like these:**

Projecting program requirements and developing the advanced tracking system concepts required, including instrumentation, facilities, and logistic support.

Developing specifications for range instrumentation systems, evaluating bids from industry, monitoring development, fabrication, installation, and phasing of systems into operational status.

Planning, evaluating, and providing range support for all launches, coordinating all range support activities, providing data and command/ destruct for range safety, and managing down-range island and ship stations.

Experience required in one or more of these areas: Pulse & CW radar / telemetry / infrared / data handling / communications / closed circuit TV / frequency analysis / command control / underwater sound / timing / shipboard instrumentation / meteorology.

**Write to Manager, Professional Employment, Dept. 68J.**



## GUIDED MISSILES RANGE DIVISION

PAN AMERICAN WORLD AIRWAYS, INC.  
750 S. ORLANDO AVENUE, COCOA BEACH, FLORIDA  
An Equal Opportunity Employer



# COMPUTER SYSTEMS OPPORTUNITIES

At the Computation Center of United Aircraft Research Laboratories, some of the most challenging and interesting programming projects now under way have resulted in especially attractive career positions for Computer Systems Analysts and Commercial Programmers. Our Computation Center facilities, among the most complete in industry, provide the ideal professional atmosphere for qualified individuals who accept mature responsibilities on important assignments.

## COMPUTER SYSTEMS ANALYSTS

There are opportunities for personal growth and accomplishment, further supplemented by a fully-paid graduate study program. Your experience should be in these areas:

**Modular Programming Systems • Integrated Man-Machine Systems • Storage Allocation Techniques • Associative Data Structure • Problem-Oriented Language • Design and Translation • Computer-Aided Design • Graphical Communication • Time-Shared Computing • Advanced Systems Analysis.**

## PROGRAMMERS—Commercial Area

Successful applicants will work in the areas of accounting, purchasing, and personnel as they relate to an advanced information system. Requires a degree and at least 3 years' experience in commercial data processing. Cobol experience preferred.

You are invited to send your resume including salary requirements, to Mr. R. D. Ciriack, United Aircraft Research Laboratories, East Hartford, Connecticut 06108... an equal opportunity employer, M & F.

United Aircraft  
Research  
Laboratories




moved together for striking the arc and then separated as soon as the carbon rods become hot enough to maintain an arc. A rack-and-pinion mechanism is the preferable means of moving the jaws. Small used arc lamps easily modified for supporting the carbons vertically can be obtained from dealers in theatrical supplies. The arc should be fully enclosed except for an exit window that will allow a beam about an inch in diameter to fall on the slit of the spectrograph. An experimenter must protect his eyes by wearing welder's goggles when the arc is in operation.

"The material to be analyzed is applied to the tip of the lower carbon rod, which is made the cathode. An axial hole half the diameter of the carbon rod can be drilled to a depth of about an eighth of an inch in the tip of the cathode for admitting powdered specimens. A shallow cut by a saw can also be used. Fluid specimens can be applied to the rod by dipping the tip of the cathode into the solution and letting it dry. Highly volatile specimens should be mixed with powdered graphite to retard the rate at which they evaporate in the arc. Some highly refractory specimens that volatilize at a rate too slow for analysis can be mixed with ammonium chloride. Heat decomposes this salt, which then carries the unknown material into the arc.

"To adjust the spectrograph for operation remove the slit from the instrument and substitute a slit about one millimeter wide made by placing two strips of masking tape over the slit aperture of the housing. Cut a strip of white paper 32 centimeters long and 10 centimeters wide. This strip is used as a temporary screen. Bisect it lengthwise with a heavy black line and make two vertical lines to indicate the ends of the spectrum aperture. Tape the strip to the inside of the camera section. Center the horizontal line with respect to the opening. Darken the room and direct a flashlight beam into the slit. Adjust the grating so that the resulting spectrum is centered vertically and positioned at the long-wavelength end of the screen. Remove the paper.

"Place a few large crystals of rock salt on a metal screen above the flame of a gas burner and focus the resulting yellow light on the slit with a magnifying lens. The burner should be about 18 inches from the slit. Tape a piece of translucent wax paper three inches wide across the camera opening so that it covers the 5,893-angstrom point, which is about 2.6 centimeters from the long-wavelength end of the opening. A broad

Would  
you believe  
this is  
**Atlanta?**



Not Paris...not Copenhagen. Atlanta! If you're an engineer or scientist, you have a key to the city. Lockheed. Send your resume to Charles E. Storm at Lockheed-Georgia, 834 W. Peachtree St. ...in Atlanta! **LOCKHEED**

AN EQUAL OPPORTUNITY EMPLOYER • LOCKHEED-GEORGIA COMPANY, MARIETTA, GEORGIA • A DIVISION OF LOCKHEED AIRCRAFT CORPORATION.

# Lockheed-Georgia has immediate openings for Engineers & Scientists in the following fields



Design	Preliminary Design
Structures Analysis	Systems Engineering
Value Engineering	Aerodynamics
Reliability Engineering	Thermodynamics
Maintainability	Applications Engineering
Operations Research	Management Systems Requirements
Mathematical Lofting	Administrative Engineering
Development Test Engineering	Tool Engineering
Human Engineering	Manufacturing Engineering
	Plant Mechanical Engineering

Send resume to Charles E. Storm, Professional Employment Manager, Lockheed-Georgia Company, 834 West Peachtree Street, Atlanta, Georgia. Dept. 9-SA. Lockheed is an equal opportunity employer.

**LOCKHEED-GEORGIA COMPANY**  
A DIVISION OF LOCKHEED AIRCRAFT CORPORATION

## Say when...



Our Liberty Mirror engineers  
will slice a light beam to order for you.

What wave lengths would you like? (In millimicrons, please.)  
How much infrared? You tell us what you want to do with a light beam,  
and we'll give you a vacuum-deposited dichroic coating that will do it.  
We can also give you transparent electrically conducting coatings for  
resistance heating. Or static-dissipating and high-frequency shielding  
coatings. Liberty Mirror is now fulfilling technological requirements  
of aerospace, missiles, military, lasers, computers, optical instruments,  
automotive and photographic industries.

May we serve you?



**LIBERTY MIRROR**

A DIVISION OF LIBBEY-OWENS-FORD GLASS COMPANY  
TOLEDO, OHIO 43624

yellow line will appear on the screen. Adjust the grating until this line occupies the 5,893-angstrom position.

"Remove the paper and install the permanent slit. Load the camera and place it in position on the instrument. Rack the film holder to either the top or the bottom. Charge the bottom electrode with iron filings. Put the arc about 12 inches from the slit, aligned so that the beam transmitted by the slit floods the grating. Make exposures by striking the arc and opening the shutter. The correct exposure is the one that results in the greatest range of line density. It must be determined experimentally.

"The line images may be fuzzy. If so, the instrument should be focused. Set the grating at one of its limits of travel, either toward or away from the film. Then make a series of exposures, advancing the grating in equal increments toward the limit of its travel after each exposure. Keep a written record for correlating the successive positions with the exposures.

"After developing and examining the film, set the grating at the position that yields the sharpest image. If close examination discloses that each spectral line actually consists of a closely spaced group of fine lines, the slit is not parallel to the rulings of the grating. This can be corrected by rotating the slit in its oversized mounting holes. The instrument is now ready for use.

"Analysis of spectrograms requires the precise measurement of the line positions. The measurements can be made conveniently by projecting an image of the lines on a screen along with that of a scale calibrated in angstroms. A standard 35-millimeter projector can be modified for projecting the spectrogram and scale simultaneously.

"The standard used for calibrating the scale can be a spectrogram of carbon. Strike an arc between a pair of clean spectroscopic carbons and make an exposure. The most prominent features on the resulting spectrogram will be the two cyanogen (CN) bands starting at 3,883 and 3,590 angstroms and the 2,479-angstrom carbon line [see illustration on page 277].

"Lay the film on a flat surface and measure the distance between the 2,479-angstrom line and the head of the band beginning at 3,883 angstroms. Assume that it is 88 millimeters. If so, each millimeter represents 16 angstroms ( $3,883 - 2,479/88 = 16$ ). One hundred angstroms will occupy 100/16, or 6.25, millimeters, and a scale that is 25 centimeters long will span 4,000 angstroms.


"Draw the scale on white cardboard,





**THE  
NAVAL  
LABORATORIES...**

**EXPLORE  
INNER-SPACE**



The sea has always held a special fascination for man. Eons ago, the waters of the world gave birth to the life from which he evolved. Since he became a land creature, man has increasingly sought to explore the ocean's depths, as well as its surface, seeking to accommodate himself once more to this dark and unknown region of "inner-space". Today science, through such research equipment as the experimental glass sphere developed by U.S. Naval Laboratories, is continuing this rewarding exploration. This unique sphere, fashioned of light-weight glass, may be forerunner of a new breed of relatively inexpensive submersibles. Tests conducted at depths to 20,000 feet indicate that such spheres gain tremendously in strength under deep sea pressure. In implementing the exploration of "inner-space", and a variety of other challenging Navy Programs, the Laboratories need qualified scientists and engineers... working in disciplines covering the entire spectrum from physics to mathematics, from mechanical to electronic engineering, from chemistry to metallurgy and many other special disciplines.

**LABORATORIES**

- U.S. NAVAL ORDNANCE TEST STATION (NOTS), *China Lake and Pasadena*
- U.S. NAVAL MISSILE CENTER (NMC), *Point Mugu*
- PACIFIC MISSILE RANGE (PMR), *Point Mugu*
- U.S. NAVAL CIVIL ENGINEERING LABORATORY (NCEL), *Port Hueneme*
- U.S. NAVY ELECTRONICS LABORATORY (NEL), *San Diego*
- U.S. NAVAL ORDNANCE LABORATORY (NOLC), *Corona*
- U.S. NAVAL RADIOLOGICAL DEFENSE LABORATORY (NRDL), *San Francisco*
- U.S. NAVAL PERSONNEL RESEARCH ACTIVITY (NPRA), *San Diego*
- U.S. NAVAL WEAPONS STATION, QUALITY EVALUATION LABORATORY (QEL), *Concord*
- U.S. NAVAL WEAPONS STATION, QUALITY EVALUATION LABORATORY (QEL), *Seal Beach*
- U.S. NAVAL SHIP MISSILE SYSTEMS ENGINEERING STATION (NSMSES), *Port Hueneme*
- U.S. NAVAL FLEET MISSILE SYSTEMS ANALYSIS AND EVALUATION GROUP (FMSAEG), *Corona*

*Opportunities exist primarily at junior and intermediate levels. If interested and qualified, write to personnel Coordinator, Dept. A.*

**U. S. NAVAL LABORATORIES IN CALIFORNIA**  
1030 East Green Street / Pasadena, California 91101 • AN EQUAL OPPORTUNITY EMPLOYER

**Our work on  
interplanetary probes,  
plasma dynamics,  
and artificial hearts  
takes quite a  
brainpower pool.**

**Dive in.** Ask a dozen scientists or engineers what they like (or dislike) most about their present jobs and you're likely to get a dozen different answers. But one factor that will probably figure in all of them is the professional climate. And how it's reflected in terms of creative challenge and stimulation.

The professional climate here at AVCO Corporation must be pretty good. Because scientists and engineers who come here are in no hurry to leave. In fact, we have one of the smallest turnover rates of any aerospace defense contractor.

Right now, though, challenging new assignments like the Mark 17 reentry vehicle, Project Voyager studies for NASA, and advanced heat-shield materials development have made it essential that we raise the temperature of this professional climate by a few hundred degrees — Ph.D.'s. Masters of Science. Bachelors.

Your degree, for instance, may be just the kind we're looking for.

There's just one thing: *we want people who can do a first-rate job and still be unsatisfied.* Because *unsatisfaction*, we've found, is the surest path to major advances like our Apollo heat shield, improved Mars lander vehicle designs, and more efficient gas turbines.

Are you good enough?

And unsatisfied, too? Write: Avco Corporation, 750 Third Avenue, New York, N. Y. 10017.



divide it into 40 increments of 100 angstroms each, photograph the drawing and make a positive transparency with an enlarger. The final image should be precisely 25 centimeters long. Draw an auxiliary scale 12.5 centimeters long and divide it into 20 equal increments. The ratio of this scale to the one previously drawn is 20:1; when the scale previously drawn is magnified 20 diameters by projection, the distance between adjacent graduations is 12.5 centimeters and spans 100 angstroms. Line positions can be measured to within one angstrom by placing the auxiliary scale between a pair of projected graduations.

"To determine positions of the lines emitted by an unknown chemical element, make a spectrogram of carbon and on the same film a spectrogram of the unknown element. Insert the film in its compartment in the holder and move the spectrogram with respect to the scale until the 3,883-angstrom point of the scale coincides in position with the 3,883-angstrom cyanogen band head. The distance between the projector and the screen must of course be adjusted for a magnification of 20 diameters.


"Using the auxiliary scale at the screen, measure in angstroms the spectral positions of the lines you believe to be those emitted by the unknown element. Always look for the most prominent lines of an element when trying to establish its presence in the sample. Extensive tables of wavelengths can be found in *The Handbook of Chemistry and Physics*. At least two lines of an element must be detected before it can be considered as being definitely present. Not even the roughest estimate of its presence can be made, however, unless the spectrogram can be compared with one of a similar type of sample material containing a known amount of the element in question.

"Imperfections in a grating can produce 'ghost,' or spurious, lines. Ghosts are easily spotted. They always occur in telltale pairs spaced symmetrically on opposite sides of the parent, or true, line, which is usually of high intensity. Ignore the ghosts.

"The spectrograph can be used for the analysis of many different types of material such as glasses, soils, ceramic materials and ashed substances of all kinds. It is particularly applicable for detecting fractions in concentrations of 1 percent to .0001 percent and even less in some cases. Amateur prospectors, for example, can readily check rocks for metals in amounts far below those required for ordinary chemical or blow-pipe analysis."



At the bottom of a steel-jacketed, 30-foot well, SLAC's Model 115 gas laser, which operates continuously for periods as long as 2000 hours, is checked by alignment technician Jack Higgins.



Two miles away, at the far end, a target image can be viewed on a ground glass or diverted into either a vertical or horizontal detection system.

## Laser points the way for world's longest electron beam

The first powerful beam of electrons to pulse down the narrow (18 mm) 2-mile path beneath the Stanford hills was right on target. This had been insured by a parallel beam—from a Spectra-Physics CW gas laser—establishing alignment within half a millimeter over the total length of the Stanford Linear Accelerator.<sup>1</sup>

The laser radiates continuously down an evacuated 60-cm aluminum tube, the basic support girder for the accelerator. Alignment may be checked—even during accelerator operation—at any of 277 target points along the tube's length, simply by lowering a Fresnel lens into position within the tube. A detection system at the far end is capable of resolving a shift of 0.025 mm at the selected target point.

Without the laser system, conventional alignment techniques would have been uncertain or impractical, and some even impossible.<sup>2</sup> The Spectra-Physics Model 115 helium-neon gas laser used in the system is described, along with six other lasers of advanced Stabilite™ design, in a new color brochure. For your copy, write us at 1255 Terra Bella, Mountain View, California 94040. In Europe, Spectra-Physics, S.A., 18, rue Saint-Pierre, Box 142, 1701 Fribourg, Switzerland.



<sup>1</sup> Built under contract with the United States Atomic Energy Commission.

<sup>2</sup> W. B. Herrmannsfeldt, Stanford Linear Accelerator Center, Stanford University, Stanford, California; IEEE Particle Accelerator Conference, Washington, D. C., March 1965.





# FREE

Either of these extraordinary reference volumes (VALUE TO \$29.95)

when you enroll as a member of

## The Library of Science



### ENCYCLOPEDIA OF PHYSICS

Edited by Robert M. Besançon. The newest, most authoritative single-volume reference work on physics. 316 articles on all standard and advanced topics, written by 320 internationally prominent contributors. 852 oversized pages. Many graphs and tables. List Price \$25.00

### VAN NOSTRAND'S SCIENTIFIC ENCYCLOPEDIA

Revised, expanded edition of the modern classic of scientific reference, covering scientific knowledge in all important fields from aeronautics to zoology. 1839 pages; 1456 illustrations (many in color); over 100,000 definitions. List Price \$29.95

This unusual offer is being made to introduce you to The Library of Science, a professional and highly selective source of the finest scientific reading.

The Introductory Gift Volume you will receive is immediate evidence of the benefits of membership. But there are other long-range advantages as well:

- You may choose from authoritative, important books on every major area of science and technology including mathematics, physics, computer science, chemistry, many others. (For example, see the books described at the right.)
- As a member, you save up to 40% on the books you need in your professional library.
- The Library of Science offers a wide range of Selections. Yet you need buy as few as 3 more Selections during the next 12 months.
- With every four books you purchase, you receive a free Bonus Book of your choice from the many titles available to members.

Why not enroll today? Fill in and return the Membership Application below, indicating your choice of a Gift Volume and first Selection. Your books will be sent to you immediately.

### ... and choose one of these fine books as your first Selection at reduced Member's Price

- 1. THE ARCHITECTURE OF MOLECULES.** *Linus Pauling.* The Nobel Prize winner's clear introduction to electronic structure. With 57 full-page drawings in color by Roger Hayward. List \$10.00. *Member \$7.50*
- 2. COMPUTER DICTIONARY AND HANDBOOK.** *Charles J. Sippl.* Indispensable reference with over 8,500 definitions or explanations of terms, acronyms, abbreviations — plus 29 informative appendices. List \$12.95 *Member \$9.50*
- 3. MATHEMATICAL METHODS FOR DIGITAL COMPUTERS.** *Ralston & Wilf, eds.* Covers the most useful mathematical techniques for solving basic problems of the digital computer. List \$9.00. *Member \$6.95*
- 4. THE NATURE OF SOLIDS.** *Alan Holden.* Up-to-date view of one of the most exciting areas of modern physics — the science of the solid state. Lucid treatment of heat, symmetry, etc. List \$6.95. *Member \$5.75*
- 5. METHODS OF APPLIED MATHEMATICS.** *Francis B. Hildebrand.* Revised version of highly regarded work on matrices and linear equations, many other mathematical methods. List \$14.00. *Member \$9.50*
- 6. ELEMENTARY MATRIX ALGEBRA.** *Franz E. Hohn.* A virtually encyclopedic introduction to matrix algebra and its many applications in atomic physics, game theory, other areas. List \$8.00. *Member \$5.95*
- 7. COMPUTER PROGRAMMING TECHNIQUES.** *Theodore G. Scott.* Remarkably effective programmed text on the basic elements of computer programming: computer languages, debugging, etc. List \$7.95. *Member \$6.25*
- 8. THE ORIGIN AND EVOLUTION OF THE UNIVERSE.** *Evry Schatzman.* Man's knowledge of the universe, brilliantly documented by a world-famous astrophysicist. List \$8.50. *Member \$6.75*
- 9. BUSINESS DATA PROCESSING AND PROGRAMMING.** *Philip M. Sherman.* Complete, lucid survey of effective computer programming for business: concepts, techniques, problems. List \$9.25. *Member \$6.95*
- 10. EXCURSIONS IN NUMBER THEORY/MATHEMATICAL DIVERSIONS.** *Dual Selection.* Aspects of number theory brought together in a book Martin Gardner calls "splendidly written" plus a collection of tantalizing mathematical puzzles. List \$9.95. *Member \$7.50*

Library of Science, 59 Fourth Ave., N. Y., N. Y. 10003

Enroll me as a member and send the Gift Volume and first Selection indicated below. I may return both books in 10 days and owe nothing. Otherwise I will be billed only for my first Selection at the reduced Member's Price plus postage. As a member I need take as few as 3 more Selections during the next 12 months, and I will receive a free Bonus Book of my choice with every fourth Selection purchased.

Encyclopedia of Physics       Scientific Encyclopedia  
First Selection (circle one): 1 2 3 4 5 6 7 8 9 10

Name \_\_\_\_\_

Address \_\_\_\_\_

City \_\_\_\_\_ State \_\_\_\_\_ Zip Code \_\_\_\_\_

Please be sure to insert correct zip code. L-50-V

The Library of Science 59 Fourth Avenue/New York, N. Y. 10003



# BOOKS

## *Does the American jury system work?*

by Mark DeWolfe Howe

THE AMERICAN JURY, by Harry Kalven, Jr., and Hans Zeisel, with the collaboration of Thomas Callahan and Philip Ennis. Little, Brown and Company (\$15).

For more than a decade the University of Chicago Law School has been engaged in a nationwide study of the jury system. This ambitious project is a novel one as well, because it brings lawyers and social scientists together in the search for truth and understanding. As a result we are beginning to hear emancipated law professors speak casually of the directionality of the data, the differential credibility judgments of juries, viable clues from reason assessment and *Gestalt* evaluation by judges. Sociologists, for their part, no longer trip over *de minimis non curat lex* (or *praetor*) and *autrefois acquit*, writs of error and *certiorari*, the M'Naghten rule, or burdens of proof and burdens of persuasion. The two worlds of discourse have become one. This fruit of the union of jurisprudence and social science has inevitably been christened "jurimetrics."

The jury project is distinguished also as a data-gathering enterprise. It has conducted "field research" on a scale in keeping with its substantial funding by the Ford Foundation. Indeed, the dimensions of this firstborn child of Chicago and Ford are grand enough to merit status as a subdiscipline known by the foreordained nickname of "jurimetrics."

The present volume is one of a series of studies that is to issue from this inquiry into the American jury. It is therefore unfortunate that the book should bear that title. In actuality it seeks to do no more than consider the functioning of the trial jury in criminal prosecutions; the authors promise another book about trial by jury in civil cases. The deception would be unimportant if it

did not imply that the distinctions between the role of the jury in criminal cases and in civil cases are of negligible significance. The senior authors Harry Kalven, Jr., and Hans Zeisel are, as lawyers, thoroughly aware of the differences in the lines of history, power and policy that have shaped the jury's function in criminal trials and in civil litigation. I am not so comfortably assured, however, that those who come to jurimetrics from outside the law will share the lawyer's understanding of the reasons why "the American jury" must be studied as two largely separate and independent institutions.

In designing their study of the criminal jury the authors made a decision of crucial importance, a decision they persuasively explain and justify. They sought, as their primary data, specially prepared reports by 600 judges who had participated with the juries being analyzed in the trial of 3,576 criminal cases around the country. The study therefore rests on "just three items: the actual verdict of the jury, the hypothetical decision of the judge, and the judge's explanation of the disagreement when his decision differed from that of the jury." The authors are quick to acknowledge the limitations of their method. They are able to argue that by comparison with other methods it "emerges as the most rigorous practicable approach" to the grand experiment of having each case "tried by a jury and also by a judge, thus obtaining matched verdicts for study." They present numerous tables, furthermore, to show that their 3,576 cases constitute a valid sample of the 60,000 criminal cases tried annually to American juries.

I am neither competent nor inclined to question the authors' confidence that they have, within the presuppositions that controlled their inquiry, succeeded in the behavioral aspects of their study. My own confidence in the work rests on the somewhat deflationary fact that virtually all the conclusions the authors have reached by their elaborate statistical and sociological procedures seem absurdly obvious.

Surely it required no very complex machinery of investigation, research and analysis to conclude that a jury's verdict in close cases is likely to be affected by its feeling that the defendant is or is not a sympathetic and attractive person. Even the most plodding interpreter of human nature might have concluded, without the benefit of Ford financing, that the jury is more likely to come back to the judge with questions in the difficult cases than in the easy ones. Perhaps he would not have known that the incidence of inquiry is about twice as high in the difficult cases as it is in the others. It comes as no exciting or momentous shock to learn that fact through the probing inquiries of social science.

The authors recognize the possibility that their enterprise has done little more than confirm the obvious. They state that the outcome of the inquiry, phrased in its "least exciting form," asserts that "all disagreement between judge and jury arises because of disparity of counsel, facts that only the judge knew, jury sentiments about the defendant, jury sentiments about the law, and evidentiary factors, operating alone or in combination with each other." The flaccid corollary to these banal findings declares that "the judge is less likely to be influenced by these factors than is the jury."

No one wants to be inhospitable to cooperative ventures in research. Yet one cannot disregard the overwhelming improbability that many important or startling conclusions could be drawn about the forces that lead 12 jurors—who must reach a unanimous verdict—to see things differently from a single judge.

This is not to discount instances in which the intelligent and imaginative industry that animated this study has uncovered data casting fresh light on the psychology of the American juror. One is both surprised and reassured to be told that jurors show "a modest tendency" to treat favorably those defendants who have been made the victims of one or another form of police skulduggery or brutality. They also have a

SCIENTIFIC  
FINDS  
*from*  
PRINCETON  
UNIVERSITY  
PRESS

BIOLUMINESCENCE  
IN PROGRESS

*Edited by Frank H. Johnson  
and Yata Haneda*

Not since E. Newton Harvey's *Bioluminescence* was published in 1952 has there appeared under one cover a more comprehensive and critical coverage of the subject. Forty-nine leading scientists in the field have contributed thirty-five papers, many revealing previously unpublished research results and some representing milestones. 250 illustrations, including electron micrographs and some color plates. 520 pp. \$15.00

ATOM AND  
ORGANISM

A New Approach to  
Theoretical Biology  
*By Walter M. Elsasser*

A summary of the author's long-standing efforts to bridge the gap between biology and physics, including new concepts which the author says are neither mechanistic nor vitalistic but adapted to biology.  
100 pp. \$4.50

THE CELLULAR  
SLIME MOLDS

Second Edition, Revised  
and Augmented  
*By John Tyler Bonner*

Professor Bonner has rewritten more than half of his treatise to include the latest research information on cellular slime molds. Illustrated.  
200 pp. Coming Dec. '66. \$6.00

Princeton  
University Press

Princeton, New Jersey 08540

wholesome, if somewhat lawless, inclination to look charitably on those defendants who have done injury to persons whose carelessness, violence or aggression induced the defendant's criminal act. Perhaps the tendency of jurors to allow the instinct of self-help to play a larger part in the control of social behavior than government has officially assigned it reflects a streak of anarchy in the American spirit. In any case, the existence of the tendency is frequently apparent in the data.

This phase of the findings compels consideration of a large question concerning the inexplicit premises of the inquiry. The question I have in mind has two aspects. The first concerns the extent to which the entire inquiry rests on the supposition that the new science of jurimetrics may ignore legal history. The second aspect, not unrelated to the first, concerns the role played in this inquiry by the familiar dichotomy of "the law" and "the facts." The authors proceed on the apparent supposition that criminal law is a body of principle exclusively committed to the custody of judges—so exclusively that jurors, although they may have the power to take the law into their own hands and thus alter it, are not legally entitled to do so. They tell us that their study "is a contribution to what has often been called realist jurisprudence." I would suggest that a jurisprudence as indifferent as theirs is to the facts of legal history can scarcely claim to be realistic. Let me try to sharpen this statement by specific illustration.

A jury's verdict of acquittal is, of course, conclusive and final; it cannot be appealed by the prosecution. Like other lawyers, the authors find reassurance in fixing a tag on the principle; they label it the constitutional rule against double jeopardy. To stop there, however, is to betray indifference to the significance of some important history. The finality of an acquittal is the remnant of a tradition that sanctified, as it were, all jury verdicts in criminal cases. That tradition, if taken seriously, legitimates the power of jurors to make themselves the partners of judges in making the law. Legitimizing the jury in this function jeopardizes the clarity bestowed on legal analysis by the drawing of a sharp line between questions of fact and questions of law. It also threatens the scheme for administering justice, renewed in every charge to the jury, that assigns questions of fact to the jury and reserves questions of law to the judge.

In fixing the structure of presuppositions underlying the present study, the

authors were compelled to make a choice between the clarities that accompany analytic orthodoxy and the confusions that make up the reality of our inheritance. Being, in this enterprise, jurimetricists and not legal historians, they chose the molds of analytic rather than historical jurisprudence for the ordering of their materials. Perhaps the choice was wise. The choice entailed a greater repudiation of realism, however, than the authors seem to realize. It compelled them to disregard the high probability that jurors—and even some hardheaded and unphilosophic judges—may not discern the sharp line between the facts and the law.

As a matter of fact, that line appears somewhat blurred in the jury-project data concerning the attitude of judges and jurors toward a familiar qualification of the right of self-defense. A person whose life is threatened by another's violence has the duty to retreat before he shoots his aggressor. The authors build their analysis on this heading from the orthodox assumption that there is a clear rule of law in each jurisdiction defining with more or less liberality or severity the scope of this duty to retreat. In other words, it is assumed that the law provides the standard with which to measure this dimension of the defendant's right when threatened to stand his ground and meet force with equivalent force. Not surprisingly, the data reveal a tendency among juries to disregard the "rule of law" that prevails locally. Instead, juries tend to create for each case a standard that determines criminality on an essentially *ad hoc* basis.

The present study finds that cases of this kind occasion frequent disagreement between judges and juries. From the presentation and discussion of these cases one would not suspect that the authors may be mistaken in their assumption that the prevailing jurisprudence of self-defense provides a rule of law for the proper resolution of such controversies. Yet I believe judges as well as juries proceed on the assumption that the standard of criminality—the rule of law—is to be made by the jury's assessment of the measure of restraint the defendant could have been expected to show in the moment of his confrontation with his victim's threat of violence. To make such a large concession to whim and thereby accentuate the unpredictability of litigation may be unfortunate and unwise. It seems more honest, nonetheless, to recognize that few judges and fewer jurors are likely to hold sacrosanct the jurist's prescription for order. They are likelier,





## Two Timely Computer Books

### THE CHALLENGE OF THE COMPUTER UTILITY

BY DOUGLAS F. PARKHILL, *Mitre Corporation*

“Information utility” . . . “information network” . . . “time-sharing” . . . “fireside computer” . . . or “computer utility” — this method opens up computer use on a scale undreamed of only five years ago.

*Here is the first book to explore the exciting new concept of the computer utility.*

*Computer evolution* is traced through today’s “third generation” of computers, which has logically brought us to the utility concept.

*Computer utility technology* is explored in detail, including “time-sharing” and other key methods. Numerous applications are given and specific systems are discussed.

*Economic considerations* and important legal factors are examined in special chapters.

*Future possibilities* involving the computer utility are presented in a final summary that explores possible implications for our society.

Published August 207 pp, 21 illus (1966) \$7.95

### THE USE OF COMPUTERS IN BUSINESS ORGANIZATIONS

BY FREDERIC G. WITHINGTON, *Arthur D. Little, Inc.*

How can the modern business manager make informed decisions concerning computers, in order to compete with other companies employing computers effectively in a variety of business operations? . . . This is a question of increasing importance today.

*This new book offers the non-specialist comprehensive computer information — without extensive technical training.*

*The nature of computers* — both conventional and “real time” — is carefully considered in opening chapters.

*Acquisition and use* of computers in business operations is fully covered, including discussions of the role of the manufacturer . . . the user’s investments . . . and the computer’s impact on the organization.

*Applications* of various systems are discussed thoroughly, along with methods of evaluating future computer uses and systems development, implementation, and operation.

Published August c. 235 pp, 40 illus \$ 7.95

Other computer design and programming books described in free brochure. Please check box.



**ADDISON-WESLEY**  
PUBLISHING COMPANY, INC.

DEPT. A-662

READING, MASSACHUSETTS 01867

#### 10-DAY FREE EXAMINATION

Please send for my inspection and approval, a copy of each book I have checked. (I understand that I can return the books in ten days if I decide not to keep them.)

- THE CHALLENGE OF THE COMPUTER UTILITY, Parkhill (5720) \$7.95  
 THE USE OF COMPUTERS IN BUSINESS ORGANIZATIONS, Withington (8715) \$7.95  
 Check here for free brochure on new computer books

Name \_\_\_\_\_

Company \_\_\_\_\_

Address \_\_\_\_\_

City \_\_\_\_\_ State \_\_\_\_\_ Zip \_\_\_\_\_

- Bill me     Bill my company     Payment enclosed  
 (We pay postage if you enclose check—same inspection privilege)



## The Theory of Beta Radioactivity

By EMIL JAN KONOPINSKI, *Indiana University*. Beginning with an explanation of beta-decay that can be understood on a level accessible to undergraduates, this book goes on to develop the field-theoretic description, together with the roles of helicities and symmetries. The analogy of electromagnetic radiations is fruitfully drawn upon in developing appropriate aspects of the theory, and a special effort has been made throughout to keep the discussion within terms of interest to experimentalists. (*International Series of Monographs on Physics*.)

29 text-figures. \$12.00

## A History of the Royal College of Physicians of London

### Volume II: 1678-1858

By SIR GEORGE CLARK, *All Souls College, Oxford*. The Royal College of Physicians has played an essential part in the development of the medical profession in England, and the present work is the first to give a continuous account of the College's history. Volume I covered the period to the Revolution of 1688 and Volume II now carries the story to the Medical Act of 1858, studying the last disputes between the College and the apothecaries and the new problems created by the Industrial Revolution.

12 plates. \$10.10

## Applications of Statistical Mechanics

By E. A. GUGGENHEIM, *University of Reading*. This book may in a sense be regarded as a modern appendix to *Statistical Thermodynamics*, since it describes examples of work over the interval 1939 to 1964. In 1963 Professor Guggenheim was George Fisher Baker Lecturer at Cornell University, where he delivered a course of eleven lectures. Among topics treated are equilibrium properties and interactions in argon, krypton, xenon, sodium chloride, and potassium chloride.

101 figures. \$8.80

## Mathematical Theory of Creep and Creep Rupture

By FOLKE K. G. ODQVIST, *Royal Institute of Technology, Stockholm*. The author presents a mathematical theory of rigid-viscoplastic-deteriorating bodies, analogous to the theory of elasticity, valid for single- and multi-axial states of stress on beams, membranes, plates, shells, thick-walled tubes, etc. In most cases the body in question is loaded at time  $t=0$  with a constant load and the ensuing creep motion is studied. Special attention is devoted to finite deformation, stability, creep rupture, and relaxation.

8 plates, 95 figures. \$7.70

Oxford University Press  
New York

I believe, to let traditions the jurist has forgotten survive as operative fact. In other words, they are disposed to assume that jurors may be participants in the making of rules of law.

If one is willing to see some of the practices of American juries as habits and customs persisting from a forgotten history rather than as lawless violations of the axioms of jurisprudence, he may interpret the data on another heading differently from Kalven and Zeisel. As the study shows, juries commonly tend to disregard a fundamental axiom of our jurisprudence that the only parties to litigation in the criminal law are the state and the defendant. Thanks to this sloppy indifference, many jurors allow the contributory negligence or the viciousness of the victim of the crime to enter into their weighing of the culpability of the defendant. In other words, the jurors confound the clear distinction between the civil and the criminal law and look on the action charged to the defendant as a tort rather than a crime. "The cases," we are told, "show a bootlegging of tort concepts of contributory negligence and assumption of risk into the criminal law." The authors do seem willing to recognize that the juries in these cases may be following in the footsteps of unphilosophic and unscientific ancestors. That recognition should, I believe, have played a larger part in all aspects of this investigation. A jurisprudence is realistic only if it takes into account the hold that the past, rightly or wrongly, has over the present. The past is not merely the hunting ground of antiquarians; it has live relevance to the jurimetricist's interpretation of the human behavior he observes today.

The Chicago study is surely destined for a long period of time to be the starting place for all public discussion of the proper role of the jury in the administration of justice. Many will ask the same question James Fenimore Cooper asked more than a century ago: In a society that has been foolish enough to establish an elective judiciary and wise enough to make judicial tenure subject to good behavior, does a jury serve any more useful purpose than that of a symbol of freedom? On Patriot's Day we celebrate the fortitude of the juries that set William Penn and John Peter Zenger free. On what days shall we celebrate the courage of those solid yeomen who, in our own day, saw fit to let the killers of Medgar Evers, Mrs. Viola Liuzzo and Jonathan Daniels go free? There are surely occasions on which one is tempted to suggest that the time has come to amend our constitutions so as to allow

the abolition of the jury even in criminal cases. Indeed, on one ground or another, trial by jury is denied, waived or avoided in 75 per cent of the 250,000 criminal trials conducted annually in this country. The suggestion that it be abolished, I feel sure, is worth serious consideration.

Before that happens, however, I hope that someone will undertake a study no less extensive than the Chicago-Ford jury project to determine whether or not our judges are to be trusted with the power that would be theirs were they to go it alone. I confess *The American Jury* seems infected by an excessive respect for the vision, wisdom and integrity of American judges. I have too often heard practicing lawyers from our large cities insist that the one reason—and that a compelling one—for preserving jury trial is that it is our best safeguard against the corruption of judges.

The authors were right to exclude from this particular inquiry a search for data concerning the quality and capacity of judges. At some phase of the inquiry, however, I hope there will be clear recognition that trial by jury is always, in fact, trial by judge and jury. Until we know more than we do of the conduct and performance of our trial-court judges we shall not be able wisely to evaluate the condition of trial by jury in the U.S.

### Short Reviews

THE ARCTIC FRONTIER, edited by R. St. J. MacDonald. University of Toronto Press (\$7.50). ANTARCTICA, edited by Trevor Hatherton. Frederick A. Praeger (\$18.50). "This gloomy region," a 19th-century traveler wrote about the Arctic, "where the year is divided into one day and one night, lies entirely outside the stream of history." The gloom, the long days and nights remain unchanged, but the polar regions of the world—antarctic as well as arctic—can in our day scarcely be said to play no part in world affairs. MacDonald's book is primarily about the Canadian North, but its key theme (well expressed by one of the contributors, the geographer Michael Marsden) is that the most essential quality of the Arctic "is not cold, or gold, or polar bears, but a central position in the world community." Of this community, the major members, besides Canada, are the U.S.S.R., the U.S., Denmark (Greenland), Iceland and Norway. In that region they are bound together not only by geography but also by common economic, political and scientific in-

# Encyclopædia Britannica says:

A little knowledge is a dangerous thing.

So is a lot.

The more you know, the more you need to know—as Albert Einstein, for one, might have told you. Great knowledge has a way of bringing with it great responsibility.

The people who put the Encyclopædia Britannica together feel the same way. After all, if most of the world had come to count on you as the best single source of complete, accurate, up-to-date information on everything, you'd want to be pretty sure you knew what you were talking about.


Our system for making sure is called “accelerated continuous revision.” We use it because it's the best way ever invented to keep an encyclopædia up to date. (Even though no other publisher can afford the tremendous editorial resources it demands.)

New learning comes to light every hour of the day, and under

accelerated continuous revision, editorial changes are proceeding every hour of the day. In the last five years alone, the Encyclopædia Britannica has revised more material than any other English language “encyclopedia” contains in the first place.

It might be easier for us to take short cuts, or write down to people, or edit out information, or choose contributors of lesser stature, or relax some of our editorial requirements, or censor a topic not too many readers might be interested in. But we'll leave that to our imitators.

We don't happen to feel there's a limit to what people will want to know.



“... space and time are welded together into a uniform four-dimensional continuum”  
From the Britannica article SPACE-TIME  
by Albert Einstein,  
Volume 21, page 106.



Encyclopædia Britannica, Inc., 425 N. Michigan Ave., Chicago, Illinois 60611. Encyclopædia Britannica, Britannica Junior Encyclopædia, Compton's Pictured Encyclopedia, Great Books of the Western World, Encyclopædia Britannica Educational Corporation, G. & C. Merriam Co., Frederick A. Praeger, Inc., Publishers.



Watch for the National Geographic specials in color on CBS-TV this fall—presented by Encyclopædia Britannica, Inc.



# THEORY OF SELF- REPRODUCING AUTOMATA

by John von Neumann  
edited by Arthur W. Burks

At long last here is the late John von Neumann's conception of and last work on the theory of automata. The result may lead to a new scientific discipline.

This volume, edited from two unfinished manuscripts, is in two parts. Part I — "Theory and Organization of Complicated Automata" — treats complicated automata in general and compares artificial automata, specifically computing machines, with natural automata, particularly the human nervous system. Its high point is a kinematic model of self-reproduction. Part II — "The Theory of Automata: Construction, Reproduction, Homogeneity" — is devoted to the logical design of a self-reproducing cellular automaton. 85 illustrations. 400 pages. \$10.00.

UNIVERSITY OF  
ILLINOIS PRESS  
URBANA AND LONDON


terests and by the hostility of the two superpowers. One of the refreshing things about the MacDonald volume is that only one essay is devoted to the strategic significance of the Canadian Arctic; the other contributions consider such topics as the administration of northern peoples in the U.S.S.R., Canada and Alaska, the fate of the Eskimos as "pawns of history," the questions of sovereignty in the north, the international implications of arctic exploitation. Of unusual interest are the descriptions of the many tribes and nations living in the north. There are no fewer than 19 of them, including the Lapps, the Nentsy, the Nganasanis, the Komi, the Yakuts, the Aleuts and the Chukchi. Some of these groups are tiny (at the last census there were fewer than 400 Aleuts); some are large (there are more than a quarter of a million Komi). The book offers a balanced presentation, neither exaggerating the importance of the Arctic nor deflating it to fit the shifting winds of military strategy.

Hatherton's book, published with the cooperation of the New Zealand Antarctic Society, supersedes a mid-century survey: *The Antarctic Today*, published in 1952. Since then, of course, various nations that have lodged themselves in the Antarctic have greatly enlarged knowledge of the region. They have mapped some of the land, probed for mineral resources, observed its ocean, recorded its birds and mammals, measured its ice shelves and ice sheets, examined its geology, developed antarctic meteorology and have learned how to live in the Antarctic and to move about and communicate there. The chapter that describes this last group of techniques is full of interesting details. The Russians have built themselves a tractor, the Kharkovchanka, that is powered by a 12-cylinder engine, has a cruising speed of eight kilometers per hour, weighs 33.5 tons and has a workroom, radio room, kitchen, toilet, entrance porch and sleeping berths for eight. One of the new ways to build habitations is exemplified by the Byrd Station of the U.S., which sits in a deep trench so that only the curved roof protrudes slightly above the level of the snow. It stands up against the hurricane-force winds much better than aboveground structures but it has its own problems, one of the main ones being the danger of fire. Warm clothing remains a problem to this day. The Eskimo solved it beautifully with a tent-shaped garment, made of warm fur and tied at the neck, that trapped body-

heated air and kept him warm. Opening the garment at the neck allowed the warm air to escape and the ventilation could be further increased by opening drawstrings at the bottom of the garment and at the ends of the sleeves. This worked because the Eskimo wore no other clothes under his furs. When condensation produces moisture inside his tent suit, the Eskimo is not bothered: the frost forms at the base of the hairs, and the furs are worn with the hair next to the skin. When the Eskimo goes back to his igloo, he simply turns the garment inside out and shakes off the ice. None of the clothes we have designed meet the difficulties of extremely low temperatures anywhere nearly so well, and for hygienic reasons we use underclothes and other garments that, if they are permeable, have to be worn in so many layers as to impede motion and, if they are nonpermeable, prevent essential ventilation. The shoe problem, however, has been solved by the American "thermal" boot. This footwear incorporates a layer of insulation, coated on both the outside and the inside with impermeable rubber. The sweat of the foot cannot escape through the vapor barrier that arises; therefore the feet become wet. The insulation within the boot itself remains dry and effectively conserves the body heat, so that the foot and the sweat remain warm. Only one pair of socks is used, and they are changed and washed every night. A certain amount of psychological adjustment is said to be necessary to accustom oneself to the sensation of walking about with wet feet, but once one realizes that although one's feet are wet they are warm there is no great difficulty. These boots are effective both in dry cold down to 60 or 70 degrees below zero Fahrenheit and in wet cold and slush. Fridtjof Nansen and Robert E. Peary, as the author of this chapter observes, could scarcely have imagined such bliss as they sledged over slushy summer sea ice.

A SELECTION OF PROBLEMS IN THE THEORY OF NUMBERS, by W. Sierpiński. Pergamon Press (\$4.50). EXCURSIONS IN NUMBER THEORY, by C. Stanley Ogilvy and John T. Anderson. Oxford University Press (\$5). The largest known prime number has 1,332 digits; it is the number  $2^{4423} - 1$ , which, with the help of a computer, was verified as a prime in 1961. (It may be that a larger prime has been verified since Sierpiński's book was written a couple of years ago.) At the beginning of 1951 the largest known prime was  $2^{127} - 1$ , which had

# Program your reading with...



## **AUTOMATIC LANGUAGE TRANSLATION**

Lexical and Technical Aspects, with  
Particular Reference to Russian

*Anthony G. Oettinger.*

*Foreword by Joshua Whatmough*

"Professor Oettinger is to be congratulated for presenting the first detailed, and scientifically accurate description of any machine translation project in the U.S., if not the world."—H. P. EDMUNDSON, *Mathematics of Computation*. \$10.00

## **NEW DECISION-MAKING TOOLS FOR MANAGERS**

Mathematical Programing as an Aid  
in the Solving of Business Problems

*Edited by Edward C. Bursk and  
John F. Chapman*

Top experts stress new, pace-setting concepts in this how-to approach to mathematical programing, econometrics, strategies of diversification and techniques for selecting profitable products. \$7.95

## **PROGRAM BUDGETING**

Program Analysis and  
the Federal Budget

*Edited by David Novick*

These twelve interrelated essays describe the new budgetary concept of Washington's "management revolution," from its framework to its usefulness to private economists, businesses, states, and various branches of the Federal government. A RAND Corporation-Sponsored Research Study. \$6.50

## **DESIGN OF WATER- RESOURCE SYSTEMS**

New Techniques for Relating  
Economic Objectives, Engineering  
Analysis, and Governmental Planning

*Arthur Maass and others*

"Probably the most important contribution . . . is the development and application of two techniques of system design — simulation of a simplified river basin system on a high-speed digital computer and the development of mathematical models for river systems."—*American Economic Review*. Second printing. \$12.50

## **SIMULATION TECHNIQUES FOR DESIGN OF WATER- RESOURCE SYSTEMS**

*Maynard M. Hufschmidt and  
Myron B Fiering*

This companion volume to *Design of Water Resource Systems* examines computer simulation as one method of planning and designing complex water-resource systems. \$7.50

## **THE RAND CORPORATION**

Case Study of a Nonprofit  
Advisory Corporation

*Bruce L. R. Smith*

A pioneering study of a new kind of institution which provides a useful channel of communication between "closed" scientific politics and a wider attentive public. "An absolute must for anyone interested in how the concepts which shape our defense have evolved . . ."—MAX F. MILLIKAN, Director, MIT Center for International Studies. \$7.95

## **THE ECONOMICS OF DEFENSE IN THE NUCLEAR AGE**

*Charles J. Hitch and  
Roland N. McKean*

The book that started a revolution in the Pentagon. "Its importance lies . . . not only in its intrinsic merit, which is substantial, but in the fact that it is the intellectual product of an able and influential group of men who may play a large role in deciding the destinies of the world."—*Bulletin of the Atomic Scientists*. A RAND Corporation Research Study. Fourth printing. \$9.50

## **MASSACHUSETTS SHIPPING 1697-1714**

A Statistical Study


*Bernard and Lotte Bailyn*

This unique example of the use of computer technology in historical research not only reveals the magnitude of the development of mercantile life in early American history, but also provides a model for further use of computers in the humanities. "Their application . . . of computer techniques is worthy of emulation."—*Business History Review*. Belknap Press. \$5.00

*At your bookseller*

**HARVARD UNIVERSITY PRESS**

79 Garden Street  
Cambridge, Massachusetts 02138



URS needs data systems analysts, operations research analysts, military analysts, mathematicians, and systems and applications programmers.

## NO TWO JOBS ALIKE.

URS has grown for 15 years, and yet retains an environment in which the contribution of each individual is unique and important.

**Individual effort comes first.**

URS Systems Centers are engaged in system design, programming, and information processing operations in the United States and other parts of the world. (In addition, our Research Center performs research and development in the physical sciences and engineering.)

**Are you currently engaged in systems design or programming in the following areas?**

*Simulation • Logistics • Management information systems •  
Computer programming aids, languages and applications*

If you have such qualifications and are interested in a position offering professional growth and compensation based on **your effort**, send your inquiry or resume to:

**URS\***

■  
CORPORATION

1811 Trousdale Drive Burlingame, California 94010

\*Still known to some of our older friends as Broadview (BRC), United Research Services (URS), and various other aliases reflecting a spirit of experimentation. AN EQUAL OPPORTUNITY EMPLOYER—BY CHOICE!

## IMPORTANT STUDY OF NEW OPPORTUNITIES FOR CHEMICAL INDUSTRIES IN ST. LOUIS

If you are a decision-maker in the chemical processing industry, this book should be in your hands.

It contains detailed information about existing chemical and chemical-related process industries in the St. Louis area, plus a valuable analysis of potential opportunities. Complete with maps, tables and charts.

Prepared for the Industrial Development Division of Union Electric by a consulting engineering firm, specialists in the chemical industry. No cost or obligation.

**MAIL TO:**

**Mr. Arthur G. Baebler, Manager  
Industrial Development Division  
Union Electric, St. Louis, Mo. 63166**

Name \_\_\_\_\_

Address \_\_\_\_\_

City \_\_\_\_\_ State \_\_\_\_\_ Zip Code \_\_\_\_\_

**UNION**

*Electric*  
ST. LOUIS

Member **PLANN** Plant Location Assistance  
Nationwide Network

**miniature**

**all purpose calculator**



Weights only 8 oz.

**THE CURTA IS A PRECISION  
CALCULATING MACHINE FOR  
ALL ARITHMETICAL OPERATIONS**

Curta adds, subtracts, multiplies, divides, square and cube roots, continuous multiplication, negative multiplication, standard deviations and all statistical calculations, squares and higher powers, co-ordinates and associated land survey formulae, and every other computation arising in science and commerce . . . Available on a trial basis. Price \$120.00. Write for literature.

**CURTA COMPANY**


DEPT. SA-9 P. O. BOX 3414

VAN NUYS, CALIFORNIA

already been proved to be a prime in 1876. The six-millionth successive prime after 2 is 104,395,301. A computer is promised—it may already be in existence—that will contain in its memory 500 million consecutive primes. Sierpiński's book is packed with information about these simple yet endlessly mysterious building blocks of arithmetic. It is about evenly divided in its discussion between what we know about prime numbers and what we do not know. One of its chapters describes 100 elementary but difficult problems in arithmetic, which are of two kinds. For one kind we know how to obtain the complete solution but are not in a position to perform all the necessary computations because of their length, even with the assistance of the most advanced computers. For the other kind no method is known that could lead to a solution, even after the most laborious calculations imaginable. An example of a problem of the first kind is to find all the natural divisors of  $2^{101} - 1$ . To obtain these divisors one would have to divide the number successively by the numbers 1, 2, 3... up to  $2^{101} - 1$  and ascertain which of these divide the number without remainder. This would require computations beyond our present powers. It is curious, as Sierpiński says, that, leaving aside the problem of proving that there exist other divisors of our number (which in itself would not be easy), we do not even know any of them. A problem of the second kind is: Does there exist an even number larger than 2 that is not the sum of two prime numbers? The conjecture that the answer to this question is no was made by C. Goldbach in 1742, but it remains a conjecture. Does the digit 1 occur infinitely many times in the decimal expansion of the number  $\sqrt{2}$ ? Does not the sequence of nine digits 123456789 directly following one another occur at least once in the decimal expansion of pi? Are there infinitely many prime numbers whose digits are all 1? (Only a few primes whose digits are all 1 are known, for example 11 and 11,111,111,111,111,111,111,111, or  $10^{23} - 1$ .) These are questions to which the sphinx may have an answer, but no mathematician.

Ogilvy and Anderson's book also considers primes, but it includes chapters on number patterns, congruence arithmetic, irrational numbers, Diophantine equations, calculating prodigies, continued fractions, Fibonacci numbers. A large part of the material is fresh, which is to say that it is not part of the trite fare of other popularizations. The problems are well described

## GREAT MOMENTS AT CHICAGO



### POWER CONTAINED

This Henry Moore statue commemorates the first controlled release of nuclear energy at the University of Chicago on December 2, 1942. When in place, it will be one of two major Moore sculptures in this country. It will also be one of the only works of art to commemorate a major scientific revolution.

In art, in science, and in all areas of intellectual adventure — nothing is so powerful as an idea that has come of age. The powerful *idea* of this statue, the cathedral-like vaulting of human hope within the intertwined themes of mushroom cloud and skull, represents such an *idea*. There are also the ideas dealt with by a University Press . . . ideas that have come of age and are ready to change the times.

At the University of Chicago Press the explosive power of ideas is contained in the books and journals we publish.

#### **THE RISE OF THE WEST**

By William H. McNeill. Illus. 829 pp. \$12.50

#### **THE POLITICS OF MODERNIZATION**

By David Apter. 481 pp. \$7.50

#### **THE ILIAD OF HOMER**

Translated by Richmond Lattimore. Illustrated by Leonard Baskin. 585 pp. \$13.50

#### **THE MOUNTAIN GORILLA**

By George B. Schaller. Illus. 450 pp. \$10.00

#### **COMPLETE GREEK TRAGEDIES**

By David Grene and Richmond Lattimore. 4 volume boxed set, \$25.00

#### **A STUDY OF WAR**

By Quincy Wright. Unabridged. 1637 pp. \$20.00  
Abridged. 465 pp. \$7.50

#### **THE COLLECTED PAPERS OF ENRICO FERMI**

By Enrico Fermi. Vol. I. 1086 pp. \$15.00  
Vol. II. 1099 pp. \$22.50

75th Year



1891-1966

**UNIVERSITY  
OF CHICAGO  
PRESS**

*Chicago and London  
In Canada:  
University of  
Toronto Press*



information  
on  
information  
on  
information  
on  
information

For each subject covered in this special issue of *Scientific American*, the M.I.T. Press has available or forthcoming two or more books contributing to that subject area. Since we don't have space to list them all, we invite you to write for our complete catalogue: The M.I.T. Press, 50 Ames Street, Cambridge, Massachusetts 02142.

■ **information**

**ON HUMAN COMMUNICATION: A Review, a Survey, and a Criticism**, 2nd ed., revised. Colin Cherry. (Sept. '66) about \$10.00

**TRANSMISSION OF INFORMATION: A Statistical Theory of Communications**. Robert M. Fano. \$10.00

**INFORMATION THEORY: An Introduction for Scientists and Engineers**. Gordon Raisbeck. \$4.00 Paper, \$1.95

**COMMUNICATION: A Logical Model**. David Harrah. \$4.00

■ **technology: software**

**LISP 1.5 PROGRAMMER'S MANUAL**. John McCarthy. \$3.00

**THE PROGRAMMING LANGUAGE LISP: Its Operation and Applications**. Information International, Inc. \$5.00

**ON-LINE COMPUTATION AND SIMULATION: The OPS-3 System**. Martin Greenberger, Malcolm M. Jones, James H. Morris, and David N. Ness. \$4.95

**AN INTRODUCTION TO COMIT PROGRAMMING**. V. H. Yngve. \$2.00

**COMIT PROGRAMMER'S REFERENCE MANUAL**. V. H. Yngve. \$2.00

**ADVANCED COMPUTER PROGRAMMING**. F. J. Corbató, J. W. Poduska, and J. H. Saltzer. \$6.00

■ **technology: logic and memory**

**THRESHOLD LOGIC: A Synthesis Approach**. Michael Der-touzios. \$6.00

**SEQUENTIAL-CIRCUIT SYNTHESIS: State Assignment As-pects**. Donald R. Haring. \$12.00

**ITERATIVE ARRAYS OF LOGICAL CIRCUITS**. Frederick C. Hennie, III. \$8.50

■ **technology: inputs and outputs**

**OPTICAL AND ELECTRO-OPTICAL INFORMATION PROCESS-ING**. James T. Tippett, Lewis C. Clapp, David Berkowitz, Charles J. Koester, and Alexander Vanderburgh, Jr., co-editors. \$30.00

**NOTES ON ANALOG-DIGITAL CONVERSION TECHNIQUES**. Alfred K. Susskind, editor. \$15.00

**MATHEMATICAL PROGRAMMING AND ELECTRICAL NET-WORKS**. Jack B. Dennis \$7.50

■ **technology: time-sharing**

**THE COMPATIBLE TIME-SHARING SYSTEM: A Program-mer's Guide**. Revised. P. A. Crisman. \$10.00

**AN ANALYSIS OF TIME-SHARED COMPUTER SYSTEMS**. Allan L. Scherr. (Sept. '66) about \$6.00

■ **technology: data transmission**

**SEQUENTIAL DECODING**. John M. Wozencraft and Barney Reiffen. \$4.00

**CONCATENATED CODES**. G. David Forney. (Nov. '66) about \$4.00

**ERROR-CORRECTING CODES**. W. Wesley Peterson. \$10.00

**LOW-DENSITY PARITY-CHECK CODES**. Robert G. Gallager. \$4.00

**THRESHOLD DECODING**. James L. Massey. \$4.00

**RELIABLE COMPUTATION IN THE PRESENCE OF NOISE**. S. Winograd and J. D. Cowan. \$6.00

■ **technology: storage and retrieval**

**INTREX: The Report of a Planning Conference on Infor-mation Transfer Experiments**. Carl F. J. Overhage and R. Joyce Harman, editors. \$5.00 Paper, \$3.50

**LIBRARIES OF THE FUTURE**. J. C. R. Lickliger. \$6.00

■ **application: science**

**THE PRINCIPLES AND APPLICATIONS OF VARIATIONAL METHODS**. Martin Becker. \$5.00

**SENSORY COMMUNICATION**. Walter A. Rosenblith, editor. \$16.00 Paper, \$7.50

**PROCESSING NEUROELECTRIC DATA**. Walter A. Rosen-blith, editor. Paper, \$5.00

**CANDIDATES, ISSUES, AND STRATEGIES: A Computer Simulation of the 1960 and 1964 Presidential Elections**. Ithiel de Sola Pool, Robert P. Abelson, and Samuel Pop-kin. Second revised edition. \$5.95 Paper, \$2.45

**THE GENERAL INQUIRER: A Computer Approach to Con-tent Analysis**. Philip J. Stone, Dexter C. Dunphy, Marshall S. Smith, and Daniel M. Ogilvie. (Oct. '66) About \$12.50

**MACROMOLECULAR SPECIFICITY AND BIOLOGICAL MEM-ORY**. Francis O. Schmitt, editor. \$4.00

■ **application: engineering**

**STRESS: A Reference Manual**. Steven J. Fenves, Robert D. Logcher, and Samuel P. Mauch. \$12.50

**STRESS: A User's Manual**. Steven J. Fenves, Robert D. Logcher, Samuel P. Mauch, and Kenneth R. Reinschmidt. \$3.75

**COMPUTER TYPESETTING: Experiments and Prospects**. Michael P. Barnett. \$10.00

■ **application: commerce and administration**

**INDUSTRIAL DYNAMICS**. Jay W. Forrester. \$20.00 Paper, \$12.50

**DYNAMO USER'S MANUAL**, 2nd edition. Alexander L. Pugh, III. \$4.50

**DOMESTIC AIRLINE EFFICIENCY: An Application of Linear Programming**. Ronald E. Miller. \$8.00

**DYNAMIC PROGRAMMING AND MARKOV PROCESSES**. Ronald A. Howard. \$5.75

■ **application: education**

**A DECISION STRUCTURE FOR TEACHING MACHINES**. Richard D. Smallwood. \$4.00

■ **artificial intelligence**

**CYBERNETICS: or Control and Communication in the Ani-mal and the Machine**. Norbert Wiener. \$6.50 Paper, \$1.95

**GOD AND GOLEM, INC.: A Comment on Certain Points Where Cybernetics Impinges on Religion**. Norbert Wiener. \$3.95 Paper, \$1.45

**COMPUTERS AND THE WORLD OF THE FUTURE**. Martin Greenberger, editor. \$10.00 Paper, \$2.45

**MACHINE TRANSLATION OF LANGUAGES**. William N. Locke and A. Donald Booth, editors. \$7.50

**EMBODIMENTS OF MIND**. Warren S. McCulloch. \$12.50

the M.I.T. press



cambridge, massachusetts 02142

and are made meaningful, and the proofs and solutions are rendered with sureness, simplicity and clarity. Both books will appeal to anyone interested in mathematics; neither requires more than elementary training to follow the reasoning. They are examples of popularization of the highest order.

**M**ASTERY OF THE AIR, by Sir Graham Sutton. Basic Books, Inc. (\$4.95). Some years ago Sir Graham published as a Penguin paperback *The Science of Flight*, which was the clearest and best exposition of its kind. The present volume follows the same lines. Although much of the text has been rewritten, there are more historical detail, new sections dealing with supersonic transport aircraft and artificial satellites and an appendix on the pioneer work of F. W. Lanchester in fluid mechanics and operational research. This is by far the ablest exposition of practical and theoretical aerodynamics addressed to the ordinary intelligent reader. Very little mathematics is used and very little is needed; Sutton has such a masterful grasp of the subject that he can present it in vivid, concrete, understandable terms. Whether he is describing turbulence and drag, the pressure on an airfoil, the function of the propeller, Bernoulli's paradoxical theorem (as velocity increases, pressure decreases), aircraft stability, the Prandtl-Meyer expansion, conformal transformation or whatnot, he instructs the reader and uses just the right analogies to light up his mind. Highly recommended.

**B**ERNOULLI 1713, BAYES 1763, LAPLACE 1813, edited by Jerzy Neyman and Lucien M. LeCam. Springer-Verlag (\$9). Proceedings of a research seminar held at the University of California at Berkeley in 1963 marking the 250th anniversary of Jacob Bernoulli's *Ars Conjectandi*, a landmark in probability theory. The volume includes a statement and proof of Bernoulli's famous law of large numbers, Thomas Bayes's "Essay towards Solving a Problem in Doctrine of Chance" (a paper on inverse probability that raised controversies and questions not resolved to the present day) and Pierre Simon de Laplace's "Essai philosophique sur les probabilités." The papers are on statistical topics with one exception: F. N. David's biographical essay on Laplace.

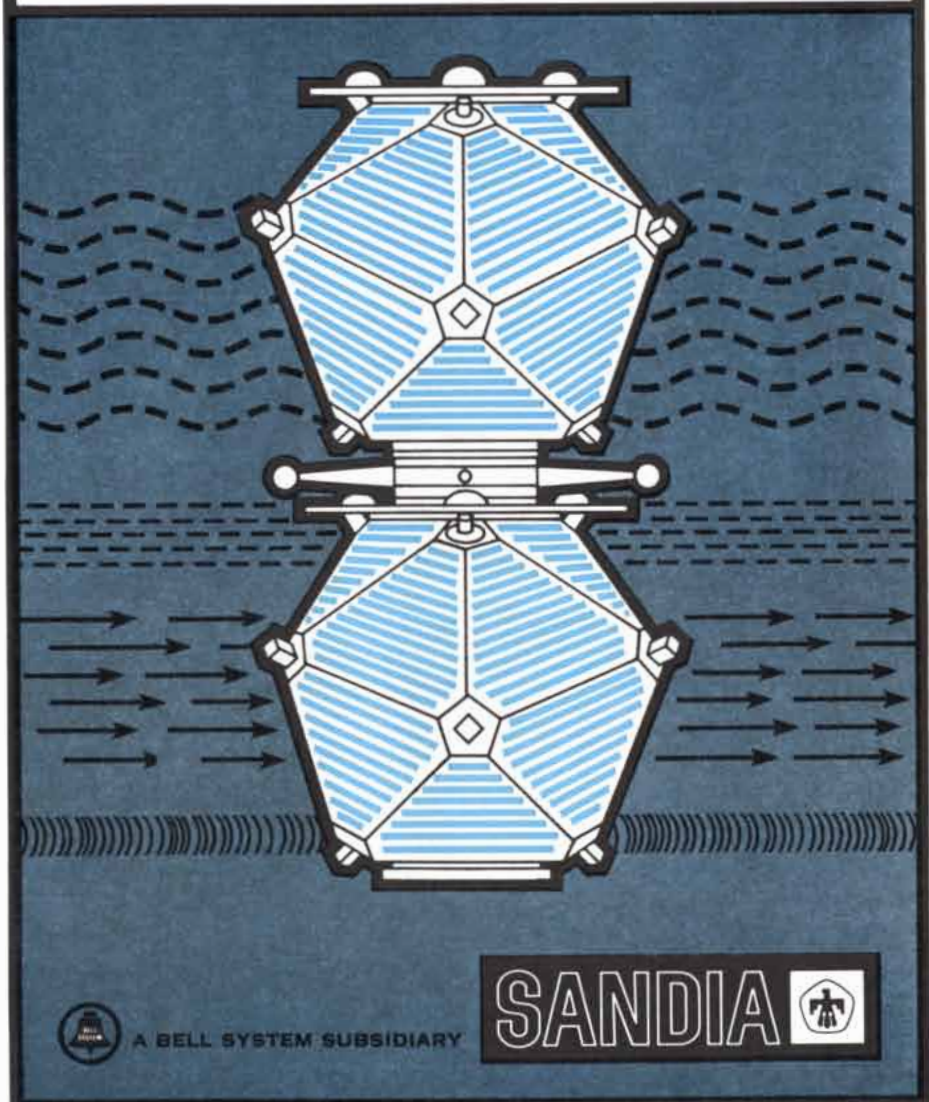
**M**EMORY: A CONTRIBUTION TO EXPERIMENTAL PSYCHOLOGY, by Hermann Ebbinghaus. Translated by Henry A. Ruger and Clara E. Bussenius, with

## Bits and people

Sandia is looking for more people like those who developed the digital logic systems for the Vela satellites. People who excel.

Since 1963, three pairs of these experimental satellites have been launched, each spacecraft containing from 1000 to 1400 logic modules. The six together have processed some 10 billion bits of data, logging over 250 million transistor hours without a known failure. The first two have transmitted useful data longer than any other satellites in orbit—over 1000 days each—while traveling some 100 million miles. All six are still operating flawlessly.

If you are graduating with outstanding achievement in mathematics, engineering, or the physical sciences, we would welcome an interview when our recruiters visit your campus. Sandia Corporation, a prime contractor of the U.S. Atomic Energy Commission, is a Plans for Progress company; an equal opportunity employer. U.S. citizenship is required.



ALBUQUERQUE, NEW MEXICO / LIVERMORE, CALIFORNIA / TONOPAH, NEVADA

## BLAISDELL SERIES ON COMPUTER SCIENCE

has been designed to give clear and up-to-date presentations of the major topics in computer science. The books are written in such a way that they will serve equally well in the classroom as texts for courses in advanced computer science or in scientific or computation laboratories as reference works. Each book is being prepared by an expert in the field who has had experience both with the theoretical and the practical aspects of the problem described.

### IN PRESS

#### APPROXIMATE INTEGRATION

PHILIP J. DAVIS, *BROWN UNIVERSITY*, and PHILIP RABINOWITZ, *WEIZMANN INSTITUTE*

#### STATISTICAL COMPUTATIONS ON A DIGITAL COMPUTER

WILLIAM J. HEMMERLE, *UNIVERSITY of RHODE ISLAND*

### ADDITIONAL TITLES IN PREPARATION

NUMERICAL SOLUTIONS OF INTEGRAL EQUATIONS  
 PARTIAL DIFFERENTIAL EQUATIONS OF ELLIPTIC TYPE  
 MATRICES, LINEAR EQUATIONS AND EIGENVALUES  
 NUMERICAL SOLUTION OF INITIAL VALUE PROBLEMS  
 ITERATIVE METHODS FOR NON-LINEAR  
 OPERATOR EQUATIONS  
 INTERPOLATION AND APPROXIMATION  
 THE ART OF HIGH SPEED COMPUTATION



**BLAISDELL PUBLISHING COMPANY**

A DIVISION OF GINN AND COMPANY

275 WYMAN STREET, WALTHAM, MASSACHUSETTS 02154

a new introduction by Ernest R. Hilgard. Dover Publications, Inc. (\$1.50). A reprint of the translation of the psychological classic of 1885 that extended the then new experimental psychology beyond the study of sensation and perception to the measurement of learning and memory. Hilgard's wise historical introduction shows clearly how Ebbinghaus, fitting in with the times, brought psychology forward, how far he advanced and corrected the conventions of his day, and how modern he still remains in at least four of his innovations.

**P**ROCEEDINGS OF THE SYMPOSIUM ON CONGESTION THEORY, edited by Walter L. Smith and William E. Wilkinson. The University of North Carolina Press (\$14). Man's lot in modern industrial societies is to have to wait—on the road in traffic jams, in the hospital clinic, at the airport, at the bus stop and so on. This volume is the record of a symposium held at Chapel Hill concerned with the mathematics of waiting and queuing.

**F**LORA OF JAPAN, by Jisaburo Ohwi. Smithsonian Institution (\$25). This very large (1,067 pages), double-column, fine-print volume is a much revised and extended translation by the author of two of his books: *Flora of Japan* (1953) and *Flora of Japan—Pteridophyta* (1957). It represents more than 30 years of study and is a major source for botanists, horticulturists and agriculturists. A few plates and figures.

### Notes

**I**NTRODUCTION TO SPACE SCIENCE, by the staff of the Goddard Space Flight Center, edited by Wilmot N. Hess. Gordon and Breach, Science Publishers (\$29.75). Articles on research opened up by data made available by artificial satellites, concerned with such topics as the earth's magnetic field, atmosphere and radiation belts, the interplanetary medium, cosmic chemistry and cosmic rays, the structure of the planets, extragalactic radio sources.

**S**CIENCE AND HUMAN VALUES, by J. Bronowski. Harper & Row, Publishers (\$3). A revised and enlarged edition of a much admired, often quoted essay, including a new dialogue, "The Abacus and the Rose," originally broadcast by the B.B.C. in 1962, that discusses the theme that "science is as integral a part of the culture of our age as the arts are."

**WFF'N PROOF**

The **GAME** for THINKERS

Can you solve this problem?

1. There are three numbered statements in this box.
2. Two of these numbered statements are not true.
3. The average increase in I.Q. scores of those who learn to play WFF 'N PROOF is more than 20 points.

**Is statement No. 3 true?**

A NEW DIMENSION IN EDUCATIONAL GAMES  
 designed by Yale Professor  
 Layman  
 E.  
 Allen

Box 71-LF  
 New Haven, Connecticut  
 Please send me . . . WFF'N PROOF  
 game/s @ \$6.50 each (including \$.50  
 for postage and handling). I enclose  
 \$ . . . and understand that if I  
 am not completely satisfied, I can re-  
 turn the kit in 10 days for a full re-  
 fund of the purchase price.

Name . . . . .  
 Address . . . . .  
 City . . . . . State . . . . . Zip . . . . .

**Refund and return privileges guaranteed!**  
 Dealer Inquiries Invited

**WFF'N PROOF**

**Keep Abreast Of  
 Current Scientific  
 Information  
 From USSR**

**Subscribe  
 Now for  
 1967**

**to Russian Scientific  
 Magazines and Journals  
 in many fields**

- Acoustics
- Aeronautics
- Atomic Energy
- Automation
- Biology
- Analytical Chemistry
- Biochemistry
- Biophysics
- Cybernetics
- Colloids
- Engineering
- Geography
- Geology
- Mathematics
- Optics & Spectroscopy
- Thermodynamics


**Write for complete 1967 catalog  
 listing many more Russian scientific  
 periodicals and books in your field.**

**FOUR CONTINENT BOOK CORP.**  
 Dept. 643, 156 FIFTH AVE., N.Y. 10, N.Y.





## Gutenberg's “information machine”



## ... The basic input device of every computer at work today

The software and hardware of modern computers had a common ancestor in Johann Gutenberg's movable type. Gutenberg's invention was the pioneer achievement of information technology . . . for no matter how sophisticated computers become, their input is a result of a previous information input into human brains. And the primary sources of these intellectual inputs are called *books*.

**Prentice-Hall's** information input encompasses textbooks, references, handbooks, and self-instructional programmed manuals covering a wide range of subject matter essential to computer education—the major areas of study in:

- scientific and business programming
- programming analysis
- data processing
- communications
- mathematics
- systems design
- digital and logic design
- circuit design

**Prentice-Hall** is making knowledge of the software and hardware ever more accessible in a publishing program aimed always at tomorrow's requirements.

What are *your* educational needs? For more information, please write us (Attn.: M. Carlisle). We'll try to provide the right “book input” for your programs or individual study.

**PRENTICE-HALL, Englewood Cliffs, New Jersey**



# question:

WHAT DO ALL THESE MEN HAVE IN COMMON?

Jerome S. Bruner

Archie P. Bone

Lawrence Fogel

Harold Chestnut

John A. Swets

David P. Lindberg

Judith Thurst

Raymond E. Miller

David M. Goss

Philip M. Sherman

Simon Ramo

Montgomery Pieter, Jr.

Robert R. Kuffner

Daniel P. McCracken

Robert R. Daniel

R. K. Richards

Kenneth E. Iverson

Walter R. Reitman

Earl B. Hunt

Eugene M. Grobber

Federick P. Brooks, Jr.

Anthony Ralston

# answer:

## INFORMATION □ BOOKS □ AND WILEY.

The distinguished men whose signatures appear on the opposite page are just a few of the Wiley authors who, in the last two decades, have had a hand in exploring, explaining and expanding the diverse scientific areas which deal with — information. Wiley, by publishing the results of their work, has been proud to share in the challenge and excitement these men have known.

Since 1948, when the late Norbert Wiener's *Cybernetics* opened up the new era of control and communication, Wiley books and Wiley authors have led the way in documenting the fundamental information sciences and

their applications in a widening spectrum of human, social, and industrial activities.

In 1966 — with almost 100 in-print titles on its information sciences list — Wiley now covers nearly every phase of the field, including computers and computer programming, data processing, information retrieval, systems analysis, concept learning and pattern recognition, and simulation techniques.

In the years ahead, we expect to add more outstanding authors—and more new books—to an even more vigorous and committed program of publishing in the information disciplines.

### RECENT WILEY AND INTERSCIENCE BOOKS OF INTEREST TO INFORMATION SCIENTISTS:

R. V. Andree: **Computer Programming and Related Mathematics** . . . R. R. Arnold, H. C. Hill, and A. V. Nichols: **Introduction to Data Processing** . . . R. B. Ash: **Information Theory\*** . . . W. Ashby: **Design for a Brain** □ J. Becker and R. M. Hayes: **Information Storage and Retrieval** . . . J. S. Bendat and A. G. Piersol: **Measurement and Analysis of Random Data** . . . H. Borko: **Automated Language Processing** . . . C. P. Bourne: **Methods of Information Handling** . . . F. P. Brooks and K. E. Iverson: **Automatic Data Processing** . . . J. S. Bruner, R. Olver and P. Greenfield, et al: **Studies in Cognitive Growth** □ H. Chestnut: **Systems Engineering Tools** . . . Computer Usage Company: **Programming the IBM System 360** . . . C. A. Cuadra: **Annual Review of Information Service and Technology\*** □ H. G. Flegg: **Boolean Algebra** . . . L. J. Fogel, M. J. Walsh, and A. J. Owens: **Artificial Intelligence through Simulated Evolution** . . . H. Freeman: **Discrete-Time Systems** . . . B. M. Fry and F. E. Mohrhardt: **Guides to Information Sources in Science and Technology\*** □ E. M. Grabbe, S. Ramo, and D. E. Wooldridge: **Handbook of Automation, Computation and Control** . . . D. M. Green and J. A. Swets: **Signal Detection Theory and Psychophysics** . . . F. J. Gruenberger and G. Jaffray: **Problems for Computer Solution** . . . F. J. Gruenberger and D. D. McCracken: **Introduction to Electronic Computers: Problem Solving with the IBM 1620** □ E. B. Hunt: **Concept Learning** □ K. E. Iverson: **A Programming Language** □ A. Kent: **Textbook of Mechanized Information Retrieval\*** . . . R. R. Korfhage: **Logic and Algorithms** □ D. P. Lindorff: **Theory of Sampled-Data Control Systems** □ D. D. McCracken: **A Guide to Algol Programming** . . . D. D. McCracken: **A Guide to Cobol Programming** . . . D. D. McCracken: **A Guide to Fortran Programming** . . . D. D. McCracken: **A Guide to Fortran IV Programming** . . . D. D. McCracken: **A Guide to IBM 1401 Programming** . . . D. D. McCracken: **Digital Computer Programming** . . . D. D. McCracken and W. S. Dorn: **Numerical Methods and Fortran Programming** . . . D. D. McCracken, H. Weiss, and T. H. Lee: **Programming Business Computers** . . . R. E. Miller: **Switching Theory** □ T. H. Naylor, J. L. Balintfy, D. S. Burdick, and K. Chu: **Computer Simulation Techniques** □ M. Phister: **Logical Design of Digital Computers** □ A. Ralston and H. S. Wilf: **Mathematical Methods for Digital Computers** . . . L. B. Rall: **Error in Digital Computation** . . . K. A. Redish: **An Introduction to Computational Methods** . . . W. R. Reitman: **Cognition and Thought** . . . W. Renwick: **Digital Storage Systems** . . . R. K. Richards: **Electronic Digital Systems** . . . R. D. Richtmyer and K. W. Morton: **Difference Methods for Initial Value Problems\*** □ P. M. Sherman: **Programming and Coding Digital Computers** . . . P. M. Sherman: **Programming and Coding the IBM 709-7090-7094 Computers** . . . R. E. Smith and D. E. Johnson: **Fortran Autotester** . . . F. Stuart: **Introductory Computer Programming** □ S. Tomkins and S. Messick: **Computer Simulation of Personality** □ L. Uhr: **Pattern Recognition** □ W. Ware: **Digital Computer Technology and Design** . . . I. G. Wilson and M. E. Wilson: **Information, Computers, and System Design**

\*An Interscience Book

**john wiley & sons, inc.** 605 THIRD AVENUE  
NEW YORK, N.Y. 10016

# INDEX OF

SEPTEMBER

ACI DIVISION OF KENT CORPORATION ... 141 Agency: Richard L. Renner Advertising Agency	COMPUTER INSTRUMENTS CORPORATION, MEDICAL ELECTRONICS DIVISION ... 154 Agency: Dickerman Advertising Inc.	GENERAL ELECTRIC CO., CHEMICAL & METALLURGICAL DIVISION ... 285 Agency: Deutsch & Shea, Inc.
ADAMS, CHARLES W., ASSOCIATES INC. ... 240 Agency: Salinger & Ennequess, Inc.	COMPUTRON INC. ... 261 Agency: Larcom Randall Advertising, Inc.	GENERAL ELECTRIC CO., MINIATURE LAMP DEPT. ... 51 Agency: Batten, Barton, Durstine & Osborn, Inc.
ADDISON-WESLEY PUBLISHING COMPANY, INC. ... 297 Agency: L. K. Frank Co., Inc.	CORCORAN, JOSEPH P. ... 278 Agency: Peter B. Wilkinson	GENERAL MOTORS RESEARCH LABORATORIES ... 60 Agency: Campbell-Ewald Company
AEROSPACE CORPORATION ... 272 Agency: Gaynor & Ducas, Inc.	CURTA COMPANY ... 302 Agency: Eastman Advertising Agency	GENERAL PRECISION, INC., A SUBSIDIARY OF GENERAL PRECISION EQUIPMENT CORPORATION ... 28, 29 Agency: Gaynor & Ducas, Inc.
ALLEN-BRADLEY COMPANY ... 8, 9 Agency: Fensholt Advertising, Inc.	DAYTON POWER AND LIGHT COMPANY, THE ... 258 Agency: Willis/Case/Harwood, Inc.	GENERAL TELEPHONE & ELECTRONICS LABORATORIES, INC. ... 6 Agency: Tatham-Laird & Kudner, Inc.
ALLIED CHEMICAL CORPORATION ... Back Cover Agency: Benton & Bowles, Inc.	DE BEERS INDUSTRIAL DIAMOND DIVISION ... 36, 37 Agency: N. W. Ayer & Son, Inc.	HARVARD UNIVERSITY PRESS ... 301 Agency: Franklin Spier Incorporated
ALUMINUM COMPANY OF AMERICA ... 233 Agency: Fuller & Smith & Ross Inc.	DIGITAL EQUIPMENT CORPORATION ... 56, 57 Agency: Kalb & Schneider Inc.	HERTZ SYSTEM, INC. ... 13 Agency: Norman, Craig & Kummel Inc.
AMERICAN TELEPHONE & TELEGRAPH COMPANY ... 40, 41 Agency: N. W. Ayer & Son, Inc.	DIGITEK CORPORATION ... 256 Agency: Scott/Rifkin/Rappaport/Inc.	HEWLETT-PACKARD COMPANY ... 23, 24, 25, 137 Agency: Lennen & Newell, Inc.
AMPEX CORP. ... 110, 111 Agency: Young & Rubicam, Inc.	DOW CORNING CORPORATION ... 230 Agency: Church and Guisewite Advertising, Inc.	HEWLETT-PACKARD DATAMEC DIVISION ... 212 Agency: Ellis Walker—Productive Communication
AUDIO DEVICES, INC. ... 46 Agency: Friend-Reiss Advertising, Inc.	DU PONT DE NEMOURS, E. I., & CO., INC. ... 281 Agency: N. W. Ayer & Son, Inc.	HEWLETT-PACKARD DYMEC DIVISION ... 45 Agency: Lennen & Newell, Inc.
AVCO CORPORATION ... 292 Agency: McCann/ITSM	DURA BUSINESS MACHINES DIVISION OF DURA CORPORATION ... 253 Agency: Grant Advertising, Inc.	HEWLETT-PACKARD SANBORN DIVISION ... 156 Agency: Culver Advertising, Inc.
B R S ELECTRONICS, A DIVISION OF TECH SERV INC. ... 12 Agency: G. Bruce West, Inc.	EMR—COMPUTER DIVISION ... 151 Agency: Thompson Grande Advertising	HITACHI LIMITED ... 271 Agency: The Leonard Rattner Co.
BATTELLE MEMORIAL INSTITUTE ... 260 Agency: Byer & Bowman Advertising Agency, Inc.	EASTMAN KODAK COMPANY ... 97 Agency: Rumrill-Hoyt, Inc.	HONEYWELL ... 125, 126, 127 Agency: Batten, Barton, Durstine & Osborn, Inc.
BELLCOMM, INC., A BELL SYSTEM COMPANY ... 270 Agency: N. W. Ayer & Son, Inc.	EDMUND SCIENTIFIC CO. ... 316 Agency: Walter S. Chittick Company, Inc.	HONEYWELL RESEARCH CENTER ... 187 Agency: Batten, Barton, Durstine & Osborn, Inc.
BENDIX CORPORATION, THE ... 18, 19 Agency: MacManus, John & Adams, Inc.	ELECTRONIC ASSOCIATES, INC. ... 38, 39 Agency: Gaynor & Ducas, Inc.	HUGHES AIRCRAFT COMPANY ... 17 Agency: Foote, Cone & Belding
BLAISDELL PUBLISHING COMPANY, A DIVISION OF GINN AND COMPANY ... 306	ENCYCLOPAEDIA BRITANNICA, INC. ... 299 Agency: McCann-Erickson, Inc.	INDUSTRIAL CREDIT PLAN, INC. ... 286 Agency: R. H. Mix Associates
BLISS, E. W., COMPANY, THE ... 167 Agency: Feeley Advertising Agency, Inc.	ERCONA CORPORATION ... 229 Agency: Interwerbung	INDUSTRIAL TIMER CORPORATION ... 118 Agency: Reach, McClinton & Co., Inc.
BOEING COMPANY ... 201 Agency: Campbell-Ewald Company	EX-CELL-O CORPORATION ... 14, 15 Agency: Campbell-Ewald Company	INFORMATION DEVELOPMENT COMPANY ... 171 Agency: Bonfield Associates, Inc.
BRUNING DIVISION OF ADDRESSOGRAPH MULTIGRAPH CORP. ... 123 Agency: N. W. Ayer & Son, Inc.	FAIRCHILD SEMICONDUCTOR, A DIVISION OF FAIRCHILD CAMERA AND INSTRUMENT CORPORATION ... 54, 55, 313 Agency: Faust/Day Inc. Advertising	INFORMATION SCIENCE INCORPORATED ... 139 Agency: Wunderman, Ricotta & Kline, Inc.
BUD RADIO, INC. ... 124 Agency: Allied Advertising Agency, Inc.	FIRST NATIONAL CITY BANK ... Inside Front Cover Agency: LaRoche, McCaffrey and McCall, Inc.	INTERNATIONAL BUSINESS MACHINES CORPORATION ... 262, 263 Agency: Benton & Bowles, Inc.
BURROUGHS CORPORATION ... 20, 21 Agency: Campbell-Ewald Company	FISHER RADIO CORPORATION ... 240 Agency: Gordon and Weiss, Inc., Advertising	INTERNATIONAL BUSINESS MACHINES CORPORATION, DATA PROCESSING DIVISION ... 105, 106, 107, 108 Agency: Marsteller Inc.
CALIFORNIA COMPUTER PRODUCTS, INC. ... 185 Agency: Campbell-Mithun, Inc.	FLUKE, JOHN, MFG. CO., INC. ... 140 Agency: Bonfield Associates, Inc.	INTERNATIONAL BUSINESS MACHINES CORPORATION, FEDERAL SYSTEMS DIVISION ... 190, 191 Agency: Marsteller Inc.
CELANESE PLASTICS COMPANY ... 273 Agency: West, Weir & Bartel, Inc.	FORD MOTOR COMPANY ... 155 Agency: Kenyon & Eckhardt Inc.	INTERNATIONAL TELEPHONE AND TELEGRAPH CORPORATION ... 1 Agency: Needham, Harper & Steers, Inc.
CELESTRON PACIFIC CO. ... 240 Agency: Eastman Advertising Agency	FOUR CONTINENT BOOK CORP. ... 306 Agency: Michael Fain Advertising	ITEK CORPORATION ... 5 Agency: Allied Advertising Agency Inc.
CINCINNATI LATHE AND TOOL CO. SUBSIDIARY OF THE CINCINNATI MILLING MACHINE COMPANY ... 254, 255 Agency: Ketchum, MacLeod & Grove, Inc.	FOXBORO COMPANY, THE ... 26, 27 Agency: Reach, McClinton & Co., Inc.	
CLEVITE CORPORATION, BRUSH INSTRUMENTS DIVISION ... 109 Agency: Carr Liggett Advertising, Inc.	FRANKLIN ELECTRIC COMPANY, INC. ... 242 Agency: Bonsib, Inc.	
COLLINS RADIO COMPANY ... 34, 35 Agency: John G. Burnett—Advertising	GARRARD DIV., BRITISH INDUSTRIES CORP. ... 4 Agency: Cole, Fischer and Rogow, Inc.	
COLUMBIA UNIVERSITY PRESS ... 312 Agency: Franklin Spier Incorporated	GENERAL DYNAMICS CORPORATION ... 58, 59 Agency: Ogilvy & Mather Inc.	
COMPUTER APPLICATIONS INCORPORATED ... 239 Agency: Gaynor & Ducas, Inc.	GENERAL DYNAMICS CORPORATION, CONVAIR DIVISION ... 282 Agency: Barnes-Champ/Advertising	

# ADVERTISERS

1966

JET PROPULSION LABORATORY, CALIFORNIA INSTITUTE OF TECHNOLOGY .....	268, 269
Agency: Hixson & Jorgensen, Inc.	
KLH RESEARCH & DEVELOPMENT CORP. ...	121
Agency: Solow/Wexton, Inc.	
KAISER ALUMINUM & CHEMICAL CORPORATION .....	173, 174, 175
Agency: Young & Rubicam, Inc.	
KEUFFEL & ESSER COMPANY .....	267
Agency: Gaynor & Ducas, Inc.	
KLING PHOTO CORPORATION .....	252
Agency: Garber & Philipson, Inc.	
LIBERTY MIRROR, A DIVISION OF LIBBEY-OWENS-FORD GLASS COMPANY .....	290
Agency: Fuller & Smith & Ross Inc.	
LIBRARY OF SCIENCE, THE .....	294
Agency: Smith, Henderson & Berey, Inc.	
LITTON INDUSTRIES, DATALOG DIVISION ..	243
Agency: West, Weir & Bartel, Inc.	
LOCKHEED ELECTRONICS COMPANY, A DIVISION OF LOCKHEED AIRCRAFT CORPORATION .....	315
Agency: McCann/ITSM	
LOCKHEED-GEORGIA COMPANY, A DIVISION OF LOCKHEED AIRCRAFT CORPORATION .....	289, 290
Agency: McCann-Erickson, Inc.	
LOCKHEED MISSILES & SPACE COMPANY ...	241
Agency: McCann-Erickson, Inc.	
M.I.T. PRESS, THE .....	304
Agency: Franklin Spier Incorporated	
3 M COMPANY, MICROFILM SYSTEMS .....	103
Agency: MacManus, John & Adams, Inc.	
MARTIN MARIETTA CORPORATION .....	52, 53
Agency: Redmond, Marcus & Shure, Inc.	
MASSACHUSETTS DEPT. OF COMMERCE & DEVELOPMENT .....	235
Agency: John C. Dowd, Inc.	
MASSACHUSETTS INSTITUTE OF TECHNOLOGY, INSTRUMENTATION LABORATORY .....	284
Agency: John Meade, Inc.	
MATHATRONICS, A DIVISION OF BARRY WRIGHT CORPORATION .....	169
Agency: Kalb & Schneider Inc.	
MATRIX CORPORATION, THE .....	286
Agency: Dawson MacLeod & Stivers	
McDONNELL AIRCRAFT CORPORATION .....	61
Agency: John Patrick Starrs, Inc.	
MECHANICAL ENTERPRISES, INC. ....	278
Agency: George T. Petsche Advertising	
MITRE CORPORATION, THE .....	283
Agency: The Bresnick Company, Inc.	
MOTOROLA INC., SEMICONDUCTOR PRODUCTS DIVISION .....	203
Agency: Lane and Bird Advertising, Inc.	
NATIONAL CASH REGISTER COMPANY, THE .....	47, 48, 49, 50
Agency: McCann-Erickson, Inc.	

NIPPON ELECTRIC COMPANY LIMITED, THE .....	200
Agency: Hakuodo Incorporated	
NORTH AMERICAN PHILIPS COMPANY, INC. ....	237
Agency: Powell, Schoenbrod and Hall	
OKLAHOMA GAS AND ELECTRIC COMPANY .....	276
Agency: Lowe Runkle Company	
ONTARIO DEPARTMENT OF ECONOMICS AND DEVELOPMENT .....	244, 245
Agency: Foster Advertising Limited	
OXFORD UNIVERSITY PRESS .....	298
Agency: Denhard & Stewart, Inc.	
PAN AMERICAN WORLD AIRWAYS, INC., GUIDED MISSILES RANGE DIVISION .....	287
Agency: Deutsch & Shea, Inc.	
PARKE, DAVIS & COMPANY .....	209
Agency: Young & Rubicam, Inc.	
PERKIN-ELMER CORPORATION .....	202
Agency: Gaynor & Ducas, Inc.	
PHILIPS RESEARCH LABORATORIES .....	259
Agency: TAG de la Mar—Intermarco	
PLANNING RESEARCH CORPORATION .....	22
Agency: West, Weir & Bartel, Inc.	
PLASTICS ENGINEERING COMPANY .....	122
Agency: Kuttner & Kuttner, Inc.	
POLAROID CORPORATION, THE .....	158, 159
Agency: Doyle-Dane-Bernbach-Inc.	
PRENTICE-HALL, INC. ....	307
Agency: Franklin Spier Incorporated	
PRINCETON UNIVERSITY PRESS .....	296
Agency: Franklin Spier Incorporated	
PUBLIC SERVICE ELECTRIC AND GAS COMPANY .....	104
Agency: Williams and London Advertising	
QUESTAR CORPORATION .....	314
RCA ELECTRONIC COMPONENTS AND DEVICES .....	42, 43
Agency: Al Paul Lefton Company Inc.	
RCA LABORATORIES, DAVID SARNOFF RESEARCH CENTER .....	280
Agency: Al Paul Lefton Company Inc.	
RADIO CORPORATION OF AMERICA ...	142, 143
Agency: J. Walter Thompson Company	
RECORDAK MICROFILMING EASTMAN KODAK COMPANY ...	157
Agency: J. Walter Thompson Company	
RIEGLER PAPER CORPORATION .....	138
Agency: W. L. Towne Company, Inc.	
SCM CORPORATION .....	31, 32, 33
Agency: Batten, Barton, Durstine & Osborn, Inc.	
SANDERS ASSOCIATES, INC. ....	119
Agency: Chirurg & Cairns, Inc.	
SANDIA CORPORATION .....	305
Agency: Ward Hicks Advertising	
SCIENTIFIC DATA SYSTEMS .....	10, 11
Agency: Doyle-Dane-Bernbach-Inc.	
SIEMENS AMERICA INCORPORATED .....	188
Agency: Wesley Advertising Inc.	
SPECTRA-PHYSICS INC. ....	293
Agency: Hal Lawrence Incorporated	
SPRINGBOK EDITIONS, INC. ....	258
Agency: Tobias, Meyer & Nebenzahl	
SYLVANIA COMMERCIAL ELECTRONICS DIVISION, SUBSIDIARY OF GENERAL TELEPHONE & ELECTRONICS CORPORATION .....	7
Agency: Tatham-Laird & Kudner, Inc.	

SYLVANIA ELECTRIC PRODUCTS INC., CHEMICAL & METALLURGICAL DIVISION, SUBSIDIARY OF GENERAL TELEPHONE & ELECTRONICS CORPORATION .....	279
Agency: Tatham-Laird & Kudner, Inc.	
SYNTEX LABORATORIES, INC. ....	2
Agency: Sam Smidt Associates	
SYSTEM DEVELOPMENT CORPORATION ..	204, 205
Agency: Fuller & Smith & Ross Inc.	
TELETYPE CORPORATION .....	222, 223
Agency: Fensholt Advertising, Inc.	
TEXAS INSTRUMENTS INCORPORATED ..	210, 211
Agency: Don L. Baxter, Inc.	
TORRINGTON MANUFACTURING COMPANY, THE .....	189
Agency: Charles Palm & Co., Inc.	
TUBE METHODS INC. ....	100
Agency: John Miller Advertising Agency	
URS CORPORATION .....	302
Agency: Hal Lawrence Incorporated	
UNION CARBIDE CORPORATION .....	62, 63
Agency: Young & Rubicam, Inc.	
UNION ELECTRIC COMPANY .....	302
Agency: Gardner Advertising Company	
UNITED AIRCRAFT RESEARCH LABORATORIES .....	288
Agency: B. E. Burrell & Associates, Inc.	
U. S. NAVAL LABORATORIES IN CALIFORNIA .....	291
Agency: Buxton Advertising Agency	
U. S. RUBBER COMPANY .....	153
Agency: Doyle-Dane-Bernbach-Inc.	
UNIVAC DIVISION OF SPERRY RAND CORPORATION .....	197
Agency: Daniel and Charles, Inc.	
UNIVERSAL OIL PRODUCTS COMPANY .....	44
Agency: Galloway Advertising, Incorporated	
UNIVERSITY OF CHICAGO PRESS .....	303
Agency: Franklin Spier Incorporated	
UNIVERSITY OF ILLINOIS PRESS .....	300
VERMONT RESEARCH CORPORATION .....	120
Agency: Mead-Ross Associates	
VIDAR CORPORATION .....	Inside Back Cover
Agency: Hal Lawrence Incorporated	
WANG LABORATORIES, INC. ....	172
Agency: Larcom Randall Advertising, Inc.	
WESTERN UNION .....	198, 199
Agency: Fuller & Smith & Ross Inc.	
WESTINGHOUSE ELECTRIC CORPORATION .....	274, 275
Agency: Ketchum, MacLeod & Grove, Inc.	
WFF'N PROOF .....	306
WILD HEERBRUGG INSTRUMENTS, INC. ....	101
Agency: Duncan-Brooks, Inc.	
WILEY, JOHN, & SONS, INC. ....	308, 309
Agency: The Lampert Agency, Inc.	
XEROX CORPORATION .....	220, 221
Agency: Deutsch & Shea, Inc.	
XEROX CORPORATION .....	98, 99
Agency: Papert, Koenig, Lois, Inc.	
ZEISS, CARL, JENA .....	229
Agency: Interwerbung	



**Ask a stupid question and you'll get a stupid answer... even from the machine**

**Columbia has the information you need to get the information you need**

### **A GUIDE TO FORTRAN IV**

**Seymour V. Pollack**

A comprehensive handbook for the new, more powerful version of the world's most flexible programming language. The novice can use the book as a first text, and the seasoned programmer can ignore the basic material at the beginning of the book, and use it as a complete reference covering a wide variety of machines and systems. \$5.00

### **COMPUTERS AND THE LIFE SCIENCES**

**Theodor D. Sterling and Seymour V. Pollack**

"As a work addressed to experimental biologists, Sterling and Pollack's volume has few if any competitors... the volume is sensitive to the familiar languages and work habits of biomedical research generally, and emphasizes analog inputs and statistical processing."—*Science* \$12.50

### **TECHNOLOGICAL INNOVATION AND SOCIETY**

**Dean Morse and Aaron W. Warner, Editors**

The revolutionary impact of the new technology is discussed by Jerome B. Wiesner of M. I. T.; William H. Sebrell, Jr. of Columbia; Henry H. Villard of CUNY; Donald M. Michael of the Institute for Policy Studies; Edwin H. Land of Polaroid; Robert L. Hershey of duPont; E. R. Piore of IBM; and Senator Joseph S. Clark. \$6.00

at your bookstore



**COLUMBIA UNIVERSITY PRESS**  
2960 Broadway, New York, N. Y. 10027

# BIBLIOGRAPHY

*Readers interested in further reading on the subjects covered by articles in this issue may find the lists below helpful.*

## INFORMATION

COMPUTERS AND THE WORLD OF THE FUTURE. Edited by Martin Greenberger. The M.I.T. Press, 1962.

CYBERNETICS: OR CONTROL AND COMMUNICATION IN THE ANIMAL AND THE MACHINE. Norbert Wiener. The M.I.T. Press, 1961.

## COMPUTER LOGIC AND MEMORY

DESIGN OF TRANSISTORIZED CIRCUITS FOR DIGITAL COMPUTERS. Abraham I. Pressman. John F. Rider Publisher, Inc., 1959.

LOGICAL DESIGN OF DIGITAL COMPUTERS. Montgomery Phister. John Wiley & Sons, Inc., 1958.

SQUARE-LOOP FERRITE CIRCUITRY: STORAGE AND LOGIC TECHNIQUES. C. J. Quartly. Prentice-Hall, Inc., 1962.

SWITCHING CIRCUITS AND LOGICAL DESIGN. S. H. Caldwell. John Wiley & Sons, Inc., 1958.

THEORY AND DESIGN OF DIGITAL MACHINES. Thomas C. Bartee, Irwin L. Lebow and Irving S. Reed. McGraw-Hill Book Company, Inc., 1962.

## COMPUTER INPUTS AND OUTPUTS

MACHINE PERCEPTION OF THREE-DIMENSIONAL SOLIDS. L. G. Roberts in *Lincoln Laboratory Technical Report No. 315*. Massachusetts Institute of Technology, 1963.

THE ON-LINE GRAPHICAL SPECIFICATION OF COMPUTER PROCEDURES. W. R. Sutherland in *Lincoln Laboratory Technical Report No. 405*. Massachusetts Institute of Technology, 1966.

SKETCHPAD, A MAN-MACHINE GRAPHICAL COMMUNICATION SYSTEM. I. E. Sutherland in *Lincoln Laboratory Technical Report No. 296*. Massachusetts Institute of Technology, 1963.

## SYSTEM ANALYSIS AND PROGRAMMING

ADVANCES IN PROGRAMMING AND NON-NUMERICAL COMPUTATION. Edited by L. Fox. Pergamon Press, 1966.

A GUIDE TO FORTRAN PROGRAMMING. Daniel D. McCracken. John Wiley & Sons, Inc., 1961.

INTRODUCTION TO ALGOL. R. Baumann, M. Feliciano, F. L. Bauer and K. Samelson. Prentice-Hall, Inc., 1964.

PROGRAMMING COMPUTERS TO PLAY GAMES. Arthur L. Samuel in *Advances in Computers: Vol. 1*, edited by Franz L. Alt. Academic Press, Inc., 1960.

## TIME-SHARING ON COMPUTERS

THE COMPATIBLE TIME-SHARING SYSTEM: A PROGRAMMER'S GUIDE. Edited by P. A. Crisman. The M.I.T. Press, 1965.

MAN-COMPUTER SYMBIOSIS. J. C. R. Licklider in *IRE Transactions on Human Factors in Electronics*, HFE-1, No. 1, pages 4-11; March, 1960.

SEGMENTATION AND THE DESIGN OF MULTIPROGRAMMED COMPUTER SYSTEMS. Jack B. Dennis in *Journal of the Association for Computing Machinery*, Vol. 12, No. 4, pages 589-602; October, 1965.

STRUCTURE OF THE MULTICS SUPERVISOR. F. J. Corbató, V. A. Vyssotsky and R. M. Graham in *AFIPS Conference Proceedings: Vol. 27, Part 1*. 1965 Fall Joint Computer Conference. Spartan Books, 1965.

TIME-SHARING ON A COMPUTER. Arthur L. Samuel in *New Scientist*, Vol. 26, No. 445, pages 583-587; May 27, 1965.

## THE TRANSMISSION OF COMPUTER DATA

DATA TRANSMISSION—THE ART OF MOVING INFORMATION. Richard T. James in *IEEE Spectrum*, Vol. 2, No. 1, pages 65-83; January, 1965.

HANDBOOK OF AUTOMATION, COMPUTATION AND CONTROL. Edited by Eugene M. Grabbe, Simon Ramo and Dean E. Wooldridge. John Wiley & Sons, Inc., 1959.

MODERN COMMUNICATIONS. T. H. Crowley, G. G. Harris, S. E. Miller, J. R. Pierce and J. P. Runyon. Columbia University Press, 1962.

SYMBOLS, SIGNALS AND NOISE: THE NATURE AND PROCESS OF COMMUNICATION. J. R. Pierce. Harper & Row, Publishers, 1961.


## THE USES OF COMPUTERS IN SCIENCE

AUTOMATIC PROCESSING OF NATURAL AND FORMAL LANGUAGES. A. G. Oet-




**Roger Smullen is a 30-year-old malcontent. He came to Fairchild six years ago in Quality Assurance. Then, he became a Production Foreman. Then, Production Engineer Supervisor. Now, he's Product Manager in the Custom Integrated Circuits department at Fairchild. He can never leave well enough alone.**


**We need three more like Roger. If you're not content, contact Jack Sheets at Fairchild Semiconductor, 313 Fairchild Drive, Mountain View, California.**



**Roger needs a Product Engineer with a B.S. in Physics or E.E., with semiconductor or integrated circuit experience, to stretch present technology and develop new technology in the production of custom integrated circuits, from wafer fabrication and assembly to device classification.**




**We also need a Product Engineer with experience in hybrid integrated circuits and knowledge of packaging techniques and passive component processing. He will have complete technical responsibility for the production, yield, processes and profitability of complex hybrid circuits.**



**We need a Product Engineer with a B.S. in Engineering or Physics, and two years experience in silicon transistors. He will be responsible for the production of Fairchild power devices—for yield, product quality, reliability, and for establishing new products in production.**

**FAIRCHILD**  
**SEMICONDUCTOR**

A Division of Fairchild Camera and Instrument Corporation ■ An Equal Opportunity Employer (M&F)



Have you *really* seen the top of the Empire State building? This is the way Questar photographs it from a Manhattan rooftop a hazy mile away. The shot was taken by Questar-owner Bob Little with his Questar-modified Nikon at 1/125 second on Tri-X. Note the visitors in the observation room. Bob says "Visually I could clearly see the expressions on the faces." Below, the normal camera view shows the telescope mounted on the Linhof Heavy Duty tripod.



WORLD'S FINEST, MOST VERSATILE SMALL TELESCOPE. FROM \$795. SEND ONE DOLLAR FOR 40-PAGE BOOKLET TO ANYWHERE IN NORTH AMERICA. BY AIR TO REST OF WESTERN HEMISPHERE, \$2.40. EUROPE AND NORTH AFRICA, \$2.50. AUSTRALIA AND ALL OTHER PLACES, \$3.50.



**QUESTAR**  
BOX 20 NEW HOPE, PENNSYLVANIA

tinger in *Proceedings of IFIPS Congress, 65: Vol. I*, edited by Wayne A. Kalenich. Spartan Books, 1965.

COMPUTER ANALYSIS OF NATURAL LANGUAGES. Susumo Kuno in *Mathematical Aspects of Computer Science*, edited by Jack Schwartz. American Mathematical Society, in press.

COMPUTER AUGMENTATION OF HUMAN REASONING. Edited by Margo A. Sass and William D. Wilkinson. Spartan Books, 1965.

COMPUTING PROBLEMS AND METHODS IN X-RAY CRYSTALLOGRAPHY. C. L. Coulter in *Advances in Computers: Vol. V*, edited by Franz L. Alt and M. Rubinoff. Academic Press Inc., 1964.

DATA COLLECTION AND REDUCTION FOR NUCLEAR PARTICLE TRACE DETECTORS. H. Gelemtier in *Advances in Computers: Vol. VI*, edited by Franz L. Alt and M. Rubinoff. Academic Press Inc., 1965.

PLANS AND THE STRUCTURE OF BEHAVIOR. G. A. Miller, E. Galanter and K. H. Pribram. Holt, Rinehart & Winston, 1960.

A VISION OF TECHNOLOGY AND EDUCATION. A. G. Oettinger in *Communications of the ACM*, Vol. 9, No. 7, pages 487-490; July, 1966.

#### THE USES OF COMPUTERS IN TECHNOLOGY

AN APPROACH TO COMPUTER-AIDED PRELIMINARY SHIP DESIGN. M. L. Hamilton and A. D. Weiss in *Technical Memorandum 228*. Electronic Systems Laboratory, Massachusetts Institute of Technology, January, 1965.

AUGMENTING HUMAN INTELLECT: A CONCEPTUAL FRAMEWORK. Douglas C. Englebart. Stanford Research Institute, 1962.

THE GM DAC-1 SYSTEM, DESIGN AUGMENTED BY COMPUTERS. GMR-430 Computer Technology Department, General Motors Corporation Research Laboratories, Warren, Michigan, October 28, 1964.

SURFACES FOR COMPUTER-AIDED DESIGN OF SPACE FIGURES. Steven A. Coons in *Project MAC Technical Memorandum*. Massachusetts Institute of Technology, 1964.

#### THE USES OF COMPUTERS IN ORGANIZATIONS

ON-LINE COMPUTATION AND SIMULATION: THE OPS-3 SYSTEM. Martin Greenberger, Malcolm M. Jones, James H. Morris, Jr., and David N.

At the Manned Spacecraft Center in Houston, a select group of engineers, scientists, programmers and analysts is working at the limits of present knowledge and making original contributions to man's flight to the moon and beyond. The range of disciplines and technologies covered by the Lockheed team for the Manned Spacecraft Center is so broad that there may well be room for you and your personal contribution.

For example, you may help us conduct one of the most comprehensive studies of the lunar surface yet attempted. It involves geophysics, geochemistry, geology, and optical systems and components design. Also, lunar lighting signature acquisition and simulation in the visible, infrared and ultraviolet spectra.

Perhaps your field is in systems definition, evaluation and integration of unique radar, laser, telemetry and communication systems including HF, UHF, AM/FM, and unified S-Band using digital, TV, and voice data techniques; if so, you may be

able to develop solutions to the problems of manned spacecraft communications.

Or if it is in guidance and



control systems, you can contribute to test and evaluation of inertial platforms and overall guidance systems. Experimentation is underway with "man in the loop" systems in real time, in order to help solve the complex problems of interfacing man, instrumentation, and digital and analog computers.

In the area of scientific and engineering programming and analysis, the full spectrum of the Apollo aerospace technical disciplines is covered. A particularly challenging responsibility is the detailed "bit by bit" simulation of the Apollo Guidance Computer, along with its mission environment.

These and the many non-standard business data processing applications (one of which involves real time) are performed at the Manned Spacecraft Center with the use of one

of the largest and most up-to-date information processing complexes—seven computer systems, including real time computers, data conversion equipment controlled by computers, and priority interrupt systems. If you are a programmer, analyst or operator, you may find this the greatest career opportunity of your life.

These scientific, engineering and information processing programs will not end when man sets foot on the moon. At the Manned Spacecraft Center work is already beginning on the application of Apollo technology to the exploration of the solar system.

Your work at the career center of man's expansion into space will permit you to undertake evening graduate courses through the doctorate level if you desire. And family living is unsurpassed. A magnificent community with fine schools, sailing, fishing, golf, and attractive homes has grown up around the Manned Spacecraft Center. Theatres, museums and all the other cultural and entertainment advantages of a large metropolitan area are a few minutes drive away in Houston.

You are invited to write Mr. Dean Pearson at Lockheed today outlining your experience and qualifications. Or, if you prefer, telephone him collect at (713) HU 8-0080. He will be glad to supply you with any further information you may desire.

**LEG**  
**Lockheed**  
**Electronics Company**  
A Division of Lockheed Aircraft Corporation  
16811 El Camino Real, Houston, Texas  
*An equal opportunity employer*



KEEP PACE WITH SPACE AGE! SEE MANNED MOON SHOTS, SPACE FLIGHTS, CLOSE-UP!  
**AMAZING OPTICAL BUYS**  
 and OTHER SCIENTIFIC BARGAINS

See the Stars, Moon, Planets Close Up!  
**3" Astronomical Reflecting Telescope**  
 (Famous Mt. Palomar Type)



See the stars, moon, phases of Venus, planets close up! 60 to 180 power—famous Mt. Palomar Reflecting type. Unusual Buy! Equipped with Equatorial mount; finder telescope, hardwood tripod. Included Free: "STAR CHART"; 272-page "HANDBOOK OF HEAVENS"; "HOW TO USE YOUR TELESCOPE" book.

Stock No. 85,050-S.....\$29.95 Ppd.

**4 1/4" Astronomical Reflector Telescope!**

45-270 Power, New Vibration Free Metal Pedestal Mount.  
 Stock No. 85,105-S.....\$84.50 F.O.B. Barrington, N.J.

**SUPERB 6" REFLECTOR TELESCOPE!**

Inc. electric clock drive, setting circles, equatorial mount, pedestal base. 4 eyepieces for up to 570X. Teflon bearings.  
 Stock No. 85,086-S.....\$199.50 F.O.B. Barrington, N.J.

**New, Low-Cost THERMOELECTRIC COOLING SYSTEM**



Complete, solid state unit.

Amazingly versatile. Excellent for experimental uses in industry, universities, research labs! Silent, motionless. Simple to operate. No moving parts to wear out. No fluid leakage. At 80° F. ambient temp., unit pumps up to 35 BTU/hr., yet keeps transfer bar at 25° F. At zero cooling load, bar can be cooled to 13° F. Save thousands of dollars in producing prototypes, mock-ups, models. Ideal as spot cooler in instruments, electronic and other industrial equipment. Excellent as custom cooler of chemicals, cold plates, etc. Cooling section has 32-thermocouple 15-amp. module positioned between finned heatsink and aluminum transfer bar by spring-loaded, thermally insulated assembly. Power unit with transformer, choke, 2 rectifiers, provides full-wave rectified DC from 110-V, 60-cycle outlet; produces approx. 1 amp. DC consumption 3.4 V, 12.5 amp. ripple below 15%. Cooling unit 4"x5 1/2"x5 1/2". Power unit 5 1/2"x3 1/2"x3". Fan rpm—3100. Wt. 8 lbs. Full instructions included.

Stock No. 70,818-S.....\$62.00 Ppd.

**SCIENCE TREASURE CHESTS**



Science Treasure Chest—Extraordinary magnets, polarizing filters, compass, one-way mirror film, prism, diffraction grating and lots of other items for hundreds of thrilling experiments, plus a Ten-Lens kit for making telescopes, microscopes, etc. Full instructions included.

Stock No. 70,342-S.....\$5.50 Postpaid

**Science Treasure Chest DeLuxe**

Everything in Chest above plus exciting additional items for more advanced experiments including crystal-growing kit, electric motor, molecular models set, first-surface mirrors, and lots more.

Stock No. 70,343-S.....\$10.50 Postpaid

**BOY, DO WE HAVE MAGNETS!**  
**95,000 OF THEM**



The boss bought entire stock of magnet plant going out of business. Now yours in any quantity for close to scrap prices! All of them high-strength/stability Alnico Cylinder Magnets with 1 1/2 lb. pull. Ideal for shop lab, school and home. Excellent for tools, games, experiments. Made of a blend of iron, nickel, aluminum, cobalt. Smooth, finely ground surface. Diam. approx. 7/8", ht. 5/8", wt. 1 1/2 oz. We'll send you a sample "magnet roll" of 10 for only \$2. SPECIAL PRICES FOR QUANTITY ORDERS—Write for Bulletin #69.

Stock No. 60,577-S (Pkg. of 10).....\$2.00 Ppd.

**Precision Marine Time Piece**

**SHIP'S BELL CLOCK**



Faithful Time Afloat or Ashore

Handsome metal case in either brass or chrome. Highly corrosion resistant for use on shipboard or home. Finely made, unusually high quality, 8-day clock has familiar 1 to 12 dial—also marked with 24-hour system of timekeeping and traditional watch periods from Evening (or First) Watch through Second Dog Watch. Chimes nautical half-hour intervals from 1 to 8 bells, can be turned off. Thermometer at bottom of dial. Wt. 6 lbs.

Stock No. 70,781-S Brass.....\$70.00 Ppd.

Stock No. 70,782-S Chrome.....\$70.00 Ppd.

**Make Your Own Powerful Astronomical Telescope**



**GRIND YOUR OWN ASTRONOMICAL MIRROR.** Kits contain fine annealed pyrex mirror blank, tool, abrasives, diagonal mirror and eyepiece lenses. You can build instruments worth hundreds of dollars.

Stock No.	Diam.	Mirror Thickness	Price	Ppd.
70,001-S	4"	1 1/2"	\$ 8.00	Ppd.
70,004-S	4 1/2"	1 1/2"	12.95	Ppd.
70,005-S	5"	1 1/2"	21.00	Ppd.
70,006-S	6"	2 1/4"	36.25	F.O.B. Barrington
70,007-S	10"	2 1/4"	65.85	

**MAIL COUPON FOR FREE CATALOG!**

Completely New 1966 Edition  
 148 Pages—Nearly 4500 Bargains  
**EDMUND SCIENTIFIC CO.**  
 Barrington, New Jersey 08007  
 Please rush Free Giant Catalog S

Name.....  
 Address.....  
 City.....State.....Zip.....

ORDER BY STOCK NUMBER • OPEN ACCT TO RATED FIRMS • SATISFACTION GUARANTEED!

**EDMUND SCIENTIFIC CO., BARRINGTON, NEW JERSEY 08007**

**SOLVE PROBLEMS! TELL FORTUNES! PLAY GAMES!**

**NEW WORKING MODEL**

**DIGITAL COMPUTER**

**MINIATURE VERSION OF GIANT ELECTRONIC BRAINS**

Fascinating new see-through model computer actually solves problems, teaches computer fundamentals. Adds, subtracts, multiplies, shifts, complements, carries, memories, counts, compares, sequences. Attractively colored, rigid plastic parts easily assembled. 12" x 3 1/2" x 4 1/4". Incl. step-by-step assembly diagrams, 32-page instruction book covering operation, computer language (Binary system), programming, problems and 15 experiments.  
 Stock No. 70,883-S.....\$5.98 Ppd.

**DETAILED PROGRAMMING BOOKLET FOR EXPERIMENTS**  
 Stock No. 9080-S.....(50 Pages).....\$1.00 Ppd.

**Fascinating Top Adaptation of Binary Digital Computer**

**BEAT "DR. NIM" IN ANCIENT GAME!**

Not easy, but fun for all! Thrilling for youngsters. Challenging for adults. Teaches computer fundamentals, without need for mathematical ability. To play, release 1 to 3 marbles to roll down plastic game board through series of flip-flop channels. How you SET flip-flops to begin and path of travel for each marble, determines path of succeeding marbles. All plays predictable. Now DR. NIM automatically plays 1, 2 or 3 marbles. If you can make him take the last marble you win! Game great for playroom and parties. Durable red & white plastic 11 1/2" x 12 1/2" x 1 1/2". 24-p. Instruction Booklet.  
 Stock No. 70,816-S.....\$2.98 Ppd.

**SOLID WOODEN PUZZLES**

12 Different puzzles that will stimulate your ability to think and reason. Here is a fascinating assortment of wood puzzles that will provide hours of pleasure. Twelve different puzzles, animals and geometric forms to take apart and reassemble, give a chance for all the family, to stimulate ability to think and reason while having lots of fun. Order yours now.

Stock No. 70,205-S.....\$3.00 Postpaid

**NEW... TRANSPARENT CRYSTAL MODELS**

Set of 15 Basic Symmetries with Built-in Crystallographic Axes. Designed for lab study, demonstration, exhibition. Colored threads, built into each precision-made hollow plastic model, show position of all axes—black for identical axes, red to indicate a "c" axis, yellow to denote any third axis. You can mark formulas, dimensions, key letters, etc. on models with china marking pencil. Set includes: Cube (measuring 1 3/4"), Octahedron, Dodecahedron, Tetrahedron, Pyritohedron, Rhombohedron, Tetragonal Dipyramid, Tetragonal Prism & Pinacoid, Hexagonal Dipyramid, Hexagonal Prism & Pinacoid, Trigonal Scalenohedron, Orthorhombic Dipyramid, Monoclinic Prism, Triclinic Pinacoid, Orthorhombic Prism & Pinacoid. Models in poly bags, separately packed in compartmental wooden case 12"x9 1/4"x2 1/2".  
 Stock No. 70,821-S.....\$64.00 Ppd.

**"Balls of Fun" for Kids... Traffic Stoppers for Stores... Terrific for Amateur Meteorologists...**

**SURPLUS GIANT WEATHER BALLOONS**

At last... available again in big 8-ft. diameter. Create a neighborhood sensation. Great backyard fun. Exciting beach attraction. Blow up with vacuum cleaners or auto air hose. Sturdy enough for play; all other uses with reasonable care (e.g. in poly bags, separately packed in compartmental wooden case 12"x9 1/4"x2 1/2").  
 Stock No. 60,568-S.....\$2.00 Ppd.

Amateur meteorologists use balloons to measure cloud heights, wind speed, temperature, pressure, humidity at various heights. Photographers use balloons for highest aerial photos. Recent Gov't surplus of heavy, black neoprene rubber.

Stock No. 60,568-S.....\$2.00 Ppd.

**Brand New, Quick-Charge, Industrial Surplus**

**NICKEL-CADMIUM BATTERY**

**Unparalleled Value**  
 For the first time a 6-volt, light-weight nickel-cadmium battery in stainless steel, strap type casing, 4-amp hour capacity. Almost unlimited life—thousands of discharge-charge cycles with minute deterioration—charges fully in approx. 1 hr. with Edmund charger kit. Just a few drops of water per year provide full maintenance. Hundreds of uses for hobbyists, amateur photographers, campers, model builders, etc. Unequaled for rechargeable lanterns; cycle scooters, and boat lights; portable fluorescent and ultra-violet lights; electronic flash units. Battery requires minimum of electrolyte; is sealed to prevent loss; delivers nearly 100% of output below freezing temperatures compared to 50% by lead-acid batteries. No corrosive fumes under any stage of recharge. Can't be damaged by accidental charge in reverse (but not recommended). Stud type terminals on top 1 1/2" apart marked for polarity, 6/32 thread, nuts and lock-washers. 6"x2"x4". Wt. 2 lbs. 12 ounces.  
 Stock No. 70,776-S.....\$15.00 Ppd.

**CHARGER KIT FOR 6-VOLT BATTERY.** Charges in approx. 1 hr. Shuts off automatically, attaches to Stock No. 70,776 battery case. Includes transformer, ballast resistors, charger circuit board, mounting hardware, 8-ft. cord, plug switch, assembly instructions.  
 Stock No. 70,807-S.....\$8.00 Ppd.

**ONE 1.2-VOLT NICKEL-CADMIUM CELL**  
 Stock No. 40,798-S.....\$3.95 Ppd.

Ness. The M.I.T. Press, 1962.  
 PROGRAMMING REAL-TIME COMPUTER SYSTEMS. James T. Martin. Prentice-Hall, Inc., 1965.

THE SHAPE OF AUTOMATION FOR MEN AND MANAGEMENT. Herbert A. Simon. Harper & Row, Publishers, 1965.

**THE USES OF COMPUTERS IN EDUCATION**

AUTOMATED EDUCATION HANDBOOK. Edited by E. Goodman. Automated Education Center, 1965.

THE COMPUTER IN AMERICAN EDUCATION. Edited by Donald D. Bushnell and Dwight W. Allen. John Wiley & Sons, Inc., in press.

PROGRAMMED LEARNING AND COMPUTER-BASED INSTRUCTION. Edited by John E. Coulson. John Wiley & Sons, Inc., 1962.

**INFORMATION STORAGE AND RETRIEVAL**

INFORMATION STORAGE AND RETRIEVAL: TOOLS, ELEMENTS, THEORIES. Joseph Becker and Robert M. Hayes. John Wiley & Sons, Inc., 1963.

METHODS OF INFORMATION HANDLING. Charles P. Bourne. John Wiley & Sons, Inc., 1963.

**ARTIFICIAL INTELLIGENCE**

COMPUTERS AND THOUGHT. Edited by Edward A. Feigenbaum and Julian Feldman. McGraw-Hill Book Company, Inc., 1963.

MATTER, MIND AND MODELS. M. L. Minsky in *Proceedings of IFIPS Congress, 65: Vol. I*, edited by W. A. Kalenich. Spartan Books, 1965.

SOME STUDIES IN MACHINE LEARNING USING THE GAME OF CHECKERS. A. L. Samuel in *IBM Journal of Research and Development*, Vol. 3, No. 3, pages 210-229; July, 1959.

**MATHEMATICAL GAMES**

MRS PERKINS'S QUILT. J. H. Conway in *Proceedings of the Cambridge Philosophical Society*, Vol. 60, Part 3, pages 363-368; July, 1964.

MRS PERKINS'S QUILT. G. B. Trustrum in *Proceedings of the Cambridge Philosophical Society*, Vol. 61, Part I, pages 7-11; January, 1965.

**THE AMATEUR SCIENTIST**

CHEMICAL SPECTROSCOPY. W. R. Brode. John Wiley & Sons, Inc., 1943.



## PARTICULARITY IS A VIDAR DIGITAL DATA SYSTEM

It's a buyer's market today in digital data acquisition (systems that measure analog data and record it in digital form). You can order them from Vidar in innumerable combinations of input scanners, integrating digital voltmeters, clocks, output couplers, recorders, and what-not. They can be used for signals ranging from microvolts to thousands of volts. You can have your readouts served up on printed or per-

forated paper tape, punched cards, or magnetic tape.

Somewhere in this data-logging world—perhaps among our 5 standard systems—there exists an answer to your exact requirement for speed, sensitivity, accuracy, and economy. You can afford to be particular! And you needn't be a Ph.D. to understand or hook up a Vidar system.

Particular people are encouraged

to come to Vidar with their toughest data-acquisition problems (and the easier ones too!). You may be particularly impressed by our response. Get in touch with the Vidar engineering representative in your area, or contact us at 75 Ortega Avenue, Mountain View, California 94040; telephone (415) 961-1000.

# VIDAR



"True art consists in habitually  
searching for the causes and meaning  
of everything which occurs."

Charles Darwin


Habit is not usually thought of  
as a scientific discipline.

But it can be.

For habit implies method, and  
method is often as important to a  
successful end result as the creative  
idea that sparked it.

In our chemical research effort,  
we try to mix method with imagination  
...to make the habit of searching  
a part of our art of research.

Allied Chemical Corporation,  
61 Broadway, New York 6, N.Y. 10006



Divisions:

Barrett • Fibers • General Chemical  
International • Nitrogen  
Plastics • Semet-Solvay • Solvay Process  
Union Texas Petroleum

In Canada:

Allied Chemical Canada, Ltd., Montreal